

GTV

Lighting

2026

o nas *about us*

W sercu Polski, ponad ćwierć wieku temu, narodziła się wizja połączenia ergonomii z funkcjonalnością i designem. GTV, choć dziś znana jako globalna marka, miała skromne początki. Nasza pasja do tworzenia produktów, które łączą estetykę z praktycznością, doprowadziła nas do założenia firmy, która w krótkim czasie zrewolucjonizowała rynek.

Historia GTV to opowieść o ciągłym dążeniu do doskonałości. To historia, w której marzenia i determinacja przekształcają się w sukces na globalną skalę. Ponad 25 lat doświadczenia uczyniło nas ekspertami w naszej dziedzinie, a jednocześnie nauczyło nas skromności i wdzięczności wobec naszych klientów i partnerów, którzy są nieodłączną częścią naszej podróży. Nasza historia to dowód na to, że z pasją, determinacją i innowacyjnością, można osiągnąć sukces niezależnie od początkowych trudności.

The vision of combining ergonomics with functionality and design was born in the heart of Poland over a quarter of a century ago. GTV, although known today as a global brand, had humble beginnings. Our passion for creating products that combine aesthetics with practicality led us to found a company that revolutionised the market in a short time.

A history of GTV is a story of constant pursuit of perfection. It is the story in which dreams and determination turn into success on a global scale. More than 25 years of experience has made us experts in our field, and at the same time taught us modesty and gratitude towards our customers and partners who are an integral part of our journey. Our history is proof that with passion, determination and innovation, you can achieve success regardless of initial difficulties.

misja

mission

Nasza misja brzmi: „**Dajemy ludziom lepszą codzienność.**”

Ta prosta fraza podkreśla nasze głębokie zaangażowanie w tworzenie produktów, które ułatwiają życie i dodają mu jakości. Dzięki połączeniu wiedzy ekspertów i ciągłemu dążeniu do doskonałości, spełniamy potrzeby zarówno indywidualnych konsumentów, jak i przedsiębiorców. Nasze wartości takie jak uczciwość, otwartość, profesjonalizm i wsparcie stanowią fundament naszej kultury organizacyjnej.

Our mission is: „**We create a better daily life for people.**” This simple phrase emphasizes our deep commitment to creating products that make life easier and add quality to it. Through a combination of expert knowledge and constant pursuit of perfection, we meet the needs of both individual consumers and companies. Our values such as honesty, openness, professionalism and support constitute the foundation of our organizational culture.



działalność na rynkach zagranicznych *operations on foreign markets*

Rozwój GTV na rynkach międzynarodowych jest doskonałym przykładem, jak marka z lokalnymi korzeniami może stać się globalnym graczem. Ekspansja na rynki zagraniczne nie była jedynie kwestią zwiększenia obrotów, ale przede wszystkim odpowiedzią na rosnące zapotrzebowanie klientów i partnerów biznesowych z różnych zakątków świata. Oto kilka kluczowych momentów i strategii, które pozwoliły GTV zdobyć uznanie na skalę międzynarodową.

Pierwsze kroki na rynkach zagranicznych GTV stawiało w latach 2000-2005, kiedy to zaczęto eksplorować rynki europejskie. Dzięki jakości produktów i odpowiedniej strategii marketingowej, marka szybko zdobyła uznanie w krajach sąsiednich.

Lata 2006-2015 to okres dynamicznego rozwoju GTV w Europie. Marka systematycznie wchodziła na nowe rynki, tworząc sieć dystrybutorów i partnerów biznesowych. Kluczowym momentem było uruchomienie oddziałów w Chorwacji (2016) oraz w Czechach (2017) i Hiszpanii (2018). Te strategiczne decyzje pozwoliły na zwiększenie obecności marki w regionach o dużym potencjale wzrostu.



The development of GTV on international markets is a perfect example of how a brand with local roots can become a global player. Expansion into foreign markets was not just a matter of increasing turnover, but primarily a response to the growing demand of customers and business partners from various parts of the world. Here are some of the key moments and strategies that allowed GTV to gain international recognition.

GTV took its first steps on foreign markets in the years 2000-2005, when it began to explore European markets. Thanks to the quality of the products and the appropriate marketing strategy, the brand quickly gained recognition in neighbouring countries.

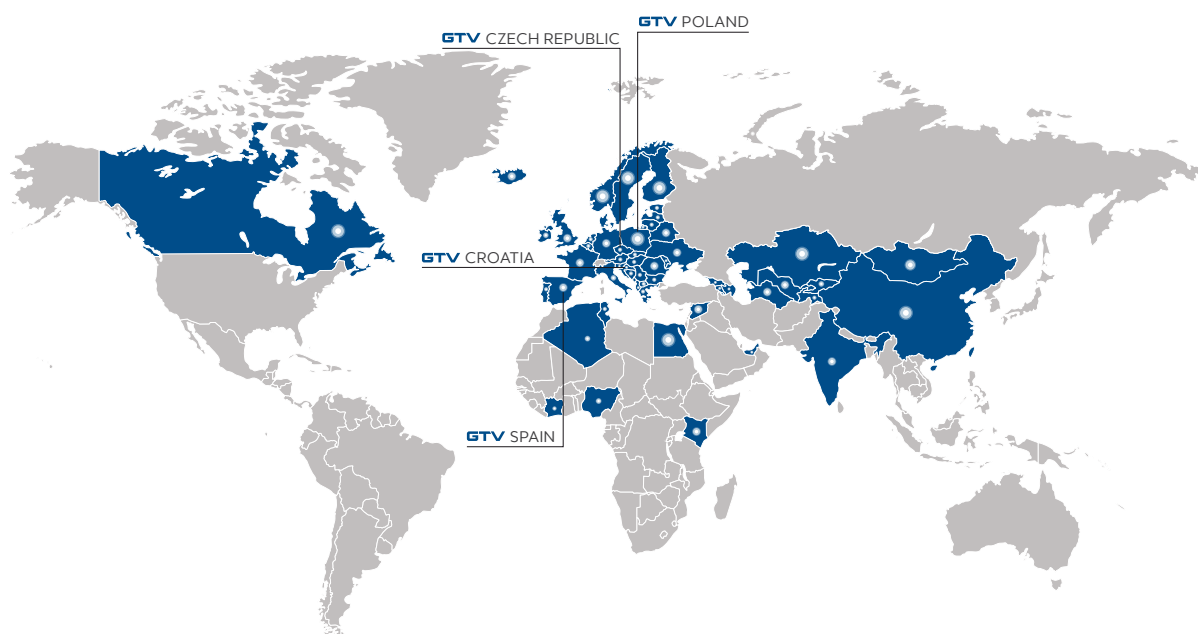
The years 2006-2015 are considered as a period of dynamic development of GTV in Europe. The brand systematically entered new markets, creating a network of distributors and business partners. A key moment was the launch of branches in Croatia (2016), the Czech Republic (2017) and Spain (2018). These strategic decisions allowed the brand to increase its presence in regions with high growth potential.

GTV **w liczbach**

GTV in numbers

Jesteśmy dumni z tego, co osiągnęliśmy przez ostatnie 25 lat. Oferujemy ponad 12 000 produktów i działamy w 70 krajach. Nasz zespół liczy ponad 500 pracowników, którzy codziennie pracują nad tym, aby dostarczyć naszym klientom najlepsze produkty i usługi. Nasza międzynarodowa obecność jest potwierdzeniem zaufania, jakim obdarzają nas klienci na całym świecie.

We are proud of what we have achieved for the last 25 years. We offer over 12,000 products and operate in 70 countries. Our team has over 500 employees who work every day to provide our customers with the best products and services. Our international presence is a confirmation of the trust of customers around the world.



logistyka w GTV

logistics at GTV

Logistyka odgrywa kluczową rolę w działalności każdej nowoczesnej firmy, a w przypadku GTV jest to element szczególnie istotny, biorąc pod uwagę globalny charakter działalności oraz szeroki asortyment produktów.

CENTRALIZACJA MAGAZYNOWANIA. GTV postawiło na centralizację magazynowania. Magazyny o łącznej powierzchni 30 000 m² mieszczą 52 000 palet. Dzięki temu firma może skupić się na efektywnym zarządzaniu zapasami, minimalizując jednocześnie ryzyko błędów i opóźnień. Centralne magazyny są strategicznie rozmieszczone w miejscach zapewniających optymalny dostęp do głównych rynków zbytu.

ZAAWANSOWANE SYSTEMY ZARZĄDZANIA. W GTV korzysta się z nowoczesnych systemów zarządzania magazynem (WMS) oraz systemów planowania zasobów przedsiębiorstwa (ERP). Pozwala to na bieżące monitorowanie stanu zapasów, automatyzację wielu procesów oraz skrócenie czasu reakcji na zmieniające się potrzeby rynku.

OPTIMALIZACJA TRANSPORTU. GTV pracuje z wieloma dostawcami logistycznymi, co pozwala na elastyczne dostosowywanie się do potrzeb klientów. Dzięki temu firma może zapewnić szybką dostawę, niezależnie od miejsca docelowego, jednocześnie minimalizując koszty transportu.

Logistics plays a key role in the operations of any modern company, and in the case of GTV it is a particularly important element, taking into account the global nature of the business and the wide range of products.

CENTRALISED STORAGE. GTV focused on centralised storage. The warehouses with a total area of 30 000 m² can hold 52 000 pallets. Thanks to this, the company can focus on effective stock management while minimizing the risk of mistakes and delays. Central warehouses are strategically located in places which ensure optimal access to the main sales markets.

ADVANCED MANAGEMENT SYSTEMS. GTV uses modern warehouse management systems (WMS) and enterprise resource planning (ERP) systems. It allows for current monitoring of stock levels, automation of many processes and shortening the response time to changing market needs.

TRANSPORT OPTIMISATION. GTV works with many logistics suppliers, which makes it possible to flexibly adapt to customer needs. Thanks to this, the company can ensure fast delivery, regardless of the destination, while minimizing transportation costs.



korzyści ze współpracy

benefits of cooperation

Współpraca z GTV niesie ze sobą mnóstwo korzyści, które zostały wypracowane przez lata doświadczenia, inwestycji w nowoczesne technologie oraz ciągłego doskonalenia relacji z klientami i partnerami biznesowymi.

NIEZAWODNA DOSTĘPNOŚĆ. W dobie cyfrowej, szybkość i pewność dostaw to klucz do sukcesu. Dzięki naszym zaawansowanym procesom logistycznym, możemy zagwarantować, że wszystkie zamówienia zostaną wysłane w ciągu zaledwie 24 godzin od momentu ich złożenia. Ponadto, nasza innowacyjna strategia magazynowania sprawia, że najbardziej popularne produkty są stale dostępne. W GTV znamy wartość terminowej dostawy, dlatego utrzymujemy od 2,5 do 3-miesięczne zapasy produktów zakwalifikowanych jako grupa A.

INDYWIDUALNE PODEJŚCIE. W GTV wiemy, że każdy nasz partner biznesowy jest inny. Dlatego zapewniamy indywidualne wsparcie dla każdego klienta. Nasz zespół składa się z przedstawicieli handlowych oraz opiekunów z Biura Obsługi Klienta, którzy nie tylko są ekspertami w swojej dziedzinie, ale również podejmują się kompleksowej obsługi wszelkich spraw związanych z zamówieniami i rozliczeniami naszych partnerów.

NOWOCZESNA PLATFORMA B2B. Nasza platforma B2B została stworzona z myślą o współczesnych przedsiębiorstwach, które pragną zoptymalizować procesy zakupowe i sprzedażowe. Ułatwia ona firmom wymianę informacji oraz automatyzuje proces składania i realizacji zamówień hurtowych.

API DLA INTEGRATORÓW. Technologia stoi u podstaw naszej działalności. Dzięki naszemu API, programiści mają możliwość dostępu do naszych danych, co umożliwia im automatyczne zasilanie stron www, systemów lub sklepów internetowych danymi z GTV. Zapewniamy dostęp do informacji o produktach, zdjęciach, kartach katalogowych oraz filmów i innych materiałów.

Cooperation with GTV brings many benefits that have been developed over years of experience, investment in modern technologies and continuous improvement of relationships with customers and business partners.

RELIABLE AVAILABILITY. In the digital age, speed and reliability of delivery are the key to success. Thanks to our advanced logistics processes, we can guarantee that all orders will be sent within just 24 hours of being placed. In addition, our innovative warehousing strategy ensures that the most popular products are always available. At GTV, we know the value of on-time delivery, therefore we keep 2.5 to 3-month stocks of products classified as group A.

INDIVIDUAL APPROACH. At GTV, we know that each of our business partners is different. That's why we provide individual support for each customer. Our team is composed of sales representatives account manager in Customer Service Office who are not only experts in their field, but also undertake comprehensive handling of all matters related to orders and settlements of our partners.

MODERN B2B PLATFORM. Our B2B platform is designed for modern companies that want to optimise their purchasing and sales processes. It facilitates the exchange of information between companies and automates the process of placing and fulfilling wholesale orders.

API FOR INTEGRATORS. Technology is at the heart of our business. Thanks to our API, developers can access our data, which allows them to automatically power websites, systems or online shops with data from GTV. We provide access to product information, photos, catalogue cards, videos and other materials.





Zapraszamy do współpracy i odkrywania zalet GTV.


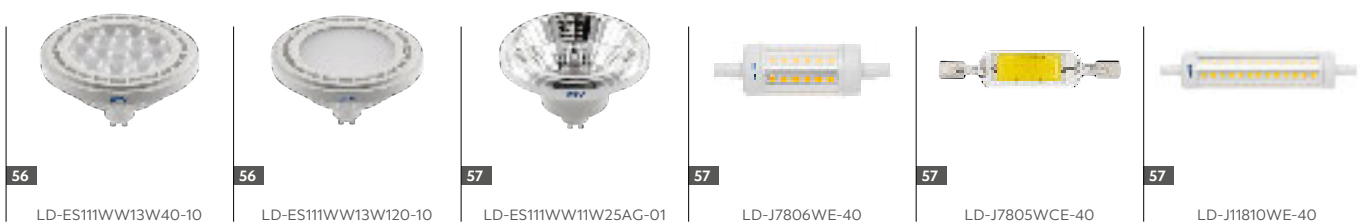
We invite you to cooperate and discover the advantages of GTV.

ŹRÓDŁA ŚWIATŁA

LIGHT SOURCES

 34 LD-SMGC30B-30	 34 LD-C35FLE4M-30	 34 LD-SMDC37-80	 34 LD-SPCC37E14-7W	 35 LD-SMGC30L-30	 35 LD-SMC37L-80
 35 LD-C35FLE4M-30L	 35 LD-SMC37L-10	 36 LD-SMGB45B-30	 36 LD-SMB45B-80	 36 LD-SPCG45E14-7W	 36 LD-G45FLE4M-30
 37 LD-SMB45B-10	 37 LD-E14S2WE0-40	 37 LD-E14P35WE-30	 37 LD-R5060W-30	 38 LD-C35FLE4-30	 38 LD-C35FLE4-30L
 38 LD-G45FLE4-30	 38 LD-C35FP4-18	 39 LD-C35FP4-18L	 39 LD-G45FP4-18	 39 LD-C35FLS3-22	 39 LD-G45FLS3-22
 40 LD-PC2A60-6W	 40 LD-PC2A60-8W	 40 LD-PC3A60-10W	 40 LD-PC2A60-12	 41 LD-PC3A60-15W	 41 LD-PC3A65-18W
 41 LD-PC4A65-20W	 41 LD-A60FLE8M-30	 42 LD-R6380W-30	 42 LD-PC2A60RGBW-9W	 42 LD-A60CZ3-10W	 42 LD-A60CM3-10W


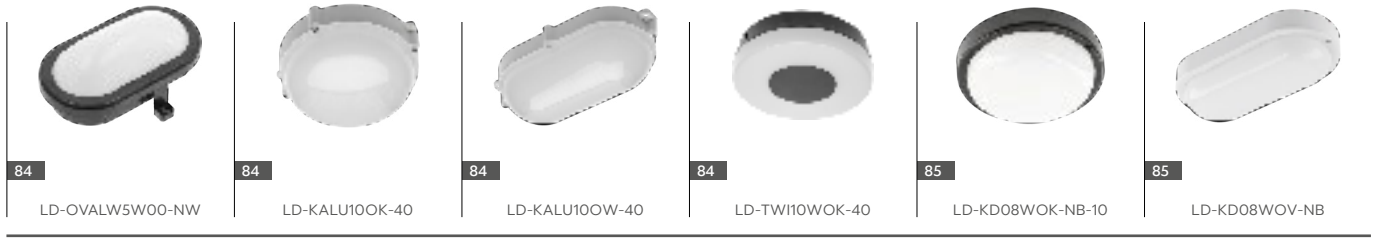
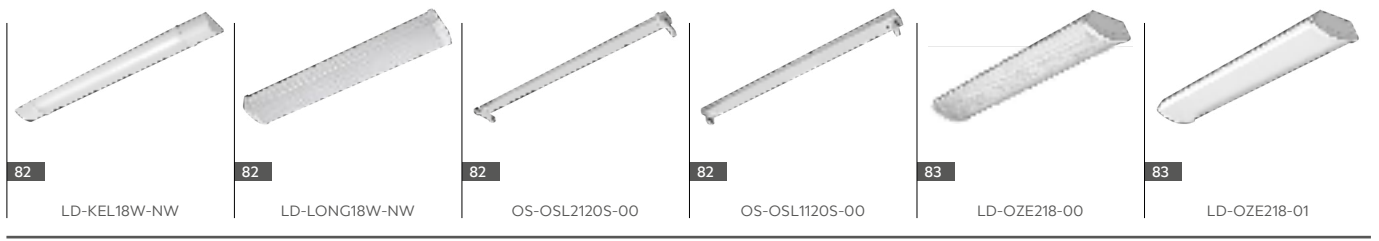
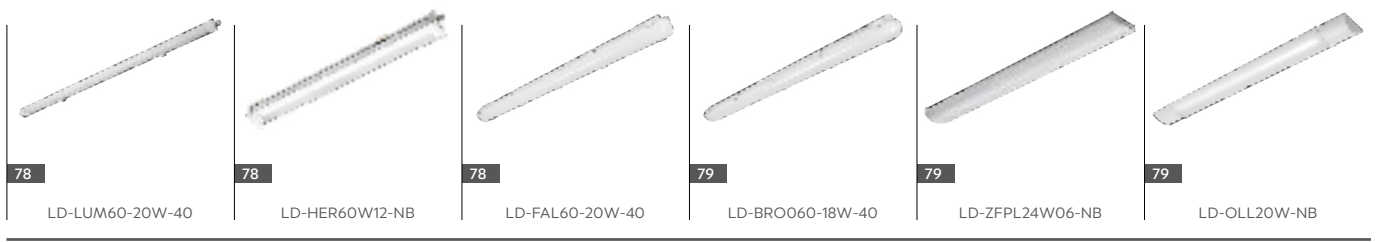






OŚWIETLENIE PRZEMYSŁOWE

INDUSTRIAL LIGHTING






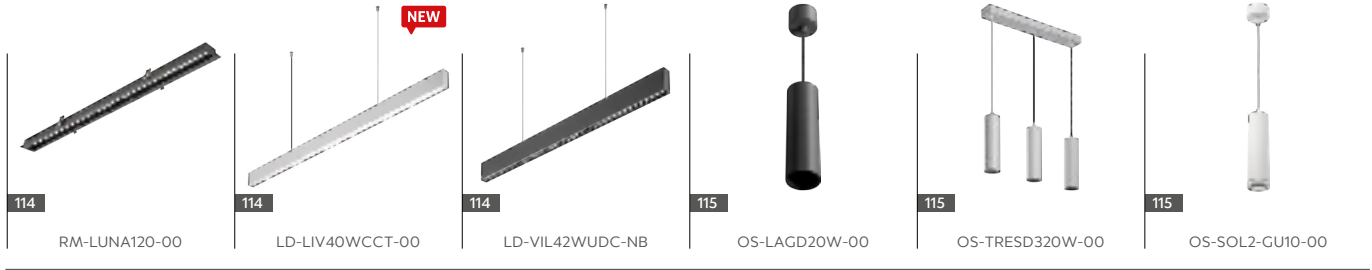












OŚWIETLENIE DO BIURA I DOMU


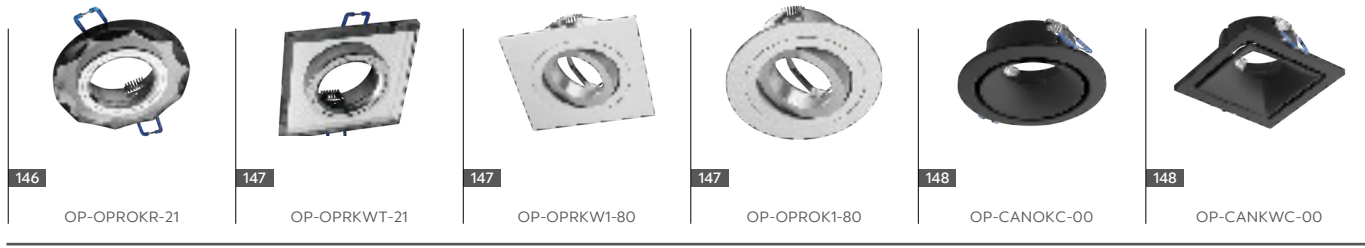

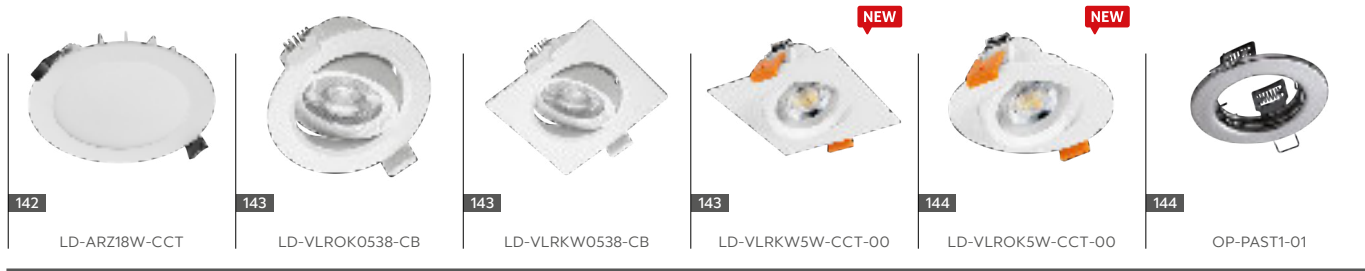
OFFICE AND HOME LIGHTING




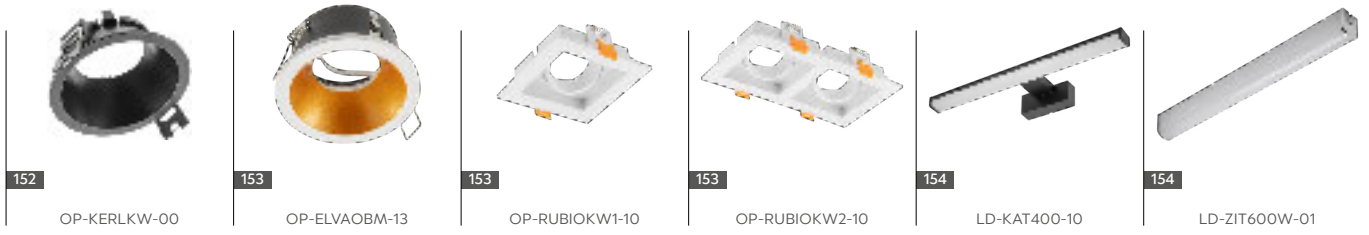


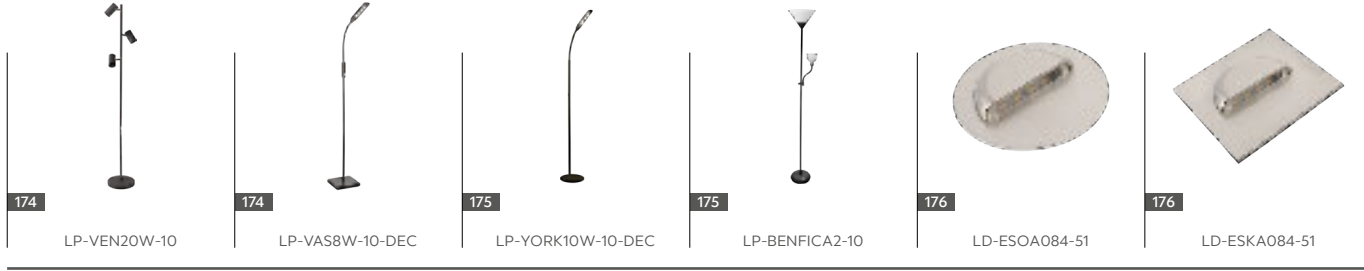





NEW







OŚWIETLENIE ZEWNĘTRZNE


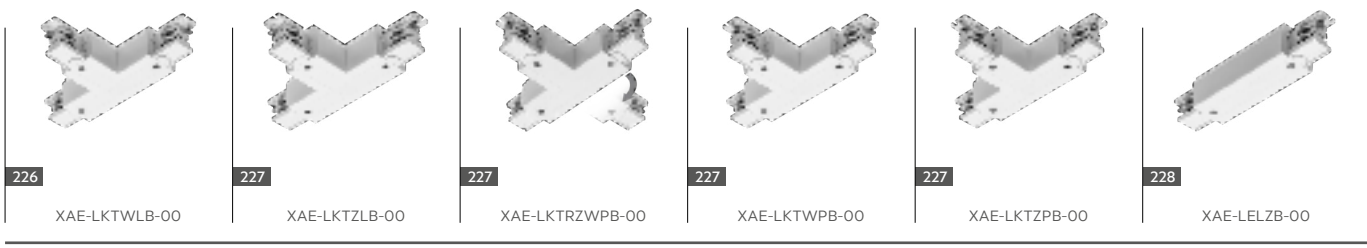



OUTDOOR LIGHTING

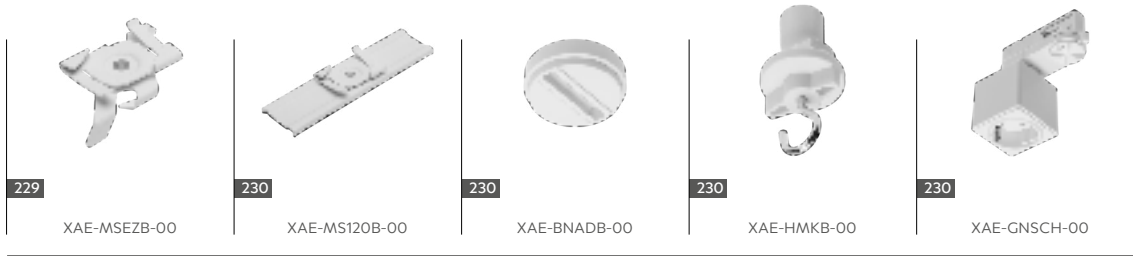
 184 LD-LON10W58P-10	 184 OS-KERTP40-30	 186 OS-LARGP40-30	 186 OS-CORP40-30	 187 OS-MEDP50-30	 187 OS-MILA10P-00
 188 OS-MARINAP-00	 188 OS-GRA0UA-00	 189 OS-TORP50-00	 189 OS-USTIP40-30	 190 OS-MARMOX60-00	 190 OS-MARMO25-00
 190 OS-DIEGOGU10-20	 190 OS-GRAZIEGU10-20	 191 AE-GIR10-10	 191 ON-ALFAOGU10-06-MINI	 191 ON-ALFAOGU10-06	 191 ON-ALFAO-C1W
 192 ON-BETAOGU10RK-06	 193 LD-MCR12W-NB	 193 LD-VALLA8W-40	 193 LD-MISS7WOC-CCT	 193 LD-MISS7WKC-CCT	 196 LD-CANTI12WOK-10
 196 LD-CANTI12WKW-10	 196 LD-TER10WB-10	 196 LD-TER10WBPIR-10	 197 LD-TRO10WB-10	 197 LD-SIRO10WB-10	 197 LD-TULON15WOW-00
 197 LD-TULON15WOK-10	 198 LD-NAR10WB-10	 198 LD-SARO9WB-10	 198 LD-PAR10W40BC-00	 198 LD-PAR10W40-00	 200 LD-NIC20W-DIM-00



SYSTEMY SZYNOWE TRACK SYSTEMS

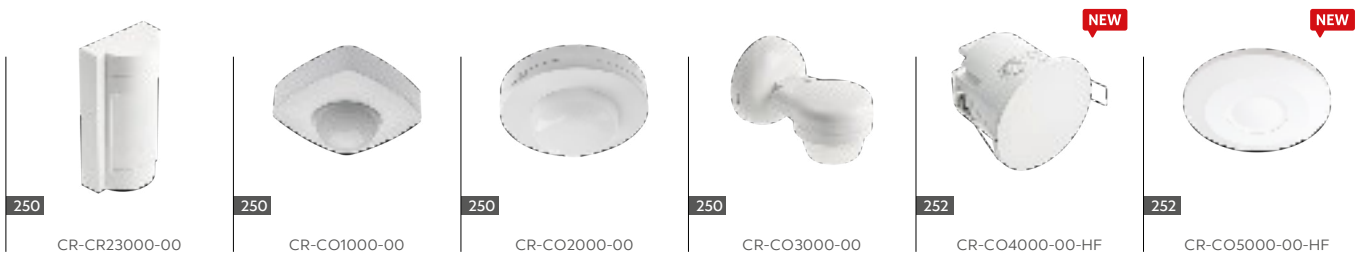





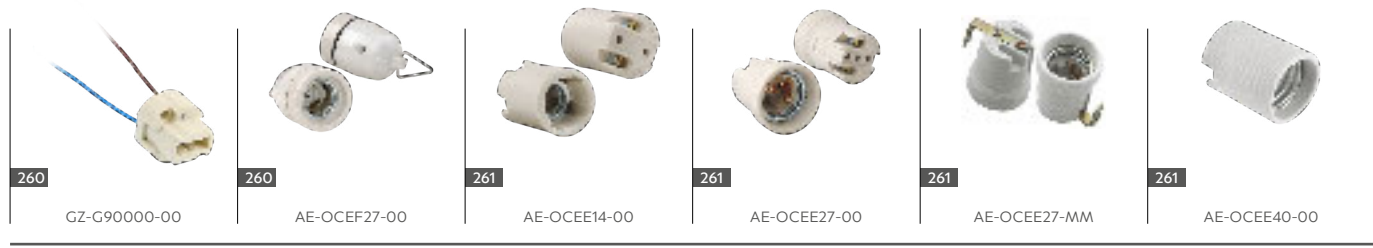











OSPRZĘT ELEKTRYCZNY

ELECTRICAL ACCESSORIES








TAŚMY LED

LED STRIPS





282

LD-COBRGB24V-840-20




283

LD-NF-12V6X12-65-ZB



283


LD-NF-24V6X12-65-ZB



284

LD-NFT-12V6X11-65-NE

PROFILE LED LED PROFILES



287

PA-GLAXGKL3M-00C




288

PA-GLAXGKS3M-00C




289

PA-GLAXGKW3M-00C



290

PA-GLAXGKWK3M-00C



291

PA-GLAXGKZK3M-00C



292

PA-GLAXMICNK-AL-20M



294

PA-GLAXMNK-AL



296

PA-GLAXNK-AL



298

PA-GLAXMKNW-AL



300

PA-GLAXMIC-AL



301

PA-GLAX-AL-20M



302

PA-GLAXMW-AL-20M



304

PA-GLAXDR-AL



306

PA-GLAXRAD-AL



307

PA-GLAXWN3M-AL-06



308

PA-GLAXNKKT-AL-90



310

PA-GLAXMNBW3M-AL



310

PA-GLAXMNBW3M-AL




311

PA-GLAXMPK-AL




311

PA-GLAXREG2-AL




312

PA-GLAXNBW3M-AL




312

PA-GLAXNBW3M-AL



313

PA-GLAXNBD3M16-AL



313

PA-GLAXNBDW3M-AL



314

PA-GLAXKT-AL



315

PA-GLAXWPKT-AL



316

PA-ZGLAXOMZ-10



316

PA-ZGLAXMNKOMZ-20M



317

PA-ZGLAXKTOMZ-00




317

PA-ZGLAXNKKTOMZ-10

AKCESORIA ACCESSORIES

 320 LD-ZAS100WEC-30	 320 LD-ZAS100WEC24-30	 320 LD-ZAS12PROPLUS30WL-30*	 321 LD-ZASPROPLUS24W-30	 321 LD-ZAS24PROPLUS06W-30	 321 LD-ZZAS06PROPLUSKD6
 322 LD-ZAS150-NW	 322 LD-ZAS350-NW	 322 LD-WZA20W-NW	 322 LD-ZASPUSZ-15W-30	 323 LD-ZASPUSZ24-15W-30	 323 LD-ZSKL15-00N
 323 LD-ZWND6W-10	 323 LD-ZAC6WDE-RGB	 324 LD-KONMINI-RGB	 324 LD-KONML-MONO	 324 LD-KONML-MONO-PIL	 324 LD-KONML-RGBW
 325 LD-KONML-RGBW-PIL	 325 LD-KONML-WIFI	 326 AE-WBSK-TOU-20	 327 AE-WDBP1-10NN	 327 AE-WDBP2CCT-10N	 327 AE-WBEZDC-10S
 327 AE-WBEZDK15-10	 328 AE-WBEZDPIR-10	 328 AE-WBEZDPIR2-20	 328 AE-WBE1-20	 329 AE-WBE2-20	 329 AE-WBCUNI-10DIM
 329 AE-WDSB-10DIM	 330 AE-WDKBOR-53	 330 AE-WDRIN-20	 330 AE-WBEZD-NB	 330 AE-WPDRW-00DIM	 331 AE-WLPR-60



OPRAWY LED

LED FITTINGS





346

LD-TRACR1NW-80




348

LD-TRACR1NW-20

GNIAZDA MEBLOWE I ŁADOWARKI

FURNITURE POWER SOCKETS AND CHARGERS



352

AE-GMBAS3S2U-20



352

AE-GMNIC3S2U-10



354

AE-GMSOF2S2U-31



354

AE-GMRONIS3URH-10



356

AE-GM1FFLI-20



356

AE-GM1FSHU-20



356

AE-GM2FBAR-20



357

AE-GMW1FTOW-20



357

AE-PB2FPRES-53



357

AE-BPW1FACP-10




358

AE-BPW4F120P-20



358

AE-BPW2FCAM-20



358

AE-PB1FAVAP-10



360

AE-PB1SAVA-53N



360

AE-BPW1S2UCH-80



360

AE-BPW1U1UCH-53N



362

AE-BPW1U1UCH-51N



362

AE-BPW4U100-53



362

AE-BPW3GU-20



363

AE-BPW3U60-80



363

AE-BPW3U60U-80



363

AE-PBKT4U-80



364

AE-PBC3GU-53



364

AE-PBSC3GS-20NN



365

AE-PBSUR2GU-53



365

AE-PBU02GS-20N



366

AE-PBC3GS-53BKS



366

AE-PBC3GS-51BKN




366

AE-ZLADLUX-40



366

AE-ZLADSQ-20



367

AE-ZLADPOD-20N


367

AE-ZUSB-20N

367

AE-ZLADUSFC-20

G-TECH



370

GT-B45WW5W-3

370

GT-SMNGB45B-30

370

GT-C37WW5W-3

370

GT-SMNGC30B-30

371

GT-B45CWW5W-3

371

GT-SMNGB45C-30



371

GT-A60WW9W-3

371

GT-A60WW10W-3

372

GT-A60WW12W-3

372


GT-PN2A60-6W

372

GT-PC2A60-WW-15W

372

GT-A60WW9W



373

GT-PC3010-30

373

GT-GU10WW5W-3

373

GT-SZNT809W-60

373

GT-SZZT809W-60

374

GT-SZNT809WBX-60

374

GT-FAN06KW-NW-00



374

GT-FAN06OK-NW-00

375

GT-FAW06KW-NW-00

375

GT-FAW04OK-NW-00

375

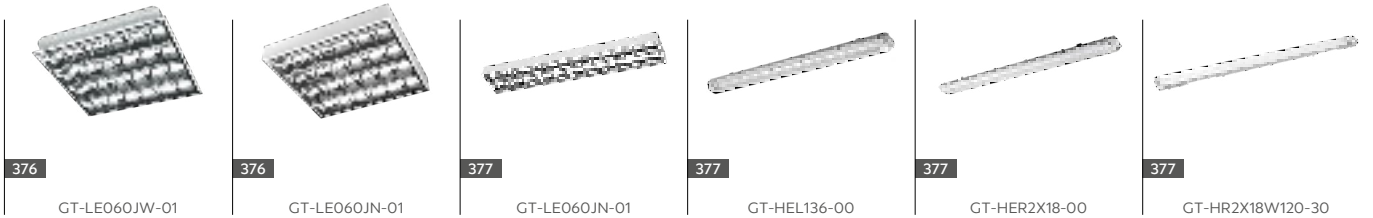
GT-HB150W-40

376

GT-OSL1120S-00

376

GT-OSL2120S-00



376

GT-LE060JW-01

376

GT-LE060JN-01

377

GT-LE060JN-01

377



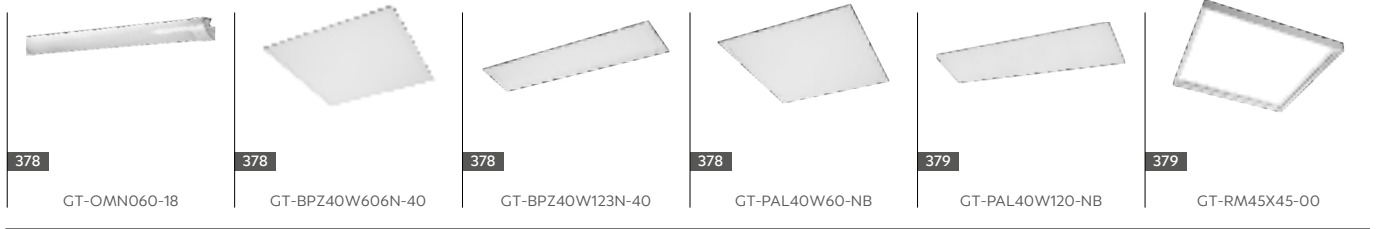
GT-HEL136-00

377

GT-HER2X18-00

377

GT-HR2X18W120-30



**EXPO
TRACKO**



ŹRÓDŁA ŚWIATŁA

LIGHT SOURCES

E14	34
E27	40
G9	53
GU10	54
R7s	57
G53	58
MR16	59
G4	59
T8	62



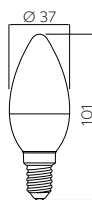
► ŹRÓDŁO ŚWIATŁA LED **C30**

LED light source



WARRANTY

E14



LD-SMGC30B-30		LD-SMNGC30B-30		LD-SMZGC30B-30		LD-SMGC30B-60*		LD-SMNGC30B-60*		LD-SMZGC30B-60*	
		3,0 W	3,0 W = 26 W								
						F	3000 K	260 lm	3000 K	520 lm	5901867120014
							4000 K		4000 K		5902801235139
							6400 K		6400 K		5902801414725
							3000 K		3000 K		5901867171948
							4000 K		4000 K		5902801235344
							6400 K		6400 K		5902801423765

► ŹRÓDŁO ŚWIATŁA LED **MILKY C35**

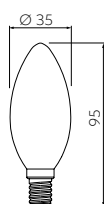
LED light source



WARRANTY

E14

FILAMENT



LD-C35FLE4M-30		LD-C35FLE4M-40	
		4,0 W	4,0 W = 37 W

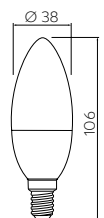
► ŹRÓDŁO ŚWIATŁA LED **C37**

LED light source



WARRANTY

E14



LD-SMDC37-80		LD-SMND37-80		LD-SMZDC37-80	
		8,0 W	8,0 W = 55 W		
				F	3000 K
					4000 K
					6400 K
					720 lm
					5902801028373
					5902801298967
					5902801424243

► ŹRÓDŁO ŚWIATŁA LED **C37**

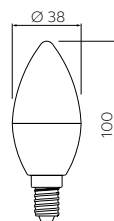
LED light source



WARRANTY

E14

DIMMABLE



LD-SPCC37E14-7W		LD-SPNC37E14-7W	
		7,0 W	7,0 W = 54 W

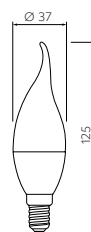
► ŹRÓDŁO ŚWIATŁA LED **C30L**

LED light source



WARRANTY

E14



	W	LED	Ei			
LD-SMGC30L-30	3,0 W	3,0 W = 26 W	F	● 3000 K	260 lm	5902801423529
LD-SMNGC30L-30				● 4000 K		5902801423550
LD-SMZGC30L-30				● 6400 K		5902801423604
LD-SMGC30L-60	6,0 W	6,0 W = 43 W	F	● 3000 K	520 lm	5901867120359
LD-SMNGC30L-60				● 4000 K		5902801235016
LD-SMZGC30L-60				● 6400 K		5902801423826

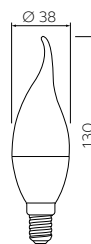
► ŹRÓDŁO ŚWIATŁA LED **C37L**

LED light source



WARRANTY

E14



	W	LED	Ei			
LD-SMC37L-80	8,0 W	8,0 W = 55 W	F	● 3000 K	720 lm	5902801028380
LD-SMNC37L-80				● 4000 K		5902801298899
LD-SMZC37L-80				● 6400 K		5902801425028

► ŹRÓDŁO ŚWIATŁA LED **MILKY C35L**

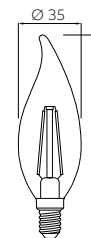
LED light source



WARRANTY

E14

FILAMENT



	W	LED	Ei			
LD-C35FLE4M-30L	4,0 W	4,0 W = 37 W	F	● 3000 K	420 lm	5902801339424
LD-C35FLE4M-40L				● 4000 K	420 lm	5902801358425

► ŹRÓDŁO ŚWIATŁA LED **C37L**

LED light source

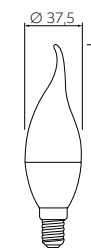


WARRANTY

E14

CERAMIC BODY

HEAT PROTECT



	W	LED	Ei			
LD-SMC37L-10	10,0 W	10,0 W = 72 W	F	● 3000 K	1000 lm	5902801362262
LD-SMNC37L-10				● 4000 K		5902801362606

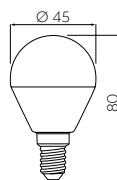
► ŹRÓDŁO ŚWIATŁA LED B45

LED light source



WARRANTY

E14



LD-SMGB45B-30				3000 K				5901867120410	
LD-SMNB45B-30	3,0 W	3,0 W = 25 W		4000 K	225 lm	PF > 0,4		5902801235481	
LD-SMZGB45B-30				6400 K				5902801423642	
LD-SMGB45B-60*				3000 K				5901867120465	
LD-SMNB45B-60*	6,0 W	6,0 W = 43 W		4000 K	520 lm	PF > 0,5		5902801234941	
LD-SMZGB45B-60*				6400 K				5902801423888	

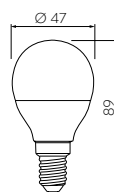
► ŹRÓDŁO ŚWIATŁA LED B45

LED light source



WARRANTY

E14



LD-SMB45B-80				3000 K				5902801028397	
LD-SMNB45B-80	8,0 W	8,0 W = 55 W	F	4000 K	720 lm			5902801298929	
LD-SMZB45B-80				6400 K				5902801424779	

► ŹRÓDŁO ŚWIATŁA LED B45

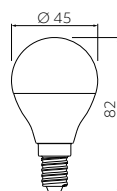
LED light source



WARRANTY

E14

DIMMABLE



LD-SPCG45E14-7W				3000 K				5902801414305	
LD-SPNG45E14-7W	7,0 W	7,0 W = 54 W	F	4000 K	700 lm			5902801414299	

► ŹRÓDŁO ŚWIATŁA LED MILKY G45

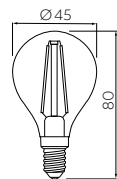
LED light source



WARRANTY

E14

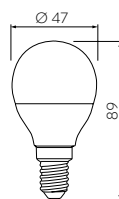
FILAMENT



LD-G45FLE4M-30				3000 K				5902801339301	
LD-G45FLE4M-40	4,0 W	4,0 W = 37 W	F	4000 K	420 lm			5902801358098	

► ŹRÓDŁO ŚWIATŁA LED **B45**

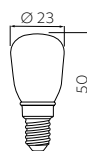
LED light source



LD-SMB45B-10	10,0 W	10,0 W = 72 W	F	● 3000 K	1000 lm	5902801362378
LD-SMN45B-10				● 4000 K		5902801362590

► ŹRÓDŁO ŚWIATŁA LED

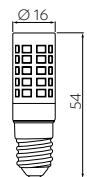
LED light source



LD-E14S2WE0-40	2,0 W	2,0 W = 19 W	F	● 4000 K	180 lm	5902801328893

► ŹRÓDŁO ŚWIATŁA LED

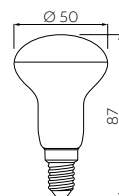
LED light source



LD-E14P35WE-30	3,5 W	3,5 W = 32 W	F	● 3000 K	350 lm	5902801330681

► ŹRÓDŁO ŚWIATŁA LED **R50**

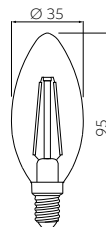
LED light source



LD-R5060W-30	6,0 W	6,0 W = 43 W	F	● 3000 K	520 lm	5901867113467
LD-R5060W-40				● 4000 K		5902801215872

► ŹRÓDŁO ŚWIATŁA LED **CLEAR C35**

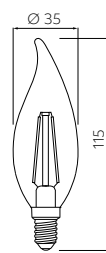
LED light source



	W	LED	Ei A B	Color	lm	Barcode
LD-C35FLE4-30	4,0 W	4,0 W = 37 W	F	3000 K	420 lm	5902801328831
LD-C35FLE4-40				4000 K		5902801339325
LD-C35FLE6-30	5,8 W	5,8 W = 50 W	E	2700 K	640 lm	5902801497926
LD-C35FLE6-40				4000 K		5902801497537

► ŹRÓDŁO ŚWIATŁA LED **CLEAR C35L**

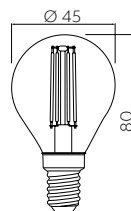
LED light source



	W	LED	Ei A B	Color	lm	Barcode
LD-C35FLE4-30L	4,0 W	4,0 W = 37 W	F	3000 K	420 lm	5902801328268
LD-C35FLE4-40L				4000 K		5902801339448

► ŹRÓDŁO ŚWIATŁA LED **CLEAR G45**

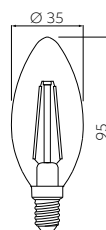
LED light source



	W	LED	Ei A B	Color	lm	Barcode
LD-G45FLE4-30	4,0 W	4,0 W = 37 W	F	3000 K	420 lm	5902801328435
LD-G45FLE4-40				4000 K		5902801356933

► ŹRÓDŁO ŚWIATŁA LED **SMOKED C35**

LED light source



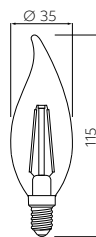

	W	LED	Ei A B	Color	lm	Barcode
LD-C35FP4-18	4,0 W	4,0 W = 21 W	-	1800 K	200 lm	5902801393228
LD-C35FEP4-30		4,0 W = 28 W	G	2700 K	300 lm	5902801359071

► ŹRÓDŁO ŚWIATŁA LED **SMOKED C35L**

LED light source



WARRANTY E14 FILAMENT



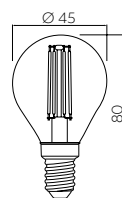

LD-C35FP4-18L	4,0 W	4,0 W = 21 W	-	● 1800 K	200 lm	5902801397707
LD-C35FEP4-30L		4,0 W = 28 W	G	● 2700 K	300 lm	5902801359217

► ŹRÓDŁO ŚWIATŁA LED **SMOKED G45**

LED light source



WARRANTY E14 FILAMENT



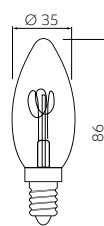
LD-G45FP4-18	4,0 W	4,0 W = 21 W	-	● 1800 K	200 lm	5902801393464
LD-G45FPE4-30		4,0 W = 28 W	G	● 2700 K	300 lm	5902801358500

► ŹRÓDŁO ŚWIATŁA LED **SPIN**

LED light source



WARRANTY E14 DIMMABLE




LD-C35FLS3-22	3,0 W	3,0 W = 18 W	G	● 2200 K	165 lm	5902801508486

► ŹRÓDŁO ŚWIATŁA LED **SPIN**

LED light source



WARRANTY E14 DIMMABLE



LD-G45FLS3-22	3,0 W	3,0 W = 18 W	G	● 2200 K	165 lm	5902801509117

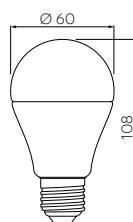
▶ ŹRÓDŁO ŚWIATŁA LED **A60**

LED light source



WARRANTY

E27



LD-PC2A60-6W	6,0 W	6,0 W = 43 W	F	3000 K	520 lm	5901867118745

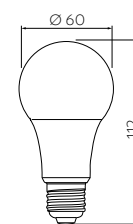
▶ ŹRÓDŁO ŚWIATŁA LED **A60**

LED light source



WARRANTY

E27



LD-PC2A60-8W	8,0 W	8,0 W = 55 W	F	3000 K	720 lm	5902801216305
LD-PN2A60-8W				4000 K		5902801216312

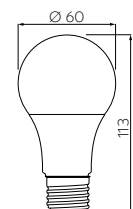
▶ ŹRÓDŁO ŚWIATŁA LED **A60**

LED light source



WARRANTY

E27



LD-PC3A60-10W	9,5 W	9,5 W = 66 W	F	3000 K	900 lm	5901867153302
LD-PN3A60-10W				4000 K		5902801000508
LD-PZ3A60-10W				6400 K		5902801269639

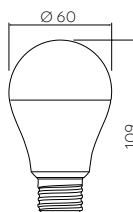
▶ ŹRÓDŁO ŚWIATŁA LED **A60**

LED light source



WARRANTY

E27



LD-PC2A60-12	11,5 W	11,5 W = 77 W	F	3000 K	1100 lm	5901867131621
LD-PN2A60-12				4000 K		5902801000539
LD-PZ2A60-12				6400 K		5902801269646

► ŹRÓDŁO ŚWIATŁA LED **A60**

LED light source



WARRANTY E27



LD-PC3A60-15W				● 3000 K		5901867124838
LD-PN3A60-15W	14,1 W	14,1 W = 94 W	F	● 4000 K	1400 lm	5902801000560
LD-PZ3A60-15W				● 6400 K		5902801341885

► ŹRÓDŁO ŚWIATŁA LED **A65**

LED light source



WARRANTY E27



LD-PC3A65-18W				● 3000 K		5902801233951
LD-PN3A65-18W	17,3 W	17,3 W = 112 W	F	● 4000 K	1750 lm	5902801234187
LD-PZ3A65-18W				● 6400 K		5902801340055

► ŹRÓDŁO ŚWIATŁA LED **A65**

LED light source



WARRANTY E27



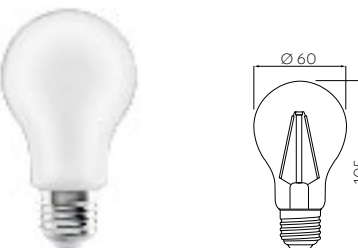
LD-PC4A65-20W				● 3000 K		5902801398667
LD-PN4A65-20W	20,0 W	20,0 W = 148 W	E	● 4000 K	2400 lm	5902801398681
LD-PZ4A65-20W				● 6500 K		5902801398414

► ŹRÓDŁO ŚWIATŁA LED **MILKY A60**

LED light source



WARRANTY E27 FILAMENT



LD-A60FLE8M-30				● 3000 K		5902801339332
LD-A60FLE8M-40	8,0 W	8,0 W = 60 W	F	● 4000 K	800 lm	5902801351006

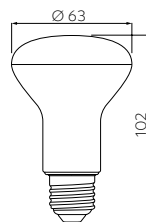
► ŹRÓDŁO ŚWIATŁA LED R63

LED light source



WARRANTY

E27



LD-R6380W-30		7,8 W	7,8 W = 54 W	F	3000 K	700 lm	5901867113436
LD-R6380W-40					4000 K		5902801215711

► ŹRÓDŁO ŚWIATŁA LED A60

LED light source

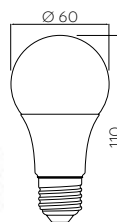
NEW



WARRANTY

E27

RGBW



LD-PC2A60RGBW-9W		9,0 W	9,0 W = 60 W	F	3000K + RGBW	830 lm	5902801473760
LD-PC2A60RGBW-NW-9W					4000K + RGBW		5902801613814

► ŹRÓDŁO ŚWIATŁA LED A60

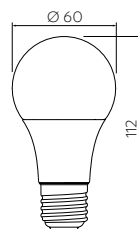
LED light source



WARRANTY

E27

DUSK SENSOR



LD-A60CZ3-10W		9,3 W	9,3 W = 61 W	F	3000 K	820 lm	5902801074257
LD-A60CZ4-10W					4000 K		5902801074233

► ŹRÓDŁO ŚWIATŁA LED A60

LED light source

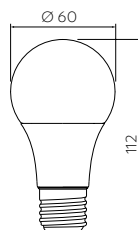


WARRANTY

E27

MOTION SENSOR

DUSK SENSOR



LD-A60CM3-10W		9,1 W	9,1 W = 61 W	F	3000 K	820 lm	5902801073342
LD-A60CM4-10W					4000 K		5902801073335

▶ ŹRÓDŁO ŚWIATŁA LED A60

LED light source



Model	Power (W)	Power (W = 68 W)	Color Temperature (K)	Beam Angle (°)	Lumen (lm)	Barcode
LD-SPCA60-10W	10,0 W	10,0 W = 68 W	3000 K	F	940 lm	5902801294877
LD-SPNA60-10W			4000 K			5902801294938
LD-SPCA60-12W	12,0 W	12,0 W = 83 W	3000 K	F	1200 lm	5902801414008
LD-SPNA60-12W			4000 K			5902801414091

▶ ŹRÓDŁO ŚWIATŁA LED A60

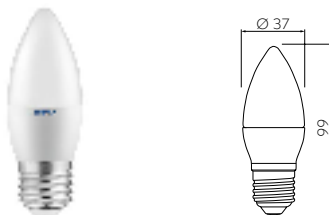
LED light source



Model	Power (W)	Power (W = 75 W)	Color Temperature (K)	Beam Angle (°)	Lumen (lm)	Barcode
LD-DC24A60-12	12,0 W	12,0 W = 75 W	3000 K	F	1260 lm	5902801270925
LD-DC24A60-12-NW			4000 K			5902801624049

▶ ŹRÓDŁO ŚWIATŁA LED C30

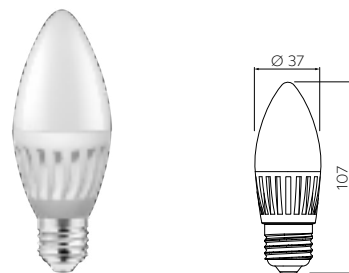
LED light source



Model	Power (W)	Power (W = 26 W)	Color Temperature (K)	Beam Angle (°)	Lumen (lm)	Barcode
LD-SMGC30C-30	3,0 W	3,0 W = 26 W	3000 K	F	260 lm	5902801417818
LD-SMNGC30C-30			4000 K			5902801416071
LD-SMZGC30C-30			6400 K			5902801423185
LD-SMGC30C-60	6,0 W	6,0 W = 43 W	3000 K	F	520 lm	5901867120175
LD-SMNGC30C-60			4000 K			5902801235061
LD-SMZGC30C-60			6400 K			5902801423734
LD-SMC37C-80	8,0 W	8,0 W = 55 W	3000 K	F	720 lm	5902801424366
LD-SMNC37C-80			4000 K			5902801424182
LD-SMZC37C-80			6400 K			5902801424335

▶ ŹRÓDŁO ŚWIATŁA LED C37

LED light source



Model	Power (W)	Power (W = 72 W)	Color Temperature (K)	Beam Angle (°)	Lumen (lm)	Barcode
LD-SMDC37C-10	10,0 W	10,0 W = 72 W	3000 K	F	1000 lm	5902801477140
LD-SMND37C-10			4000 K			5902801477164

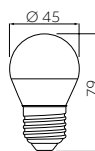
▶ ŹRÓDŁO ŚWIATŁA LED **B45**

LED light source



WARRANTY

E27



Model	Power (W)	Equivalent Power (W)	Beam Angle	Color Temperature (K)	Lumen (lm)	Barcode
LD-SMGB45C-30	3,0 W	3,0 W = 25 W	F	3000 K	255 lm	5902801423727
LD-SMNGB45C-30				4000 K		5902801423680
LD-SMZGB45C-30				6400 K		5902801423772
LD-SMGB45C-60	6,0 W	6,0 W = 43 W	F	3000 K	520 lm	5901867120519
LD-SMNGB45C-60				4000 K		5902801235030
LD-SMZGB45C-60				6400 K		5902801423895

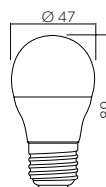
▶ ŹRÓDŁO ŚWIATŁA LED **B45**

LED light source



WARRANTY

E27



Model	Power (W)	Equivalent Power (W)	Beam Angle	Color Temperature (K)	Lumen (lm)	Barcode
LD-SMBD45-80	8,0 W	8,0 W = 55 W	F	3000 K	720 lm	5902801028403
LD-SMNBD45-80				4000 K		5902801298868
LD-SMZBD45-80				6400 K		5902801476921

▶ ŹRÓDŁO ŚWIATŁA LED **G45**

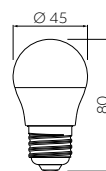
LED light source



WARRANTY

E27

DIMMABLE



Model	Power (W)	Equivalent Power (W)	Beam Angle	Color Temperature (K)	Lumen (lm)	Barcode
LD-SPCG45E27-7W	7,0 W	7,0 W = 54 W	F	3000 K	700 lm	5902801414213
LD-SPNG45E27-7W				4000 K		5902801413933

▶ ŹRÓDŁO ŚWIATŁA LED **CLEAR G45**

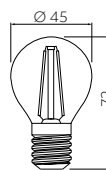
LED light source



WARRANTY

E27


FILAMENT



Model	Power (W)	Equivalent Power (W)	Beam Angle	Color Temperature (K)	Lumen (lm)	Barcode
LD-G45FLE2EM-30	2,0 W	2,0 W = 21 W	F	3000 K	200 lm	5902801339387
LD-G45FLE4E-30	4,0 W	4,0 W = 37 W			420 lm	5902801339240

► ŹRÓDŁO ŚWIATŁA LED **CLEAR G45**

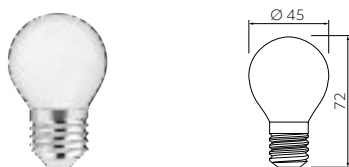
LED light source



LD-G45FLE6-30	5,8 W	5,8 W = 50 W	E	● 2700 K	640 lm	5902801497872
LD-G45FLE6-40				● 4000 K		5902801497940

► ŹRÓDŁO ŚWIATŁA LED **MILKY G45**

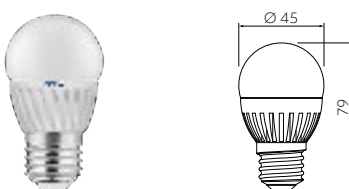
LED light source



LD-G45FLE2EM-40	2,0 W	2,0 W = 21 W	F	● 4000 K	200 lm	5902801358388
LD-G45FLE4EM-40	4,0 W	4,0 W = 37 W			420 lm	5902801359095

► ŹRÓDŁO ŚWIATŁA LED **G45**


LED light source



LD-SMBD45-10	10,0 W	10,0 W = 72 W	F	● 3000 K	1000 lm	5902801362330
LD-SMNBD45-10				● 4000 K		5902801361968

► ŹRÓDŁO ŚWIATŁA LED **CLEAR S14**

LED light source



LD-S14FLE05-30	0,5 W	0,5 W = 6 W	-	● 2700 K	50 lm	5902801498206
LD-S14FLE05-40				● 4000 K		5902801498077

▶ ŹRÓDŁO ŚWIATŁA LED **G45**

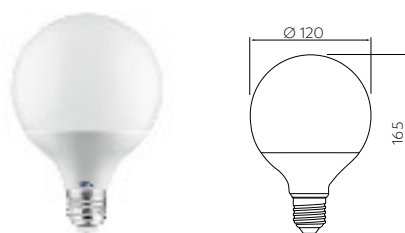
LED light source



LD-B45C01W-WH	1,0 W	1,0 W = 6 W	○ WHITE	50 lm	5902801496837
LD-B45C01W-RD		-	● RED	-	5902801497148
LD-B45C01W-GR		-	● GREEN	-	5902801497162
LD-B45C01W-BL		-	● BLUE	-	5902801497186
LD-B45C01W-YW		-	● YELLOW	-	5902801497209

▶ ŹRÓDŁO ŚWIATŁA LED **G120**


LED light source



LD-120G14W-32	14,0 W	14,0 W = 92 W	F	● 3000 K	1380 lm	5901867169242
LD-120G14W-40				● 4000 K		5902801299230
LD-120G18W-32	18,0 W	18,0 W = 116 W	F	● 3000 K	1820 lm	5901867169259
LD-120G18W-40				● 4000 K		5902801299278

▶ ŹRÓDŁO ŚWIATŁA LED


LED light source



LD-ALF100-27W	27,0 W	27,0 W = 172 W	F	● 4000 K	2900 lm	96	185	5902801374890
LD-ALF120-34W	34,0 W	-			3700 lm	115	207	5902801374883
LD-ALF140-80W	77,5 W	-	8900 lm		135	213	5902801448201	
LD-ALF150-100W	97,0 W	-	11500 lm		145	230	5902801407215	

▶ ŹRÓDŁO ŚWIATŁA LED

LED light source



LD-ALF140-43W	43,0 W	-	F	● 4000 K	4600 lm	149	245	5902801331510
---------------	--------	---	---	----------	---------	-----	-----	---------------

LAMPA ROBOCZA

LED light source



WARRANTY



LD-A60-NW-9W	9,0 W	9,0 W = 66 W	F	● 4000 K	806 lm	5902801613852

ŹRÓDŁO ŚWIATŁA LED CLEAR A60

LED light source



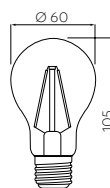
WARRANTY



E27



FILAMENT



LD-A60FLE8-30	8,0 W	8,0 W = 64 W	E	● 3000 K	880 lm	5902801328770
LD-A60FLE8-40				● 4000 K		5902801356407
LD-A60FLE11-30	11,0 W	11,0 W = 100 W	D	● 2700 K	1500 lm	5902801498039
LD-A60FLE11-40				● 4000 K		5902801498480

ŹRÓDŁO ŚWIATŁA LED CLEAR G95

LED light source



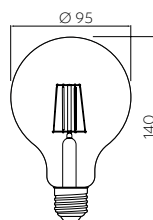
WARRANTY



E27



FILAMENT



LD-G95FLE8-30	8,0 W	8,0 W = 64 W	E	● 3000 K	880 lm	5902801328800
LD-G95FLE8-40				● 4000 K		5902801339394

ŹRÓDŁO ŚWIATŁA LED CLEAR G125

LED light source



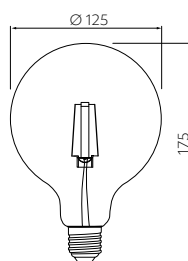
WARRANTY



E27



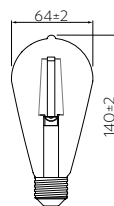
FILAMENT



LD-G125FLE8-30	8,0 W	8,0 W = 64 W	E	● 3000 K	880 lm	5902801338465
LD-G125FLE8-40				● 4000 K		5902801358333

▶ ŹRÓDŁO ŚWIATŁA LED **CLEAR ST64**

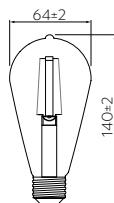
LED light source



LD-ST64FLE6-30	6,0 W	6,0 W = 48 W	F	● 3000 K	600 lm	5902801358395
LD-ST64FLE6-40				● 4000 K		5902801339431

▶ ŹRÓDŁO ŚWIATŁA LED **VINTAGE ST64**

LED light source



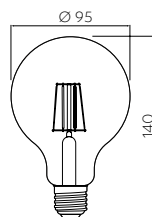
LD-ST64FVE4-30	4,0 W	4,0 W = 28 W	G	● 3000 K	300 lm	5902801339196

360°



▶ ŹRÓDŁO ŚWIATŁA LED **VINTAGE G95**

LED light source



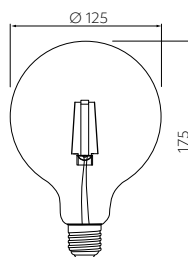
LD-G95FEV4-30	4,0 W	4,0 W = 28 W	G	● 3000 K	300 lm	5902801339295

360°



▶ ŹRÓDŁO ŚWIATŁA LED **VINTAGE G125**

LED light source



LD-G125FEV4-30	4,0 W	4,0 W = 28 W	G	● 3000 K	300 lm	5902801339288

360°



► ŹRÓDŁO ŚWIATŁA LED **SMOKED A60**


LED light source



LD-A60FP8-18	8,0 W	8,0 W = 35 W	-	● 1800 K	400 lm	5902801393419
LD-A60FPE8-30		8,0 W = 55 W	F	● 2700 K	720 lm	5902801358517

► ŹRÓDŁO ŚWIATŁA LED **SMOKED G95**

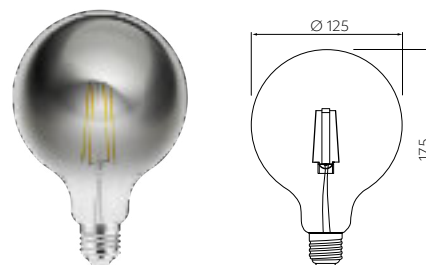
LED light source



LD-G95FP8-18	8,0 W	8,0 W = 39 W	-	● 1800 K	450 lm	5902801393358
LD-G95FPE8-30		8,0 W = 55 W	F	● 2700 K	720 lm	5902801328800

► ŹRÓDŁO ŚWIATŁA LED **SMOKED G125**

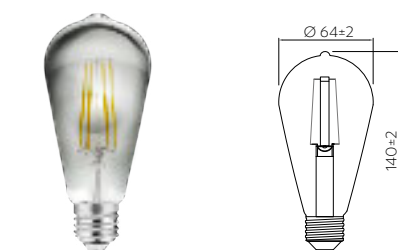
LED light source



LD-G125FP8-18	8,0 W	8,0 W = 39 W	-	● 1800 K	450 lm	5902801398100
LD-G125FPE8-30		8,0 W = 55 W	F	● 2700 K	720 lm	5902801359293

► ŹRÓDŁO ŚWIATŁA LED **SMOKED ST64**

LED light source



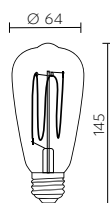
LD-ST64FP4-18	6,0 W	6,0 W = 28 W	-	● 1800 K	300 lm	5902801370526
LD-ST64FPE6-30		6,0 W = 42 W	F	● 2700 K	500 lm	5902801359255

▶ ŹRÓDŁO ŚWIATŁA LED **WAVE**

LED light source



WARRANTY E27 DIMMABLE




LD-ST64FLW6-22	6,0 W	6,0 W = 42 W	G	2200 K	500 lm	5902801508257

▶ ŹRÓDŁO ŚWIATŁA LED **SPIN**

LED light source



WARRANTY E27 DIMMABLE



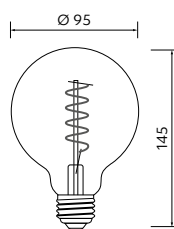
LD-A60FLS4-22	4,0 W	4,0 W = 26 W	G	2200 K	265 lm	5902801556302

▶ ŹRÓDŁO ŚWIATŁA LED **SPIN**

LED light source



WARRANTY E27 DIMMABLE



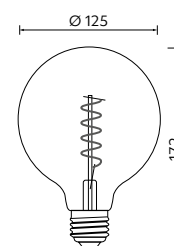
LD-G95FLS4-22	4,0 W	4,0 W = 26 W	G	2200 K	265 lm	5902801508158

▶ ŹRÓDŁO ŚWIATŁA LED **SPIN**

LED light source



WARRANTY E27 DIMMABLE



LD-G125FLS4-22	4,0 W	4,0 W = 26 W	G	2200 K	265 lm	5902801508134

► ŹRÓDŁO ŚWIATŁA LED **GRID**

LED light source



WARRANTY E27 DIMMABLE



LD-C125GRIDCZ3-18	3,5 W	3,8 W = 13 W	1800 K	120 lm	5902801546709
LD-C125FLGRIDZ3-18					5902801598357

► ŹRÓDŁO ŚWIATŁA LED **GRID**

LED light source



WARRANTY E27 DIMMABLE




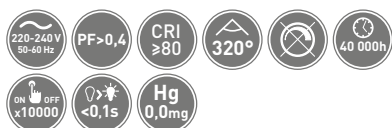
LD-C100GRIDCZ3-18	3,5 W	3,8 W = 13 W	1800 K	120 lm	5902801592461
LD-C100FLGRIDZ3-18					5902801556289

► ŹRÓDŁO ŚWIATŁA LED **SLIM**

LED light source



WARRANTY E27



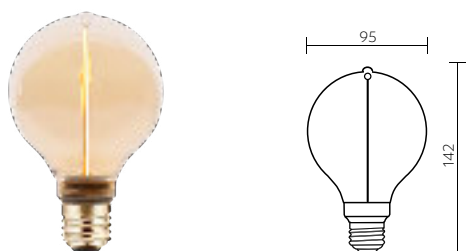
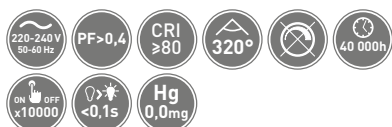
LD-G125FLSLIM2-18	2,0 W	2,0 W = 11 W	1800 K	100 lm	5902801546266

► ŹRÓDŁO ŚWIATŁA LED **SLIM**

LED light source



WARRANTY E27



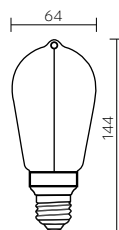
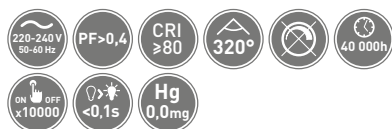
LD-G95FLSLIM2-18	2,0 W	2,0 W = 11 W	1800 K	100 lm	5902801544767

▶ ŹRÓDŁO ŚWIATŁA LED **SLIM**

LED light source



WARRANTY E27



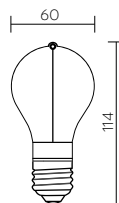
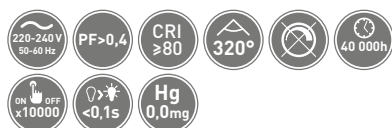
LD-ST64FLSLIM2-18	2,0 W	2,0 W = 11 W	1800 K	100 lm	5902801544736

▶ ŹRÓDŁO ŚWIATŁA LED **SLIM**

LED light source



WARRANTY E27



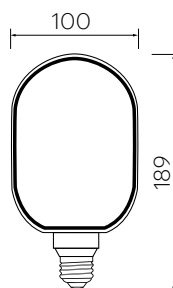
LD-A60FLSLIM2-18	2,0 W	2,0 W = 11 W	1800 K	100 lm	5902801545320

▶ ŹRÓDŁO ŚWIATŁA LED **GLOW**

LED light source



WARRANTY E27 DIMMABLE



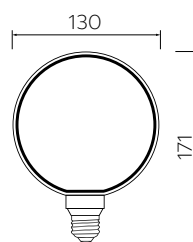
LD-O100GLOW-18	4,0 W	4,0 W = 20 W	1800 K	190 lm	5902801547430

▶ ŹRÓDŁO ŚWIATŁA LED **GLOW**

LED light source



WARRANTY E27 DIMMABLE




LD-G1300GLOW-18	4,0 W	4,0 W = 20 W	1800 K	190 lm	5902801548192

► ŹRÓDŁO ŚWIATŁA LED **GLOW**

LED light source



WARRANTY E27 DIMMABLE



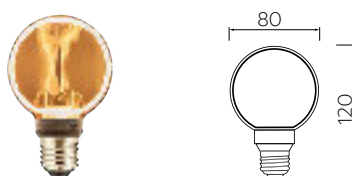
LD-G188GLOW-18	4,0 W	4,0 W = 20 W	1800 K	190 lm	5902801548246

► ŹRÓDŁO ŚWIATŁA LED **GLOW**

LED light source



WARRANTY E27 DIMMABLE



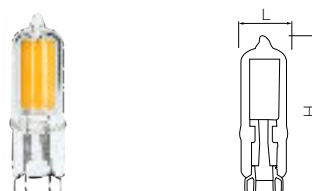
LD-G80GLOW-18	4,0 W	4,0 W = 20 W	1800 K	190 lm	5902801549687

► ŹRÓDŁO ŚWIATŁA LED

LED light source



WARRANTY G9



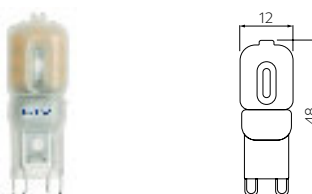
LD-G93WE25-30	2,5 W	2,5 W = 25 W	F	3000 K	250 lm	14 x 48	5902801339455
LD-G93WE25-40				4000 K			5902801339158
LD-G935W04-30	3,5 W	3,5 W = 32 W	F	3000 K	350 lm	13,4 x 60	5902801359231
LD-G935W04-40				4000 K			5902801351457

► ŹRÓDŁO ŚWIATŁA LED

LED light source



WARRANTY G9 DIMMABLE



LD-G93W25-32	2,5 W	2,5 W = 22 W	F	3000 K	220 lm	5902801328336
LD-G93W25-45				4000 K		5902801328640

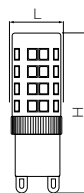
► ŹRÓDŁO ŚWIATŁA LED

LED light source



WARRANTY

G9



	W	W	Ei	Light	Beam	LxH	Barcode
LD-G9PE35W-30	3,5 W	3,5 W = 32 W	F	● 3000 K	350 lm	15 x 50	5902801328312
LD-G9PE35W-40				● 4000 K			5902801328695
LD-G9P5WE0-30	5,0 W	5,0 W = 35 W	G	● 3000 K	400 lm	15 x 54,5	5902801328879
LD-G9P5WE0-40				● 4000 K			5902801338496

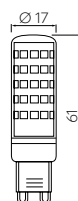
► ŹRÓDŁO ŚWIATŁA LED

LED light source



WARRANTY

G9



360°



	W	W	Ei	Light	Beam	Barcode
LD-G9P67W0-30	6,5 W	6,5 W = 48 W	F	● 3000 K	600 lm	5902801339141
LD-G9P67W0-40				● 4000 K		5902801338540

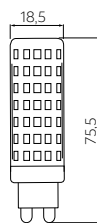
► ŹRÓDŁO ŚWIATŁA LED

LED light source



WARRANTY

G9



	W	W	Ei	Light	Beam	Barcode
LD-G9P95W0-30	9,5 W	9,5 W = 66 W	F	● 3000 K	900 lm	5902801351617
LD-G9P95W0-40				● 4000 K		5902801351464

GU10

► ŹRÓDŁO ŚWIATŁA LED

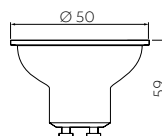
LED light source



WARRANTY

GU10

DIMMABLE



	W	W	Ei	Light	Beam	Barcode
LD-SPCGU10-7W	7,0 W	7,0 W = 48 W	F	● 3000 K	600 lm	5902801295010
LD-SPNGU10-7W				● 4000 K		5902801295010

▶ ŹRÓDŁO ŚWIATŁA LED
LED light source



Model	Power (W)	Power (W = lm)	Beam Angle	Color Temperature (K)	Lumen (lm)	PF	Barcode
LD-PC5010-30	4,9 W	4,9 W = 37 W	F	3000 K	420 lm	PF>0,4	5902801496714
4000 K				5902801496738			
6400 K				5902801496752			
LD-PC7010-30	7,0 W	7,0 W = 48 W	F	3000 K	600 lm	PF>0,5	5902801496776
4000 K				5902801496790			
6400 K				5902801496813			

▶ ŹRÓDŁO ŚWIATŁA LED
LED light source



Model	Power (W)	Power (W = lm)	Beam Angle	Color Temperature (K)	Lumen (lm)	Barcode
LD-PC6010-30	5,6 W	5,6 W = 36 W	F	3000 K	410 lm	5901867155436
4000 K				5901867198785		
6400 K				5901867197139		
LD-PC7510-30	7,0 W	7,0 W = 45 W	F	3000 K	550 lm	5901867155405
4000 K				5901867198792		
6400 K				5901867197160		

▶ ŹRÓDŁO ŚWIATŁA LED
LED light source



Model	Power (W)	Power (W = lm)	Beam Angle	Color Temperature (K)	Lumen (lm)	Barcode
LD-NGU10P-1W	1,0 W	1,0 W = 12 W	E	3000 K	110 lm	5902801407253
4000 K				5901867194954		
6400 K				5902801407079		
LD-NGU10PZ-1W	2,5 W	2,5 W = 24 W	F	3000 K	240 lm	5901867131591
4000 K				5902801299070		
6400 K				5902801407291		
LD-NGU10P-3W	3,5 W	3,5 W = 32 W	F	3000 K	350 lm	5908231395702
4000 K				5902801299001		
6400 K				5902801407420		

▶ ŹRÓDŁO ŚWIATŁA LED
LED light source



Model	Power (W)	Power (W = lm)	Beam Angle	Color Temperature (K)	Lumen (lm)	Barcode
LD-SM1210-10	9,1 W	9,1 W = 63 W	F	3000 K	850 lm	5901867189967
4000 K				5902801299513		
6400 K				5902801342790		

▶ ŹRÓDŁO ŚWIATŁA LED
LED light source



Model	Power	Power	Beam Angle	Color Temperature	Light Output	Barcode
LD-SZ5010-30	5,0 W	5,0 W = 35 W	F	3000 K	400 lm	5901867196798
LD-SZ5010-40				4000 K		5902801000690
LD-SZ5010-64				6400 K		5901867196804

▶ ŹRÓDŁO ŚWIATŁA LED
LED light source



Model	Power	Power	Beam Angle	Color Temperature	Light Output	Beam Angle	Barcode
LD-SZ30W10-30	3,0	3,0 W = 26 W	F	3000 K	270 lm	>0,4	5902801360817
LD-SZ30W10-40				4000 K	270 lm	>0,4	5902801360848
LD-SZ30W10-64				6400 K	270 lm	>0,4	5902801360855
LD-SZ50W10-30	5,0	5,0 W = 39 W	F	3000 K	460 lm	>0,4	5902801361005
LD-SZ50W10-40				4000 K	460 lm	>0,4	5902801361142
LD-SZ50W10-64				6400 K	460 lm	>0,4	5902801360992
LD-SZ70W10-30	6,7	6,7 W = 52 W	F	3000 K	670 lm	>0,5	5902801361180
LD-SZ70W10-40				4000 K	670 lm	>0,5	5902801361531
LD-SZ70W10-64				6400 K	670 lm	>0,5	5902801361043

▶ ŹRÓDŁO ŚWIATŁA LED **ES111**
LED light source



Model	Power	Power	Beam Angle	Color Temperature	Light Output	Barcode
LD-ES111NW13W40-00	12,5 W	12,5 W = 77 W	F	3000 K	1100 lm	5902801343780
LD-ES111NW13W40-10		12,5 W = 85 W	E	4000 K	1250 lm	5902801343797
LD-ES111W13W40-00		12,5 W = 77 W	F	3000 K	1100 lm	5902801343551
LD-ES111NW13W40-00		12,5 W = 85 W	E	4000 K	1250 lm	5902801343001
LD-ES111W13W40-15		12,5 W = 77 W	F	3000 K	1100 lm	5902801347238
LD-ES111NW13W40-15		12,5 W = 85 W	E	4000 K	1250 lm	5902801347177

▶ ŹRÓDŁO ŚWIATŁA LED **ES111**
LED light source



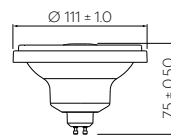
Model	Power	Power	Beam Angle	Color Temperature	Light Output	Barcode
LD-ES111W13W120-10	12,5 W	12,5 W = 77 W	F	3000 K	1100 lm	5902801347467
LD-ES111NW13W120-10		12,5 W = 85 W	E	4000 K	1250 lm	5902801347160
LD-ES111W13W120-00		12,5 W = 77 W	F	3000 K	1100 lm	5902801347559
LD-ES111NW13W120-00		12,5 W = 85 W	E	4000 K	1250 lm	5902801347672
LD-ES111W13W120-15		12,5 W = 77 W	F	3000 K	1100 lm	5902801347658
LD-ES111NW13W120-15		12,5 W = 85 W	E	4000 K	1250 lm	5902801347757

► ŹRÓDŁO ŚWIATŁA LED **ES111**

LED light source



WARRANTY GU10



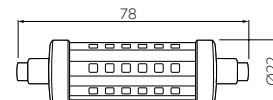
LD-ES111WW11W25AG-01	11,0 W	11,0 W = 63 W	F	● 3000 K	850 lm	5902801343711
LD-ES111NW11W25AG-01		11,0 W = 66 W		● 4000 K	900 lm	5902801347498

► ŹRÓDŁO ŚWIATŁA LED **J78**

LED light source



WARRANTY R7s



360°



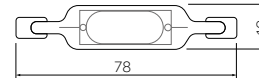
LD-J7806WE-40	5,0 W	5,0 W = 42 W	F	● 4000 K	500 lm	5902801339066

► ŹRÓDŁO ŚWIATŁA LED **J78**

LED light source



WARRANTY R7s



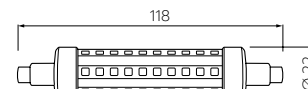
LD-J7805WCE-40	5,0 W	5,0 W = 42 W	F	● 4000 K	500 lm	5902801359316

► ŹRÓDŁO ŚWIATŁA LED **J118**

LED light source



WARRANTY R7s



LD-J11810WE-40	9,0 W	9,0 W = 66 W	F	● 4000 K	900 lm	5902801339059

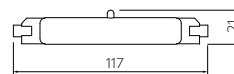
▶ ŹRÓDŁO ŚWIATŁA LED **J118**

LED light source



WARRANTY

R7s



LD-J11809WCE-40	9,0 W	9,0 W = 66 W	F	● 4000 K	900 lm	5902801351426

G53

▶ ŹRÓDŁO ŚWIATŁA LED **AR111**

LED light source



WARRANTY

G53



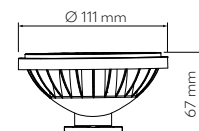
LD-AR111NW13W40-00



LD-AR111NW13W40-10



LD-AR111NW13W40-15



LD-AR111WW13W40-10	12,5 W	12,5 W = 77 W	F	● 3000 K	1100 lm	5902801343599
LD-AR111NW13W40-10		12,5 W = 85 W		● 4000 K	1250 lm	5902801343667
LD-AR111WW13W40-00		12,5 W = 77 W		● 3000 K	1100 lm	5902801347511
LD-AR111NW13W40-00		12,5 W = 85 W		● 4000 K	1250 lm	5902801343759
LD-AR111WW13W40-15		12,5 W = 77 W		● 3000 K	1100 lm	5902801409028
LD-AR111NW13W40-15		12,5 W = 85 W		● 4000 K	1250 lm	5902801408168

▶ ŹRÓDŁO ŚWIATŁA LED **AR111**

LED light source



WARRANTY

G53



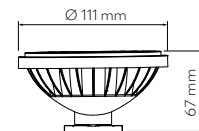
LD-AR111NW13W120-00



LD-AR111NW13W120-10



LD-AR111WW13W120-15



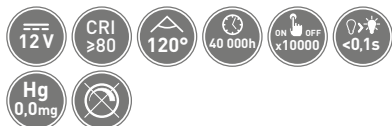
LD-AR111WW13W120-10	12,5 W	12,5 W = 77 W	F	● 3000 K	1100 lm	5902801347818
LD-AR111NW13W120-10		12,5 W = 85 W		● 4000 K	1250 lm	5902801347955
LD-AR111WW13W120-00		12,5 W = 77 W		● 3000 K	1100 lm	5902801347986
LD-AR111NW13W120-00		12,5 W = 85 W		● 4000 K	1250 lm	5902801348310
LD-AR111WW13W120-15		12,5 W = 77 W		● 3000 K	1100 lm	5902801408144
LD-AR111NW13W120-15		12,5 W = 85 W		● 4000 K	1250 lm	5902801347757

► ŹRÓDŁO ŚWIATŁA LED

LED light source



WARRANTY MR16




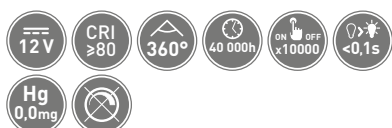
Model	Power (W)	Power (W = lm)	Base	Color Temperature (K)	Beam Angle (°)	Light Output (lm)	Barcode
LD-SM1016-30	1,0 W	1,0 W = 11 W	F	3000 K	100	100	5902801403972
LD-SM1016-40				4000 K			5902801404030
LD-SM1016-64				6400 K			5902801404047
LD-SM4016-30	4,0 W	4,0 W = 30 W	G	3000 K	320	320	5901867190079
LD-SM4016-40				4000 K			5902801309328
LD-SM4016-64				6400 K			5901867190109
LD-SM6016-30	6,0 W	6,0 W = 44 W	G	3000 K	540	540	5901867190048
LD-SM6016-40				4000 K			5902801338281
LD-SM6016-64				6400 K			5902801339738

► ŹRÓDŁO ŚWIATŁA LED

LED light source



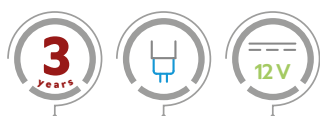
WARRANTY G4



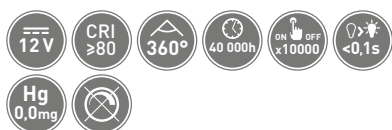
Model	Power (W)	Power (W = lm)	Base	Color Temperature (K)	Beam Angle (°)	Light Output (lm)	Barcode
LD-G4SI115-32	1,1 W	1,1 W = 11 W	G	3000 K	100	100	5902801328657
LD-G4SI115-45				4000 K			5902801328329

► ŹRÓDŁO ŚWIATŁA LED

LED light source



WARRANTY G4



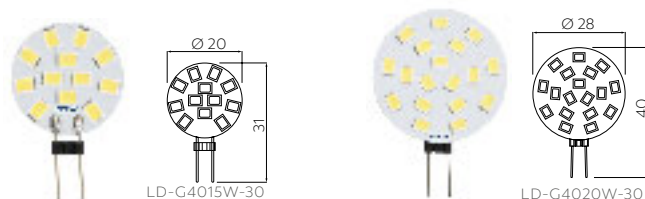
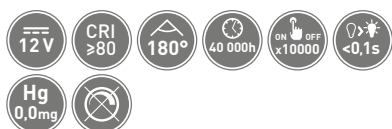
Model	Power (W)	Power (W = lm)	Base	Color Temperature (K)	Beam Angle (°)	Light Output (lm)	Barcode
LD-G4P30W-30	3,0 W	3,0 W = 26 W	G	3000 K	260	260	5902801338533
LD-G4P30W-40				4000 K			5902801338519

► ŹRÓDŁO ŚWIATŁA LED

LED light source



WARRANTY G4



Model	Power (W)	Power (W = lm)	Base	Color Temperature (K)	Beam Angle (°)	Light Output (lm)	Barcode
LD-G4018W-30	1,8 W	1,8 W = 16 W	G	3000 K	150	150	5902801339042
LD-G4025W-30	2,5 W	2,5 W = 25 W	F		250	250	5902801338908

ŹRÓDŁA ŚWIATŁA

wysokowydajne świetlówki LED T8
highly efficient LED light sources T8





WARRANTY



160 lm/w

wysoka efektywność
światlna


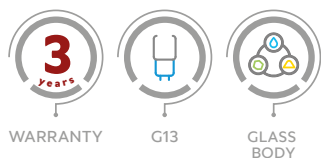
high luminous
efficiency



materiał szkło -
heat protect

▶ ŹRÓDŁO ŚWIATŁA LED T8

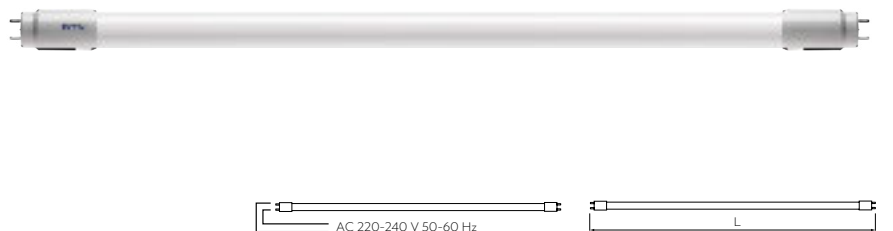
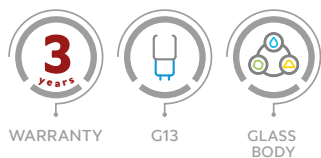
LED light source



Model	Power (W)	Color Temp (K)	Beam Angle (lm)	Length (mm)	Barcode
SW-NSZT810W-60N	9,1 W	4000 K	1000 lm	600 mm	5902801366369
SW-ZSZT810W-60N	9,1 W	6400 K	1000 lm		5902801367250
SW-NSZT818W-120N	18,0 W	4000 K	1900 lm	1200 mm	5902801367212
SW-ZSZT818W-120N	18,0 W	6400 K	1900 lm		5902801367281
SW-NSZT822W-150N	22,0 W	4000 K	2400 lm	1500 mm	5902801367229
SW-ZSZT822W-150N	22,0 W	6400 K	2400 lm		5902801367304

▶ ŹRÓDŁO ŚWIATŁA LED T8

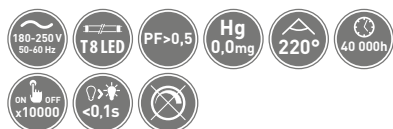
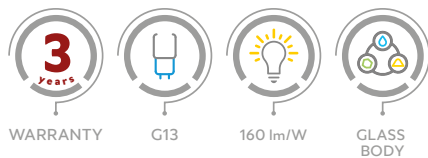
LED light source



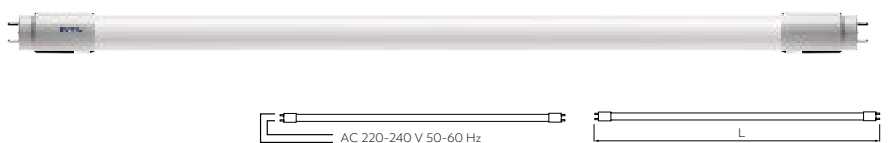
Model	Power (W)	Color Temp (K)	Beam Angle (lm)	Length (mm)	Barcode
SW-HLSZT809W-60	9,0 W	4000 K	1050 lm	600 mm	5902801241444
SW-HLSZT818W-120	18,0 W		2150 lm	1200 mm	5902801241451
SW-HLSZT824W-150	24,0 W		2850 lm	1500 mm	5902801241871

▶ ŹRÓDŁO ŚWIATŁA LED T8

LED light source



NEW



Model	Power (W)	Color Temp (K)	Beam Angle (lm)	Length (mm)	Barcode
SW-SHLSZT809W-60	9,0 W	4000 K	1440 lm	600 mm	5902801462511
SW-SHLSZT809W-CW-60		6400 K			5902801634901
SW-SHLSZT818W-120	18,0 W	4000 K	2880 lm	1200 mm	5902801470400
SW-SHLSZT818W-CW-120		6400 K			5902801613531
SW-SHLSZT822W-150	22,0 W	4000 K	3520 lm	1500 mm	5902801470363
SW-SHLSZT822W-CW-150		6400 K			5902801613593



Źródło światła LED T8
LED light source T8

OŚWIETLENIE PRZEMYSŁOWE

INDUSTRIAL LIGHTING

— NAŚWIETLACZE FLOODLIGHTS	66
— HIGH-BAY HIGH-BAY	72
— HERMETYCZNE T8 LED HERMETIC T8 LED	73
— HERMETYCZNE ZINTEGROWANE LED HERMETIC INTEGRATED LED	74
— LINIOWE ZINTEGROWANE LED LINEAR INTEGRATED LED	79
— LINIOWE T8 LED LINEAR T8 LED	82
— KANAŁOWE BULKHEAD	84
— EWAKUACYJNE I AWARYJNE EVACUATION AND EMERGENCY	88
— ULICZNO-PARKOWE STREETS AND PARKS	92



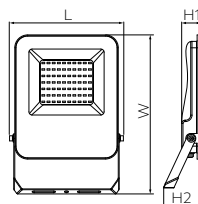


▶ NAŚWIETLACZ LED **ALTON**

LED floodlight



WARRANTY PROTECTION



	L	W	H1	H2
LD-ALTON20W-40	120	160	30	49
LD-ALTON30W-40	160	225	30	58
LD-ALTON50W-40	180	250	30	58
LD-ALTON100W-40	228	295	30	58

*mm

LD-ALTON20W-40	20 W	● 4000 K	2000 lm	aluminium + szkło, aluminium + glass	czarny, black	350 g	5902801404177
LD-ALTON30W-40	30 W		3000 lm				
LD-ALTON50W-40	50 W		5000 lm				
LD-ALTON100W-40	100 W		10000 lm				

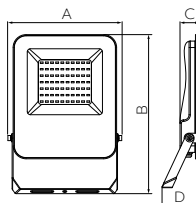
▶ NAŚWIETLACZ LED **ALTON PRO**

LED floodlight

NEW



WARRANTY PROTECTION 160 lm/W



	A	B	C	D
LD-ALTONPRO30W-40	160	225	30	58
LD-ALTONPRO50W-40	180	250	30	58
LD-ALTONPRO100W-40	228	295	30	58
LD-ALTONPRO150W-40	288	370	30	58
LD-ALTONPRO200W-40	330	453	30	61

*mm

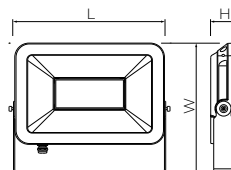
LD-ALTONPRO30W-40	30 W	● 4000 K	4800 lm	aluminium + szkło, aluminium + glass	czarny, black	350 g	5902801625107
LD-ALTONPRO50W-40	50 W		8000 lm				
LD-ALTONPRO100W-40	100 W		16000 lm				
LD-ALTONPRO150W-40	150 W		24000 lm				
LD-ALTONPRO200W-40	200 W		32000 lm				

▶ NAŚWIETLACZ LED **VIPER**

LED floodlight



WARRANTY PROTECTION



	L	W	H
LD-VIPERS30W-40	198	191	34
LD-VIPERS50W-40	229	214	35
LD-VIPERS100W-40	306	268	58
LD-VIPERS150W-40	367	315	72

*mm

LD-VIPERS30W-40	30 W	● 4000 K	2700 lm	aluminium + szkło, aluminium + glass	czarny, black	860 g	5902801266195
LD-VIPERS50W-40	50 W		4500 lm				
LD-VIPERS100W-40	100 W		10000 lm				
LD-VIPERS150W-40	150 W		15000 lm				

NEW

▶ NAŚWIETLACZ LED **VIPER II**

LED floodlight



	A	B	C	D	E
LD-VIPER50W-40	94	33	114	69	8,5
LD-VIPER100W-40	102	41	125	86	12
LD-VIPER200W-40	144	57	166	106	11
LD-VIPER180W-CCT*	164	80	186	126	11

*mm



Model	Power / Lumen	Color Temp	Material	Beam Angle	Barcode
LD-VIPER50W-40	50 W = 8000 lm 40 W = 6400 lm 25 W = 4000 lm	● 4000 K	aluminium + szkło, aluminium + glass	90°	5902801699924
LD-VIPER100W-40	100 W = 16 000 lm 80 W = 12 800 lm 50 W = 8000 lm				5902801699986
LD-VIPER200W-40	200 W = 32 000 lm 160 W = 25 600 lm 100 W = 16 000 lm				5902801636837
LD-VIPER180W-CCT*	180 W = 28 800 lm 150 W = 24 000 lm 120 W = 19 200 lm	CCT		Asymetrical beam angle: 60°*135°	5902801627644

▶ NAŚWIETLACZ LED **DOVER**

LED floodlight



	A	B	C	D	E
LD-DOVER10W-CCT	94	33	114	69	8,5
LD-DOVER20W-CCT	102	41	125	86	12
LD-DOVER30W-CCT	144	57	166	106	11
LD-DOVER50W-CCT	164	80	186	126	11
LD-DOVER100W-CCT	212	108	236	159	12
LD-DOVER150W-CCT	258	133	286	196	14
LD-DOVER200W-CCT	336	172	366	236	12

*mm



Model	Power	Color Temp	Material	Beam Angle	Barcode
LD-DOVER10W-CCT	10 W	CCT	aluminium + szkło, aluminium + glass	czarny, black	5902801636936
LD-DOVER20W-CCT	20 W				5902801636967
LD-DOVER30W-CCT	30 W				5902801636981
LD-DOVER50W-CCT	50 W				5902801637001
LD-DOVER100W-CCT	100 W				5902801637032
LD-DOVER150W-CCT	150 W				5902801637056
LD-DOVER200W-CCT	200 W				5902801637087

▶ NAŚWIETLACZ LED Z CZUJNIKIEM RUCHU **DOVER**

LED floodlight with motion sensor



Model	Power	Color Temp	Material	Beam Angle	Barcode
LD-DOVER20W-PIR-CCT	10 W	CCT	aluminium + szkło, aluminium + glass	czarny, black	5902801658464
LD-DOVER30W-PIR-CCT	20 W				5902801658495
LD-DOVER50W-PIR-CCT	30 W				5902801658525

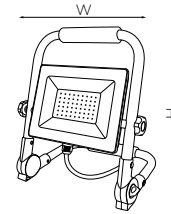
NEW

▶ NAŚWIETLACZ LED **NELI**

LED floodlight



WARRANTY PROTECTION



	W	H
LD-NELI30WP-64	205	210
LD-NELI50WP-64	230	210

*mm

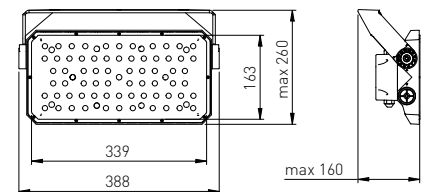

	W	Color	Light Output	Material	Color	Weight	Barcode
LD-NELI30WP-64	30 W	6400 K	2700 lm	aluminium + szkło	czarny, black	670 g	5902801467431
LD-NELI50WP-64	50 W		4500 lm	aluminium + szkło	czarny, black	780 g	5902801467479

▶ NAŚWIETLACZ LED **STERN**

LED floodlight



WARRANTY PROTECTION 150 lm/W



	W	Color	Light Output	Barcode
1 LD-STERN200W	200 W	4000 K	30000 lm	5902801608438
2 LK-STERN-BR	-	-	-	5902801608452
3 LK-STERN-CONN	-	-	-	5902801608476




Naświetlacz LED STERN
LED floodlight




ATLANTA

oprawa highbay
high-bay LED fixture



wysoka efektywność świetlna
na poziomie 150 lm/W
high luminous efficiency




możliwość zmiany barwy światła
i mocy oprawy
ability to change the light color
and power of the fixture



dostępne
dodatkowe akcesoria
additional
accessories available

OPRAWA LED **ATLANTA**

LED fitting



NEW

	H	Ø
LD-ATL150W-ADJ-CCT	160	280
LD-ATL200W-ADJ-CCT	160	320

1	LD-ATL150W-ADJ-CCT	150 W = 22 500 lm 120 W = 18 000 lm 90 W = 13 500 lm	aluminium	czarny, aluminium	1800 g	5902801467851	
2	LD-ATL200W-ADJ-CCT	200 W = 30 000 lm 170 W = 25 500 lm 140 W = 21 000 lm	aluminium	czarny, aluminium	2400 g	5902801467998	
3	CR-HIGHBAY-PIR					5902801615856	
4	CR-HIGHBAY-MIC					5902801600005	
5	LK-HIGHBAY-REM					5902801600029	
6	LK-GRID-ATL-150W					5902801600098	
7	LK-GRID-ATL-200W					5902801625084	
8	LK-HIGHBAY-CHAIN					5902801600043	



OPRAWA LED **KANSAS II**

LED fitting



NEW

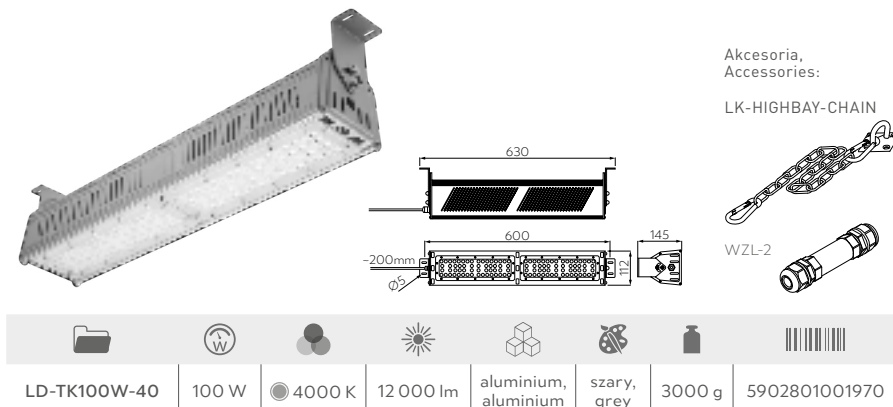

	Ø	A	B	C
LD-KAN150W-ADJ-40	280	115.9	47.1	25.7
LD-KAN200W-ADJ-40	320	117.5	48.7	26.3

1	LD-KAN150W-ADJ-40	50 W = 8 000lm 120 W = 19 200lm 90 W = 14 400 lm	4000 K	aluminium, PC	5902801675485
2	LD-KAN200W-ADJ-40	200 W = 32 000 lm 160 W = 25 600 lm 120 W = 19 200lm		aluminium, PC	5902801675911
3	LK-BRACKET	-	-		5902801675959



HIGH-BAY LED **TEKSAS**

High-bay LED fixture



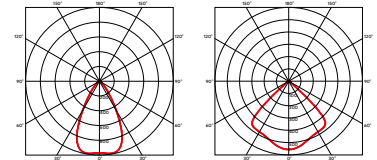
Aksesoria,
Accessories:
LK-HIGHBAY-CHAIN

WZL-2

LD-TK100W-40	100 W	4000 K	12 000 lm	aluminium, aluminium	szary, grey	3000 g	5902801001970

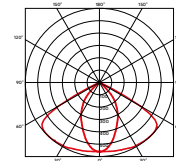


► **SOCZEWKI WYMIENNE TEKSAS**
Replaceable lenses

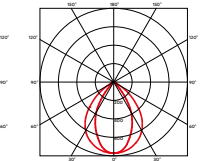


SO-TK060DE-00

SO-TK090DE-00



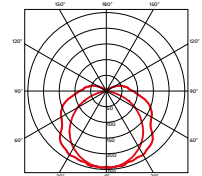
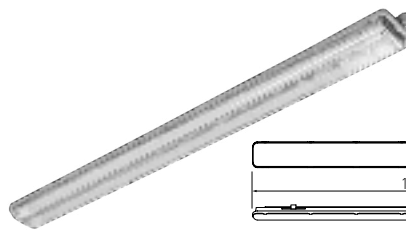
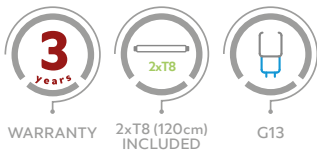
SO-TK612DE-00



SO-TK069DE-00

SO-TK060DE-00	60° x 60°	5902801008979
SO-TK090DE-00	90° x 90°	5902801008986
SO-TK612DE-00	60° x 120°	5902801008962
SO-TK069DE-00	60° x 90°	5902801024931

► **OPRAWA HERMETYCZNA DO ŹRÓDEŁ ŚWIATŁA LED T8**
Fixture for LED light sources, T8



LD-HR2X18W12-30	4000 K	2 x 1800 lm	szary, grey,	ABS + PS	1300 g	5902801233913

► **OPRAWA HERMETYCZNA DO ŹRÓDEŁ ŚWIATŁA LED T8 HAGEN**
Fixture for LED light sources, T8



	L	W	H
LD-HAG136-30	1288	72	68
LD-HAG158-30	1598	72	68
LD-HAG218-30	684	114	68
LD-HAG236-30	1288	114	68
LD-HAG258-30	1598	114	68

*mm

LD-HAG136-30	PC / PC	biała, white,	520 g	5901867194060
LD-HAG158-30			900 g	5902801009877
LD-HAG218-30			1000 g	5901867194053
LD-HAG236-30			900 g	5901867154606
LD-HAG258-30			1000 g	5901867166395

► **OPRAWA HERMETYCZNA DO ŹRÓDEŁ ŚWIATŁA LED T8 HELIOS BIS**
Fixture for LED light sources, T8



	L	W	H
LD-HEL136B-30	1260	68	86
LD-HEL218B-30	662	114	85
LD-HEL236B-30	1260	114	86
LD-HEL258B-30	1562	125	95

*mm

LD-HEL136B-30	ABS + PS	szary, grey	1500 g	5901867163325
LD-HEL218B-30			1500 g	5901867163301
LD-HEL236B-30			1800 g	5901867163349
LD-HEL258B-30			2500 g	5901867163363

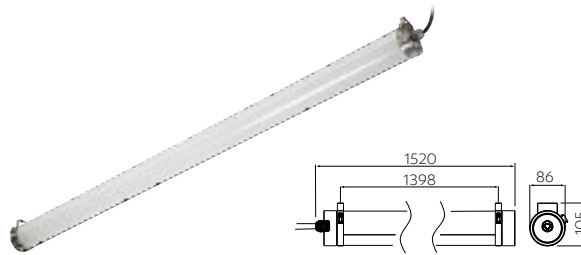
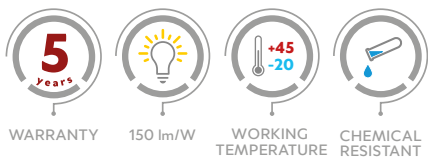
▶ ZAPINKA METALOWA DO OPRAW HAGEN / HELIOS BIS, BOCZNA
Metal clamp for HAGEN / HELIOS BIS fixtures, side



LD-HAG236KL-ME	metal, metal,	5901867189264
LD-HEL236BU-ME		5901867195548
LD-HEL258BU-ME		5902801026737

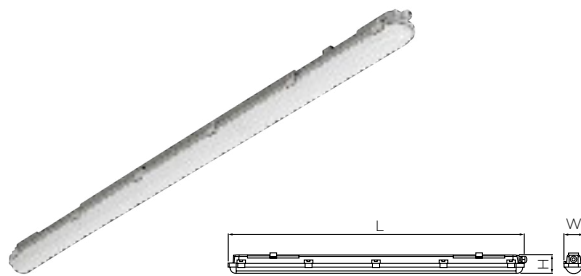
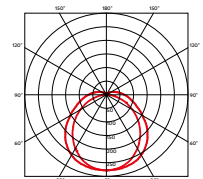
	LD-HAG136-30	LD-HAG158-30	LD-HAG218-30	LD-HAG236-30	LD-HAG258-30	LD-HEL136B-30	LD-HEL218B-30	LD-HEL236B-30	LD-HEL258B-30
LD-HAG236KL-ME	12	14	8	12	14	-	-	-	-
LD-HEL236BU-ME	-	-	-	-	-	10	6	10	-
LD-HEL258BU-ME	-	-	-	-	-	-	-	-	12

▶ OPRAWA LED HERMETYCZNA **FARM**
Hermetic LED fixture



LD-FAR150-50W-40	50 W	4000 K	7500 lm	PMMA	biały/ white	480 g	5902801475672
------------------	------	--------	---------	------	--------------	-------	---------------

▶ OPRAWA LED HERMETYCZNA **REXION**
Hermetic LED fixture



	L	W	H
LD-REX20W-NW	665	76	72
LD-REX40W-NW	1165	76	72
LD-REX60W-NW	1465	76	72

*mm

	W	LN					
LD-REX20W-NW	20 W	max 20	2800 lm	PC/PC	biały, white	750 g	5902801429613
LD-REX40W-NW	40 W	max 10	5600 lm			1350 g	5902801429644
LD-REX60W-NW	60 W	max 7	8400 lm			1650 g	5902801443206




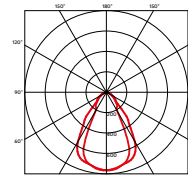
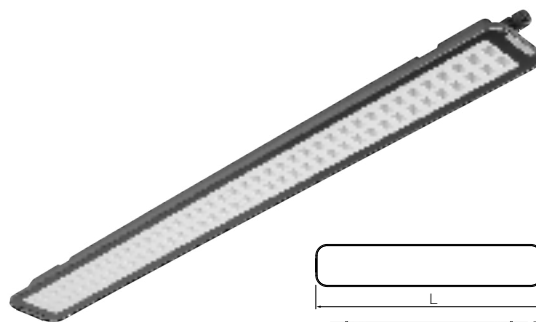
Oprawa LED hermetyczna **LUNAR**
Hermetic LED fixture

OPRAWA LED HERMETYCZNA **LUNAR**

Hermetic LED fixture

WARRANTY
 PROTECTION
 POLICARBON TEMPERED GLASS
 THROUGH-LINE MAX LN

220-240 V 50-60 Hz
 IK09
 PF>0,9
 ON x10000 OFF x10000
 -25°C to -35°C
 CRI ≥80
 60°
 60 000h



	L	W	H
LD-LUNAR60-40	620	118	53
LD-LUNAR120-80	1160	118	53

*mm

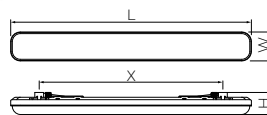
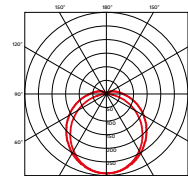
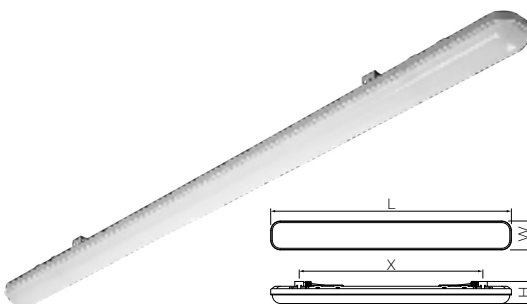
	W	LN	Color	Light	Material	Color	Weight	Barcode
LD-LUNAR60-40	40 W	max 20	4000 K	4000 lm	PC GLASS	szary, grey	1400 g	5902801297571
LD-LUNAR120-80	80 W	max 10	4000 K	8000 lm	PC GLASS	szary, grey	2400 g	5902801297625

OPRAWA LED HERMETYCZNA **XARO**

Hermetic LED fixture

WARRANTY
 120 lm/W
 THROUGH-LINE MAX LN

220-240 V 50-60 Hz
 IP65
 IK10
 PF>0,9
 ON x10000 OFF x10000
 -20°C to 35°C
 CRI ≥80
 120°
 50 000h



	L	W	H	X
LD-XARO18W-30	600	70	60	435-480
LD-XARO36W-30	1200	70	83	700-780
LD-XARO48W-30	1500	80	83	990-1050

*mm

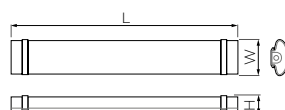
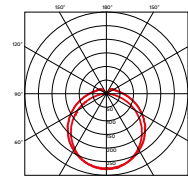
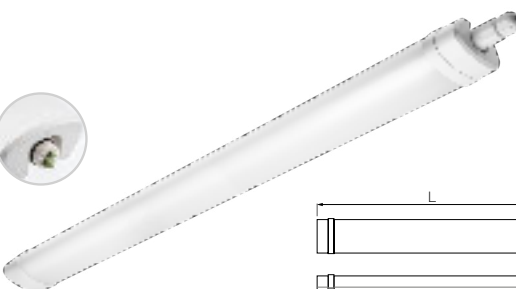
	W	LN	Color	Light	Material	Color	Weight	Barcode
LD-XARO18W-30	18 W	max 16		2200 lm	PC	biały, white	1000 g	5902801234019
LD-XARO36W-30	36 W	max 12	4000 K	4400 lm	PC	biały, white	1300 g	5902801233906
LD-XARO48W-30	48 W	max 8	4000 K	5800 lm	PC	biały, white	1800 g	5902801234248

OPRAWA LED HERMETYCZNA **OMNIA BIS**

Hermetic LED fixture

WARRANTY
 FAST AND EASY CONNECTION

220-240 V 50-60 Hz
 IP65
 IK08
 PF>0,9
 ON x10000 OFF x10000
 -5°C to 25°C
 CRI ≥80
 180°
 40 000h



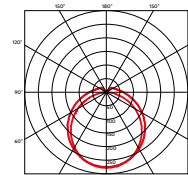
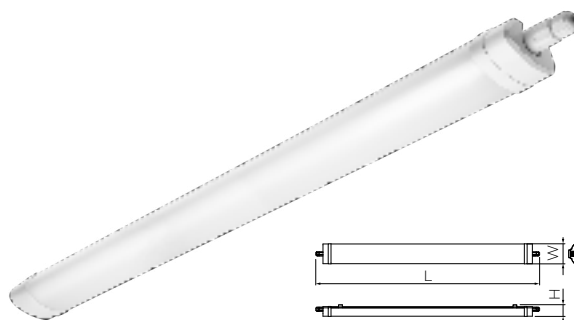
	L	W	H
LD-OMN060-30B	640	85	50
LD-OMN120-60B	1240	85	50
LD-OMN150-70B	1540	85	50

*mm

	W	Color	Light	Material	Color	Weight	Barcode
LD-OMN060-30B	30 W		3000 lm	PC	biały, white	400 g	5902801038587
LD-OMN120-60B	60 W	4000 K	6000 lm	PC	biały, white	670 g	5902801038693
LD-OMN150-70B	70 W	4000 K	7000 lm	PC	biały, white	750 g	5902801038686

OPRAWA LED HERMETYCZNA **BRAGA**

Hermetic LED fixture

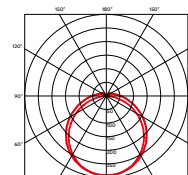
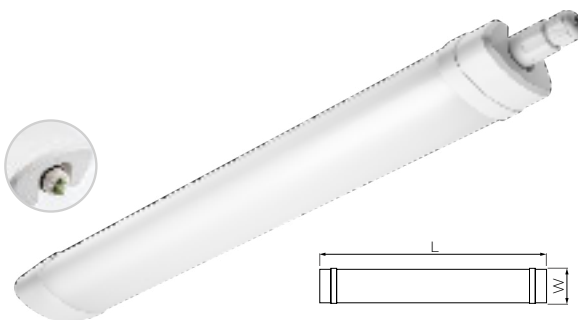
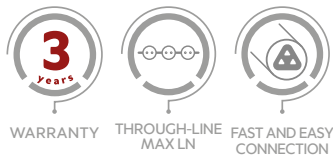


	L	W	H
LD-BRA060-30B	640	85	50
LD-BRA120-60B	1240	85	50
LD-BRA150-70B	1540	85	50

	W	LN	Color	lm	Material	Temp	Weight	Barcode
LD-BRA060-30B	30 W	10	4000 K	3000 lm	PC	biały, white	400 g	5902801448164
LD-BRA120-60B	60 W	11	4000 K	6000 lm	PC	biały, white	670 g	5902801448294
LD-BRA150-70B	70 W	10	4000 K	7000 lm	PC	biały, white	750 g	5902801448218

OPRAWA LED HERMETYCZNA **OMNIA MAX BIS**

Hermetic LED fixture

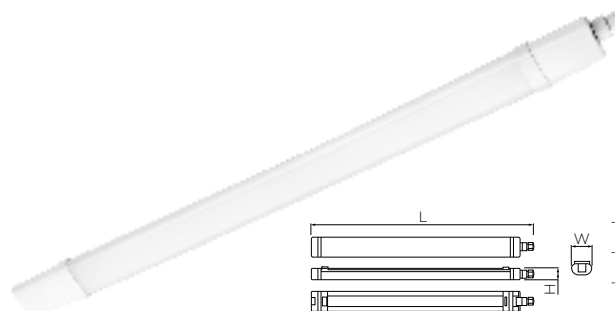


	L	W	H
LD-OMN120B-75M	1240	120	54
LD-OMN150B-90M	1540	120	54

	W	LN	Color	lm	Material	Temp	Weight	Barcode
LD-OMN120B-75M	75 W	max 16	4000 K	7500 lm	PC	biały, white	820 g	5902801233975
LD-OMN150B-90M	90 W	max 13	4000 K	9000 lm	PC	biały, white	980 g	5902801233999

OPRAWA LED HERMETYCZNA **MORIS**

Hermetic LED fixture

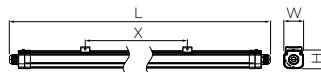
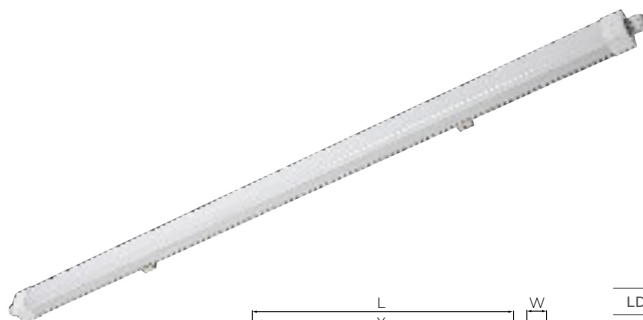


	L	W	H
LD-MOR18W06-NB	630	58	35
LD-MOR36W12-NB	1230	58	35
LD-MOR45W15-NB	1530	58	35

	W	Color	lm	Material	Temp	Weight	Barcode	
LD-MOR18W06-NB	18 W	4000 K	2160 lm	PC	biały, white	>0,5	200 g	5902801404016
LD-MOR36W12-NB	36 W	4000 K	4320 lm	PC	biały, white	>0,9	300 g	5902801403989
LD-MOR45W15-NB	45 W	4000 K	5400 lm	PC	biały, white	>0,9	400 g	5902801404146

OPRAWA LED HERMETYCZNA **LUMIA II**

Hermetic LED fixture

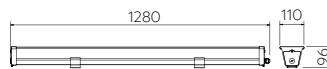
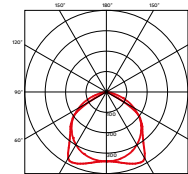
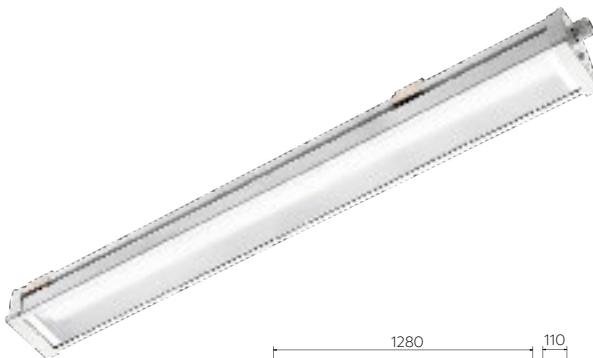


	L	W	H
LD-LUM60-20W-40	670	52	48
LD-LUM120-36W-40	1270	52	48
LD-LUM150-50W-40	1570	52	48

	W	LN	Color	Beam	Material	Temp	Weight	Barcode
LD-LUM60-20W-40	20 W	30		2600 lm			580 g	5902801475801
LD-LUM120-36W-40	36 W	15	● 4000 K	5200 lm	PC+PC	biały, white	870 g	5902801475863
LD-LUM150-50W-40	50 W	10		6500 lm			1570 g	5902801475887

OPRAWA LED HERMETYCZNA **HEROS**

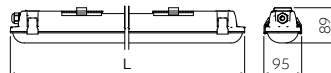
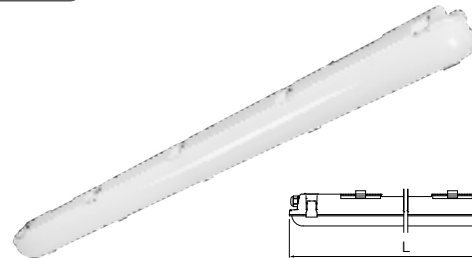
Hermetic LED fixture



	W	LN	Color	Beam	Material	Temp	Weight	Barcode
LD-HER60W12-NB	60 W	20	● 4000 K	8400 lm	aluminium + szkło hartowane, aluminium + tempered glass	biały, white	4200 g	5902801274404

OPRAWA LED HERMETYCZNA **FALCON**

Hermetic LED fixture

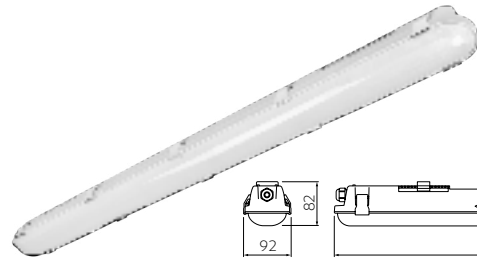


	L
LD-FAL60-20W-40	600
LD-FAL120-40W-40	1197
LD-FAL150-60W-40	1497

	W	Beam	Color	Material	Temp	Weight	Barcode
LD-FAL60-20W-40	12 W =	2160 lm	● 4000 K	PC	biały, white	5902801608216	5902801608216
	15 W =	2700 lm					
	18 W =	3240 lm					
	20 W =	3600 lm					
LD-FAL120-40W-40	23 W =	4140 lm	● 4000 K	PC	biały, white	5902801608247	5902801608247
	29 W =	5220 lm					
	35 W =	6300 lm					
	40 W =	7200 lm					
LD-FAL150-60W-40	34 W =	6120 lm	● 4000 K	PC	biały, white	5902801608261	5902801608261
	42 W =	7560 lm					
	51 W =	9180 lm					
	60 W =	10800 lm					

OPRAWA LED HERMETYCZNA BROX

Hermetic LED fixture


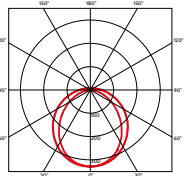
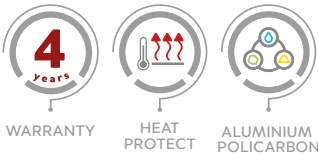


	L
LD-BRO060-18W-40	580
LD-BRO120-38W-40	1190
LD-BRO150-57W-40	1490

	W	lm	Color	Beam	Material	Temp	Code
LD-BRO060-18W-40	11 W = 1650 lm 13 W = 1950 lm 16 W = 2400 lm 18 W = 2700 lm		4000 K	>0,5	PC		5902801608315
LD-BRO120-40W-40	23 W = 3450 lm 29 W = 4350 lm 35 W = 5250 lm 40 W = 6000 lm		4000 K	>0,9	PC	biały, white	5902801608353
LD-BRO150-57W-40	33 W = 4950 lm 41 W = 6150 lm 50 W = 7500 lm 57 W = 8500 lm		4000 K	>0,9	PC	biały, white	5902801608377

OPRAWA LED ZEFIR PRO

Surface mounted LED fixture

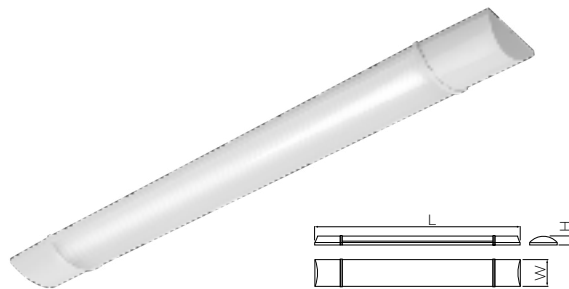


	L	W	H
LD-ZFPL24W06-NB	591	148,5	52,5
LD-ZFPL48W12-NB	1191	148,5	52,5

	W	lm	Color	Material	Temp	Weight	Code
LD-ZFPL24W06-NB	24 W	2200 lm	4000 K	aluminium, aluminium	biały, white	825 g	5902801218170
LD-ZFPL48W12-NB	48 W	4400 lm	4000 K	aluminium, aluminium	biały, white	1475 g	5902801278624

OPRAWA LED ASPEN

Surface mounted LED fixture



	L	W	H
LD-OLL20W-CB	600	68	23
LD-OLL40W-CB	1200	68	23
LD-OLL50W-CB	1500	68	23

	W	lm	Color	Material	Temp	Weight	Code
LD-OLL20W-NB	20 W	1800 lm	4000 K	PC	biały, white	190 g	5902801010453
LD-OLL40W-NB	40 W	3600 lm	4000 K	PC	biały, white	360 g	5902801010460
LD-OLL50W-NB	50 W	4500 lm	4000 K	PC	biały, white	475 g	5902801010477



Nierdzewne klipsy SS304, które zapewniają trwałość, odporność na korozję oraz bezpieczny montaż.

Stainless steel SS304 clips ensure durability, corrosion resistance and secure installation.

FALCON

Oprawa hermetyczna
Hermetic LED luminaire lamp



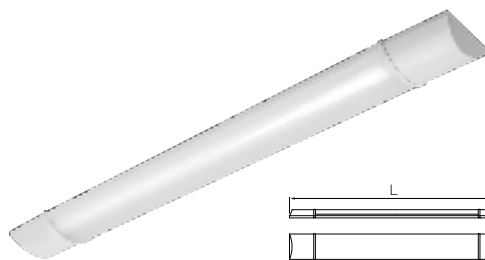
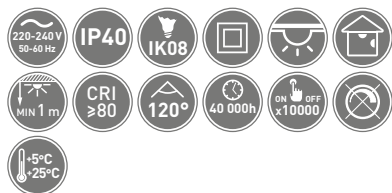
180 lm/W



ADJUSTABLE

▶ OPRAWA LED **KELIO**

Surface mounted LED fixture




	L	W	H
LD-KEL18W-NW	600	68	23
LD-KEL36W-NW	1200	68	23
LD-KEL45W-NW	1500	68	23

*mm

	W	lm	Color	Material	PF	g	Barcode	
LD-KEL18W-NW	18 W	1800 lm	4000 K	PC/ PC	biały white	PF > 0,5	190 g	5902801266621
LD-KEL36W-NW	36 W	3600 lm				PF > 0,9	360 g	5902801266942
LD-KEL45W-NW	45 W	4500 lm				475 g	5902801442995	

▶ OPRAWA LED **LONGER**

LED fi tting



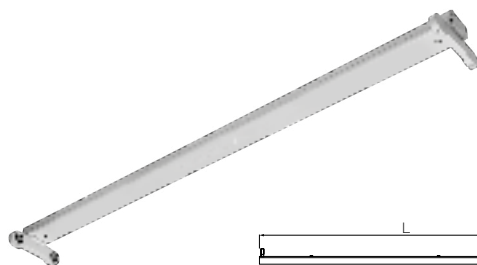
	L	L1
LD-LONG18W-NW	605	415
LD-LONG36W-NW	1205	1015
LD-LONG54W-NW	1505	1315

*mm

	W	lm	Color	Material	PF	g	Barcode	
LD-LONG18W-NW	18 W	2160 lm	4000 K	PC/ IRON	biały white	0,5	800 g	5902801499999
LD-LONG36W-NW	36 W	4320 lm				0,9	1250 g	5902801435591
LD-LONG54W-NW	54 W	6480 lm				1600 g	5902801435621	

▶ OPRAWA ŚWIETŁÓWKOWA T8

Fixture for open LED light sources



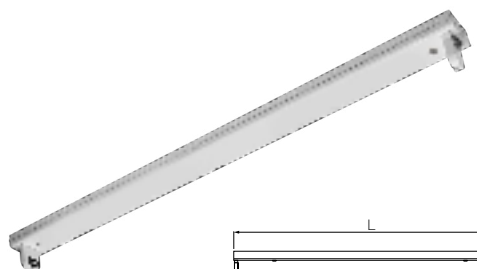
	L	W	H
OS-OSL2120S-00	1230	100	47
OS-OSL2150S-00	1530	100	47

*mm

	Material	Color	g	Barcode
OS-OSL2120S-00	blacha stalowa, steel sheet	biały, white	380 g	5901867173744
OS-OSL2150S-00	blacha stalowa, steel sheet	biały, white	470 g	5901867173768

▶ OPRAWA ŚWIETŁÓWKOWA T8

Fixture for open LED light sources, T8

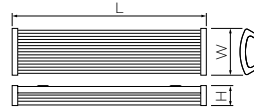



	L	W	H
OS-OSL1120S-00	1230	42	47
OS-OSL1150S-00	1530	42	47

*mm

	Material	Color	g	Barcode
OS-OSL1120S-00	blacha stalowa, steel sheet	biały, white	380 g	5901867173737
OS-OSL1150S-00	blacha stalowa, steel sheet	biały, white	470 g	5901867173751

▶ OPRAWA DO ŹRÓDEŁ ŚWIATŁA LED T8 ZEFIR
LED fitting for LED T8 light sources

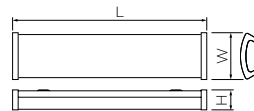


	L	W	H
LD-OZE218-00	640	152	65
LD-OZE236-00	1250	152	65
LD-OZE258-00	1500	152	65

*mm

LD-OZE218-00	ABS + PC + blacha stalowa, ABS + PC + steel sheet	przezroczysty, clear,	700 g	5901867159632
LD-OZE236-00			1000 g	5901867151605
LD-OZE258-00			1200 g	5902801414930

▶ OPRAWA DO ŹRÓDEŁ ŚWIATŁA LED T8 ZEFIR
LED fitting for LED T8 light sources

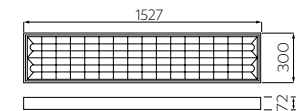


	L	W	H
LD-OZE218-01	640	152	65
LD-OZE236-01	1250	152	65
LD-OZE258-01	1500	152	65

*mm

LD-OZE218-01	ABS + PC + blacha stalowa, ABS + PC + steel sheet	mleczny, soft white	700 g	5901867177582
LD-OZE236-01			1000 g	5901867177698
LD-OZE258-01			1200 g	5902801415173

▶ OPRAWA RASTROWA NATYNKOWA
Surface mounted louvre fixture



Akcesoria, Accessories



OS-LE150NJ-01	blacha stalowa, steel sheet,	biały, white	3750 g	5908231307637

▶ OPRAWA KANAŁOWA LED **OVALIO**

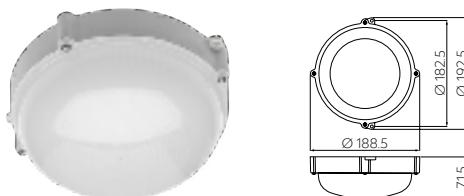
LED bulkhead fixture



LD-OVALW5W00-NW	5 W	● 4000 K	500 lm	ABS+PC	biały/ white	200 g	5902801455506
LD-OVALW5W10-NW					czarny/ black		5902801455445

▶ OPRAWA KANAŁOWA LED **LUXIA**

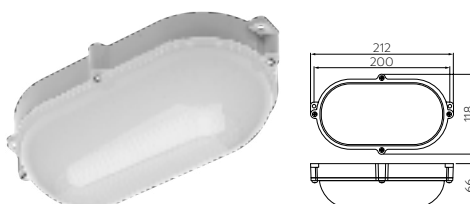
LED bulkhead fixture



LD-KALU100K-40	10 W	● 4000 K	700 lm	PC / PC	biały, white	250 g	5901867169204
----------------	------	----------	--------	---------	--------------	-------	---------------

▶ OPRAWA KANAŁOWA LED **LUXIA**

LED bulkhead fixture



LD-KALU100W-40	10 W	● 4000 K	700 lm	PC / PC	biały, white	250 g	5901867169228
----------------	------	----------	--------	---------	--------------	-------	---------------

▶ OPRAWA KANAŁOWA LED **TWIST**

LED bulkhead fixture



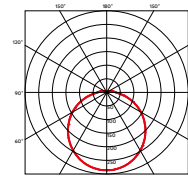
LD-TWI10WOK-40	10 W	● 4000 K	750 lm	PC	czarny, black	300 g	5902801041303
----------------	------	----------	--------	----	---------------	-------	---------------

OPRAWA KANAŁOWA LED **KODO**

LED bulkhead fixture



WARRANTY PROTECTION



	L	H
LD-KD08WOK-NB	ø155	47
LD-KD08WOK-NB-10	ø155	47
LD-KD12WOK-NB	ø175	47
LD-KD12WOK-NB-10	ø175	47
LD-KD18WOK-NB	ø210	47
LD-KD18WOK-NB-10	ø210	47

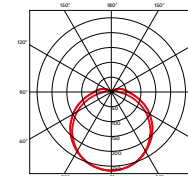
Model	Power (W)	Color Temp (K)	Beam Angle	Material	Color	Weight (g)	Barcode
LD-KD08WOK-NB	8 W	4000 K	720 lm	PC	biała, white	240 g	5902801305276
LD-KD08WOK-NB-10	8 W		720 lm		czarny, black	240 g	5902801467646
LD-KD12WOK-NB	12 W	1080 lm	biała, white		280 g	5902801305153	
LD-KD12WOK-NB-10	12 W	1080 lm	czarny, black		280 g	5902801467721	
LD-KD18WOK-NB	18 W	1620 lm	biała, white		340 g	5902801467585	
LD-KD18WOK-NB-10	18 W	1620 lm	czarny, black		340 g	5902801467813	

OPRAWA KANAŁOWA LED **KODO**

LED bulkhead fixture



WARRANTY PROTECTION



	L	W	H
LD-KD08WOV-NB	160	90	47
LD-KD08WOV-NB-10	160	90	47
LD-KD12WOV-NB	197	97	47
LD-KD12WOV-NB-10	197	97	47
LD-KD18WOV-NB	230	103	47
LD-KD18WOV-NB-10	230	103	47


Model	Power (W)	Color Temp (K)	Beam Angle	Material	Color	Weight (g)	Barcode
LD-KD08WOV-NB	8 W	4000 K	720 lm	PC	biała, white	220 g	5902801305269
LD-KD08WOV-NB-10	8 W		720 lm		czarny, black	220 g	5902801467684
LD-KD12WOV-NB	12 W	1080 lm	biała, white		250 g	5902801304798	
LD-KD12WOV-NB-10	12 W	1080 lm	czarny, black		250 g	5902801467783	
LD-KD18WOV-NB	18 W	1620 lm	biała, white		260 g	5902801467608	
LD-KD18WOV-NB-10	18 W	1620 lm	czarny, black		260 g	5902801467837	

OPRAWA KANAŁOWA LED **TWIST**

LED bulkhead fixture



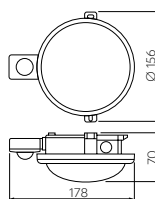
WARRANTY PROTECTION IK08



Model	Power (W)	Color Temp (K)	Beam Angle	Material	Color	Weight (g)	Barcode
LD-TW110WOW-40	10 W	4000 K	750 lm	PC	czarny, black	300 g	5902801042058

▶ **OPRAWA KANAŁOWA LED Z CZUJNIKIEM RUCHU DELTA**

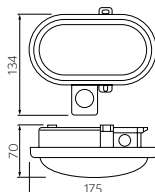
LED bulkhead fixture with motion sensor



LD-DELOR6WC-NB	6 W	4000 K	400 lm	ABS / PC	biały, white	207 g	5901867191106

▶ **OPRAWA KANAŁOWA LED Z CZUJNIKIEM RUCHU DELTA**

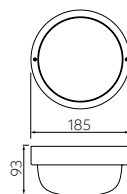
LED bulkhead fixture with motion sensor



LD-DELOW6WC-NB	6 W	4000 K	400 lm	ABS / PC	biały, white	207 g	5901867191113

▶ **OPRAWA KANAŁOWA IBIZA**

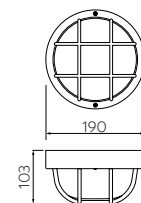
Bulkhead fixture



OS-IBBL060-00	korpus ABS; klosz szkło, body: ABS, lens: glass	biały, white	720 g	5908231338464

▶ **OPRAWA KANAŁOWA IBIZA**

Bulkhead fixture



OS-IBKR060-00	korpus ABS; klosz szkło, body: ABS, lens: glass	biały, white	710 g	5908231338457

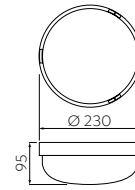
▶ **OPRAWA KANAŁOWA RINGO**

Bulkhead fixture



WARRANTY

E27



OS-RINGO1-00	korpus: ABS; klosz: szkło hartowane body: ABS, lens: tempered glass	biały, white	900 g	5901867122896

▶ **OPRAWA KANAŁOWA Z CZUJNIKIEM RUCHU KACROO**

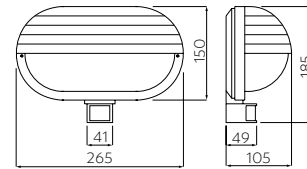
Bulkhead fixture with motion sensor



WARRANTY

E27

MOTION
SENSOR



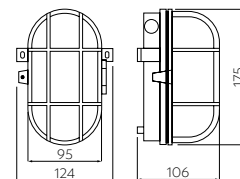
OS-KACROO-00	ABS + PC	biały, white,	580 g	5908231302151



Oprawa kanałowa IBIZA
Bulkhead fixture

▶ OPRAWA KANAŁOWA **SANGUESA – KAY**

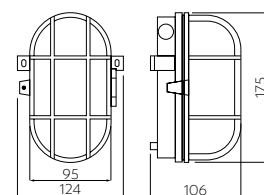

Bulkhead fixture



OS-KAY060-00	korpus: ABS; klosz: szkło, body: ABS, lens: glass	biały, white,	560 g	5908231302137
OS-KAY060-10		czarny, black,		5908231302144

▶ OPRAWA KANAŁOWA **SANGUESA – KAM**

Bulkhead fixture

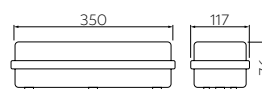
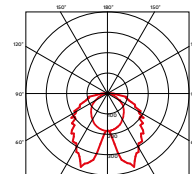


OS-KAM060-00	korpus: ABS; klosz: szkło, body: ABS, Lens: glass	biały, white,	500 g	5908231394620
OS-KAM060-10		czarny, black		5908231337795

ewakuacyjne i awaryjne / evacuation and emergency

▶ OPRAWA AWARYJNA LED **SAHER DUO**

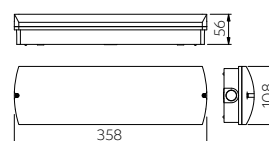
Emergency LED light fixture



LD-SAHER1-L4-DUO	3 W	1h	6400 K	300 lm	PC	biały, white	805 g	5902801689277
LD-SAHER3-L4-DUO		3h						5902801689291

▶ OPRAWA AWARYJNA LED **TERNO**

Combined LED emergency fixture



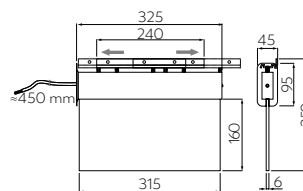
LD-TERNO1-L4-00	3 W	1h	6400 K	250 lm	PC	biały, white	600 g	5902801689314
LD-TERNO3-L4-00		3h						5902801689451

▶ **OPRAWA AWARYJNA LED SALED**

Combined LED emergency fixture



WARRANTY



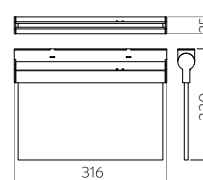
OA-SALED1-L4-08	3 W	1 h	6400 K	aluminium, aluminium	chrom, chrome	910 g	5902801689611
OA-SALED3-L4-08		3 h					5902801689635

▶ **OPRAWA AWARYJNA LED CORSO**

Combined LED emergency fixture



WARRANTY TEST BUTTON



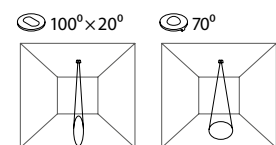
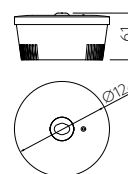
LD-CORSO1-L4-00	3 W	1 h	6400 K	PC	biały, white	960 g	5902801689192
LD-CORSO3-L4-00		3 h					5902801689215

▶ **OPRAWA AWARYJNA LED OGLA**

Emergency fixture LED



WARRANTY TEST BUTTON SURFACE/FLUSH MOUNTING



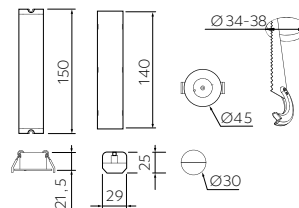
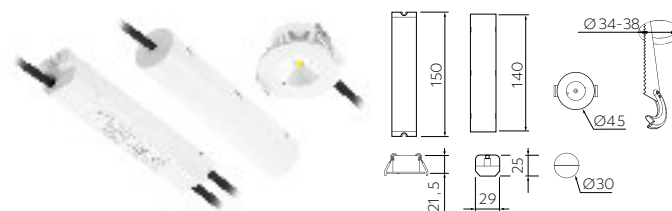
LD-OGLA3W-L4-10	3 W	3 h	6400 K	200 lm	PC	335 g	5902801689666
LD-OGLA3W-L4-00							5902801689727

▶ **OPRAWA AWARYJNA LED OMAHA-3**

Emergency fixture LED



WARRANTY TEST BUTTON




LD-OMAH33-L4-00	3 W	3 h	6400 K	300 lm	PC + aluminium, PC + aluminium	biały, white	350 g	5902801689741
-----------------	-----	-----	--------	--------	--------------------------------	--------------	-------	---------------

TORANO

Oprawa uliczno-parkowa
Street and park lamp



150 lm/W



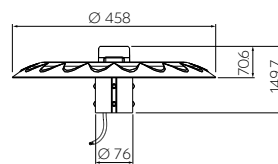
Zintegrowany radiator
gwarantuje długą
i bezawaryjną pracę.

The integrated heat sink
guarantees long-lasting and
trouble-free operation.



▶ LAMPA ULICZNO-PARKOWA LED **ORLANDO**

Park and street lamp

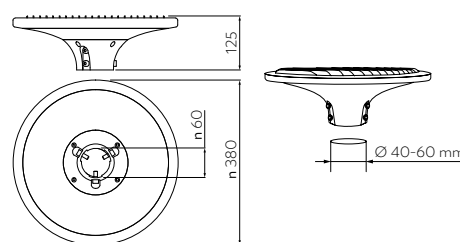


LD-ORL100W-40	100 W	● 4000 K	10000 lm	aluminium	szary/ grey	2800 g	5902801482915
LD-ORL50W-40	50 W		5000 lm			2 600 g	5902801608681

▶ LAMPA ULICZNO-PARKOWA **TORANO**

Street and park LED lamp

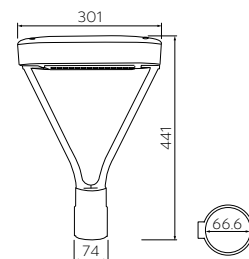
NEW



LD-TOR40W-40	40 W	● 4000 K	100 lm/W	aluminium, PC	5902801613098
LD-TOR80W-40	80 W				5902801613135

▶ LAMPA ULICZNO-PARKOWA **GALI**

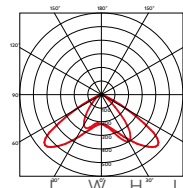
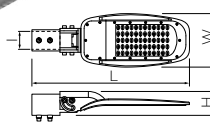
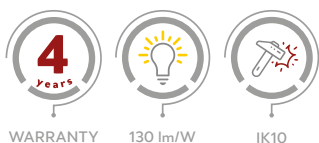
Park and street lamp



LD-GALI50W-40	50 W	● 4000 K	165 lm/W	aluminium	szary/ grey	3100 g	5902801523922

▶ LAMPA ULICZNO-PARKOWA LED **INDIANA**

Street and park LED lamp



LD-IND60W-40	60 W		7800 lm		5902801318351
LD-IND100W-40	100 W	● 4000 K	13000 lm	aluminium, aluminium	5902801324185
LD-IND150W-40	150 W		19500 lm		5902801318467

LD-IND60W-40	60 W		7800 lm		5902801318351
LD-IND100W-40	100 W	● 4000 K	13000 lm	aluminium, aluminium	5902801324185
LD-IND150W-40	150 W		19500 lm		5902801318467

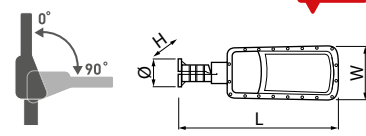
NEW

LAMPA ULICZNO-PARKOWA LED INDIANA II

Street and park LED lamp



WARRANTY 130 lm/W



	L	W	H	I
LD-IND2-50W-40	420	124	78	ø63
LD-IND2-100W-40	504	154	76	ø63
LD-IND2-150W-40	557	186	76	ø63

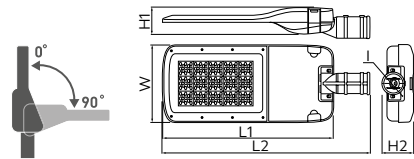
	W	Color	Light	Material	Barcode
LD-IND2-50W-40	50 W	● 4000 K	7000 lm	aluminium, PC aluminium, PC	5902801639883
LD-IND2-100W-40	100 W		14000 lm		5902801639760
LD-IND2-150W-40	150 W		21000 lm		5902801639906

LAMPA ULICZNO-PARKOWA DANI

Street and park LED lamp



WARRANTY 150 lm/W

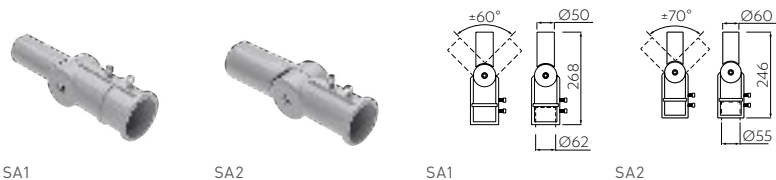


	L1	L2	W	H1	H2	I
LD-DANI50W-40-D	410	535	210	91	108	ø63
LD-DANI100W-40-D	470	605	265	91	108	ø63
LD-DANI150W-40-D	580	710	265	91	108	ø63

	W	Color	Light	Material	Barcode
LD-DANI50W-40-D	50 W	● 4000 K	7500 lm	aluminium, szkło	5902801655722
LD-DANI100W-40-D	100 W		15000 lm		5902801655784
LD-DANI150W-40-D	150 W		22500 lm	aluminium, glass	5902801655838

ADAPTER DO OPRAW ULICZNO-PARKOWYCH


Adapter for street fixtures



	Weight	Barcode
SA1	680 g	5901867190840
SA2	550 g	5901867190864



Wysoka skuteczność świetlna
na poziomie 140 lm/W.
High luminous efficacy of up
to 140 lm/W.



Radiator efektywnie
odprowadzanie ciepło dla
maksymalnej trwałości.
Integrated heat sink ensures
efficient heat dissipation for
maximum durability.



Precyzyjne dopasowanie
kierunku światła, dzięki
regulacji kąta świecenia.
Precise light direction
adjustment thanks to
adjustable beam angle.

INDIANA II

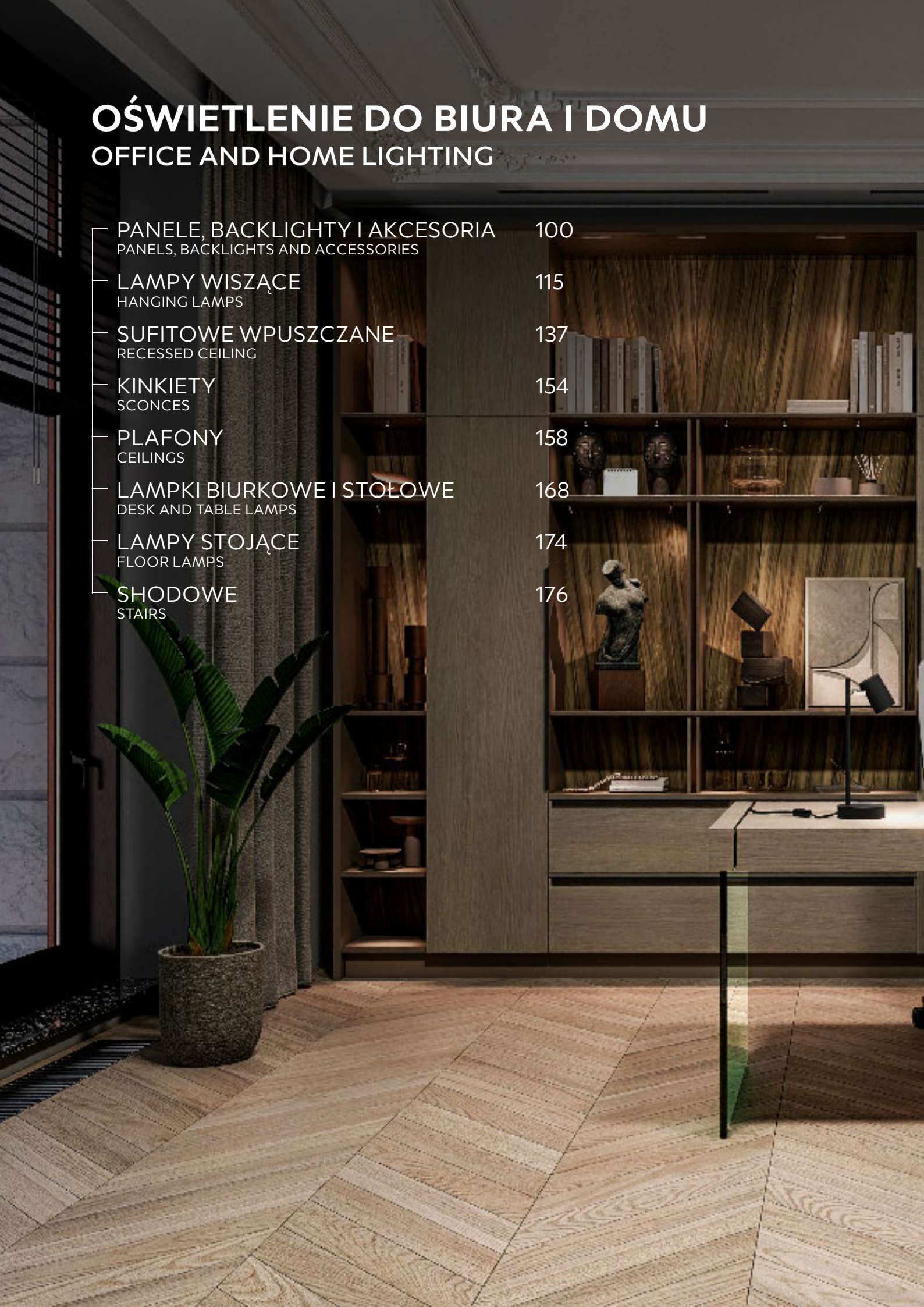
Oprawa uliczna
Street lamp



OŚWIETLENIE DO BIURA I DOMU

OFFICE AND HOME LIGHTING

—	PANELE, BACKLIGHTY I AKCESORIA PANELS, BACKLIGHTS AND ACCESSORIES	100
—	LAMPY WISZĄCE HANGING LAMPS	115
—	SUFITOWE WPUSZCZANE RECESSED CEILING	137
—	KINKIETY SCONCES	154
—	PLAFONY CEILINGS	158
—	LAMPKI BIURKOWE I STOŁOWE DESK AND TABLE LAMPS	168
—	LAMPY STOJĄCE FLOOR LAMPS	174
—	SHADOWE STAIRS	176





MODULAR

Oprawa LED
LED fitting



WARRANTY




BACKPLATE



UGR 19



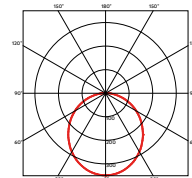
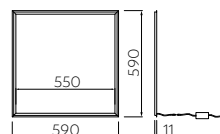
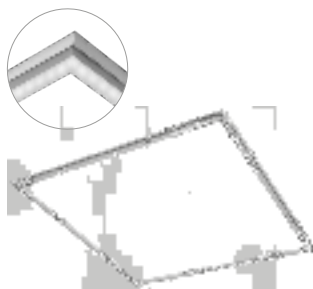
160 lm/w





▶ RAMKA LED **AKORDITA**

LED frame



LD-AKO4060-NB	40 W	4000 K	3600 lm	aluminium, aluminium	biały, white	500 g	5902801039966

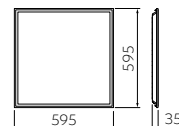


▶ OPRAWA LED **ARTE**

LED fitting

NEW



2w1 - Montaż natynkowy i wpuszczany
2in1 - Both Surface & Recessed



LD-ARTE38W60-CCT-00	38 W	3000 K	3800 lm	metal + tworzywo, metal + plastic	biały, white	2000 g	5902801719530
LD-ARTE38W60-CCT-10		4000 K 6500 K			czarny, black		5902801719622

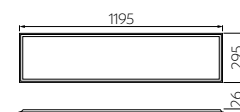


▶ OPRAWA LED **ARTE**

LED fitting

NEW



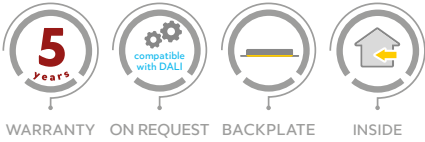
2w1 - Montaż natynkowy i wpuszczany
2in1 - Both Surface & Recessed



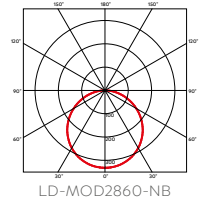
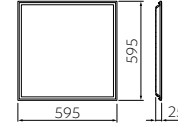

LD-ARTE38W120-CCT-00	38 W	3000 K	3800 lm	metal + tworzywo, metal + plastic	biały, white	2500 g	5902801720475
LD-ARTE38W120-CCT-10		4000 K 6500 K			czarny, black		5902801720499

NEW

OPRAWA LED **MODULAR**
LED fitting

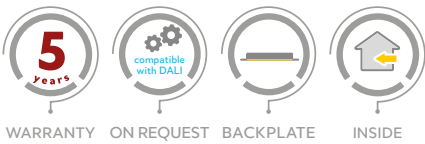


WARRANTY ON REQUEST BACKPLATE INSIDE

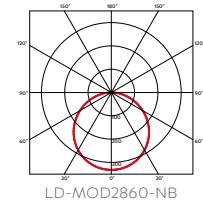
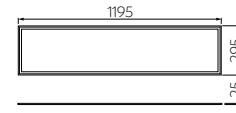


Model	Power (W)	Color Temp (K)	Light Output (lm)	Material	Finish	Weight (g)	Barcode
LD-MOD2860-NB	28 W	4000 K	4500 lm	aluminium, aluminium	biały, white	1800 g	5902801412738
LD-MOD4060-CB	40 W	3000 K	4800 lm				5902801413254
LD-MOD4060-NB	40 W	4000 K	4800 lm				5902801372698
LD-MOD5560-NB	55 W	4000 K	6000 lm				5902801682360

OPRAWA LED **MODULAR**
LED fitting

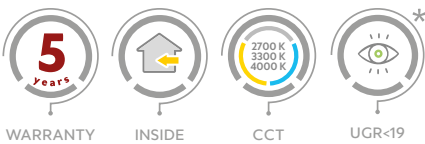


WARRANTY ON REQUEST BACKPLATE INSIDE

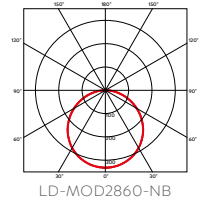
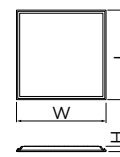


Model	Power (W)	Color Temp (K)	Light Output (lm)	Material	Finish	Weight (g)	Barcode
LD-MOD12030-NB	40 W	4000 K	4800 lm	aluminium, aluminium	biały, white	1800 g	5902801468865
LD-MOD12030-CB	40 W	3000 K	4800 lm				5902801413452

OPRAWA LED **MODULAR CCT**
LED fitting



WARRANTY INSIDE CCT UGR<19



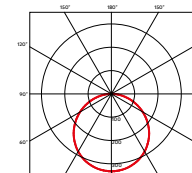
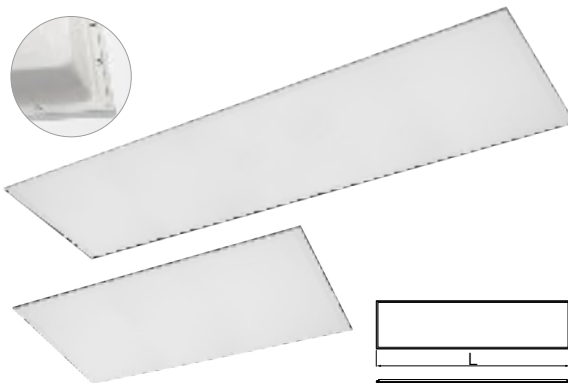
Model	Power (W)	Color Temp (K)	Light Output (lm)	Material	Finish	Weight (g)	Barcode
LD-MOD4060-CCT	40 W	3000 K	4800 lm	aluminium, aluminium	biały, white	1800 g	5902801769573
LD-MOD4062DE-CCT-UGR*		6400 K			biały, white		

NEW

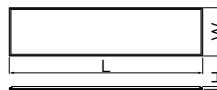
NEW

▶ OPRAWA LED **MODULAR CCT**

LED fitting



LD-MOD2860-NB



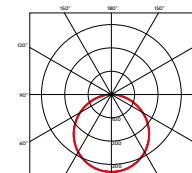
	L	W	H
LD-MOD12030-CCT	1195	295	25
LD-MOD243060-CCT	595	295	25

*mm

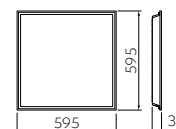
	W	Color	lm	Material	Finish	Weight	Barcode
LD-MOD12030-CCT	40 W	● 3000 K ● 4000 K ● 6400 K	4800 lm	aluminium, aluminium	biały, white	1800 g	5902801769627
LD-MOD243060-CCT	24 W		2800 lm			1300 g	5902801682339

▶ OPRAWA LED **MODULAR UGR**

LED fitting



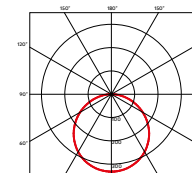
LD-MOD2860-NB



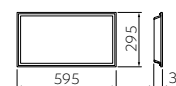
	W	Color	lm	Material	Finish	Weight	Barcode
LD-MOD4060UGR-NB*	40 W	● 4000 K	4200 lm	aluminium, aluminium	biały, white	1800 g	5902801372872

▶ OPRAWA LED **MODULAR UGR**

LED fitting



LD-MOD2860-NB

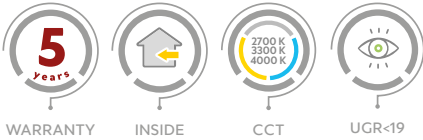


	W	Color	lm	Material	Finish	Weight	Barcode
LD-MOD12030UGR-NB*	40 W	● 4000 K	4200 lm	aluminium, aluminium	biały, white	1800 g	5902801372636

NEW

OPRAWA LED **MODULAR CCT UGR**

LED fitting



2w1 - Montaż natynkowy i wpuszczany
2in1 - Both Surface & Recessed



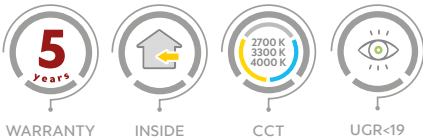
	L	W	H
LD-MOD4060N-CCT-UGR-00	595	595	36
LD-MOD4060N-CCT-UGR-10	595	595	36
LD-MOD4062DE-CCT-UGR*	620	620	25

*mm

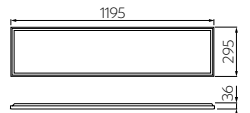

Model	Power	Color Temp	Beam Angle	Material	Color	Weight	Barcode
LD-MOD4060N-CCT-UGR-00	40 W	3000 K	4800 lm	aluminium, aluminium	biały, white	2200 g	5902801625442
LD-MOD4060N-CCT-UGR-10		4000 K 6400 K			czarny, black		5902801625398

OPRAWA LED **MODULAR CCT UGR**

LED fitting



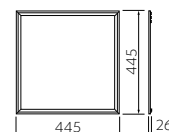
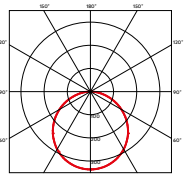
2w1 - Montaż natynkowy i wpuszczany
2in1 - Both Surface & Recessed



Model	Power	Color Temp	Beam Angle	Material	Color	Weight	Barcode
LD-MOD12030N-CCT-UGR-00	40 W	3000 K	4800 lm	aluminium, aluminium	biały, white	2400 g	5902801625497
LD-MOD12030N-CCT-UGR-10		4000 K 6400 K			czarny, black		5902801625466

OPRAWA LED **ARGO**

LED fitting



Model	Power	Color Temp	Beam Angle	Material	Color	Weight	Barcode
LD-ARG30W60-NB	30 W	4000 K	3000 lm	metal + tworzywo, metal + plastic	biały, white	1500 g	5902801312359

▶ **PANEL LED GALAXY**

LED Panel






WARRANTY ON REQUEST INSIDE







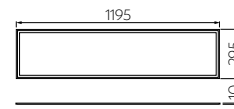
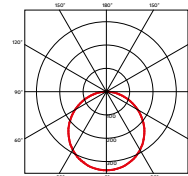




















							
LD-GL40120-NB	40 W	4000 K	4400 lm	aluminium, aluminium	biały, white,	2700 g	5901867195357

▶ **PANEL LED MASTER**

LED Panel





WARRANTY ON REQUEST INSIDE







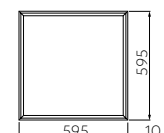

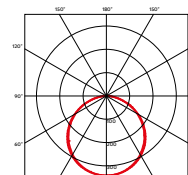












							
LD-MA40060-NB	40 W	4000 K	4200 lm	aluminium, aluminium	biały, white	1820 g	5902801292132

▶ **PANEL LED MASTER**

LED Panel





WARRANTY ON REQUEST INSIDE







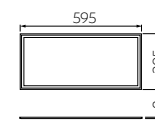

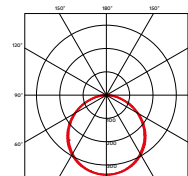











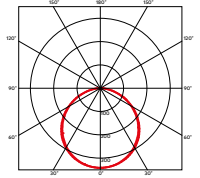


							
LD-MA24063-NB	24 W	4000 K	2400 lm	aluminium, aluminium	biały, white	1300 g	5902801372568

▶ **PANEL LED MASTER**
LED Panel



WARRANTY ON REQUEST INSIDE



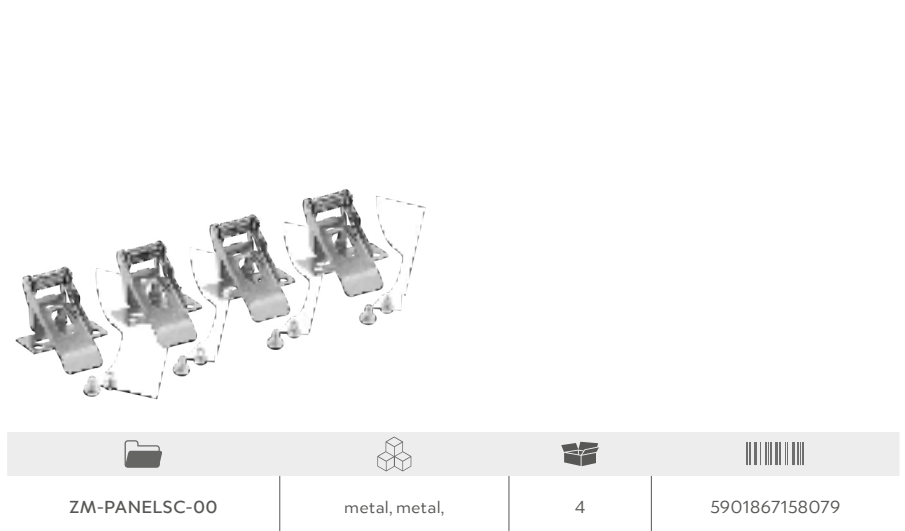
LD-MA40312-NB	40 W	4000 K	4200 lm	aluminium, aluminium	biały, white	1860 g	5902801292156

▶ **ZESTAW LINEK DO PODWIESZANIA PANELI**
Set of cables for a panel suspension



LK-PANELX4-00	metal, metal,	1,5 m	4	5902801270307





▶ **ZESTAW DO PODTYNKOWEGO MONTAŻU PANELI**
Set of the built-in panel mount



ZM-PANELSC-00	metal, metal,	4	5901867158079

▶ ZESTAW DO MONTAŻU NAŚCIENNEGO
Set for wall mount







			
ZM-PANELSU-00	metal, metal	4	5901867158055

▶ ZESTAW DO PODTYNKOWEGO MONTAŻU PANELI BACKPLATE
Set of the built-in backplate panel mount



BACKPLATE







			
ZM-PANELSC4-BK-00	metal, metal	4	5902801413827

▶ ZESTAW DO MONTAŻU ZWIESZANEGO
Suspended mounting kit




BACKPLATE



			
ZM-HOOK4-BK-00	metal, metal	4	5902801413834

▶ RAMA DO MONTAŻU NATYNKOWEGO PANELI
Surface mounted panel frames

Panele LED LED panels	RAMKI / FRAME			
	GT-RM60X60-00 60x60x4,3 cm	GT-RMBK60x60-00 60x60x6,5 cm	GT-RMBK62X62-00 62x62x6,5 cm	GT-RMBK120x30-00 120x30x6,5 cm
LD-MA40060-NB	●	●	-	-
LD-MA40312-NB	-	-	-	●
LD-MOD4060UGR-NB	-	●	-	-
LD-MOD12030UGR-NB	-	-	-	●
LD-MOD4060-NB	-	●	-	-
LD-MOD12030-NB	-	-	-	●
LD-MOD4060-CB	-	●	-	-
LD-MOD12030-CB	-	-	-	●
LD-MOD2860-NB	-	●	-	-
GT-PAL40W60-NB	●	●	-	-
GT-PAL40W120-NB	-	-	-	●
LD-MOD5560-NB	-	●	-	-
LD-MOD4060-CCT	-	●	-	-
LD-MOD12030-CCT	-	-	-	●
LD-MOD4062DE-CCT-UGR	-	-	●	-
GT-BPZ40W606N-40	-	●	-	-
GT-BPZ40W123N-40	-	-	-	●
	GT-RM30X60-00 30x60x4,3 cm	GT-RMBK30X60-00 30x60x6,5cm	GT-RM30X120-00 30x120x4,3 cm	GT-RM45X45-00 45x45x4,3 cm
LD-ARG30W60-NB	-	-	-	●
LD-MA24063-NB	●	●	-	-
LD-MA40312-NB	-	-	●	-
GT-PAL40W120-NB	-	-	●	-
LD-MOD243060-CCT	-	●	-	-



OPRAWA LED **VINEA**
LED fitting

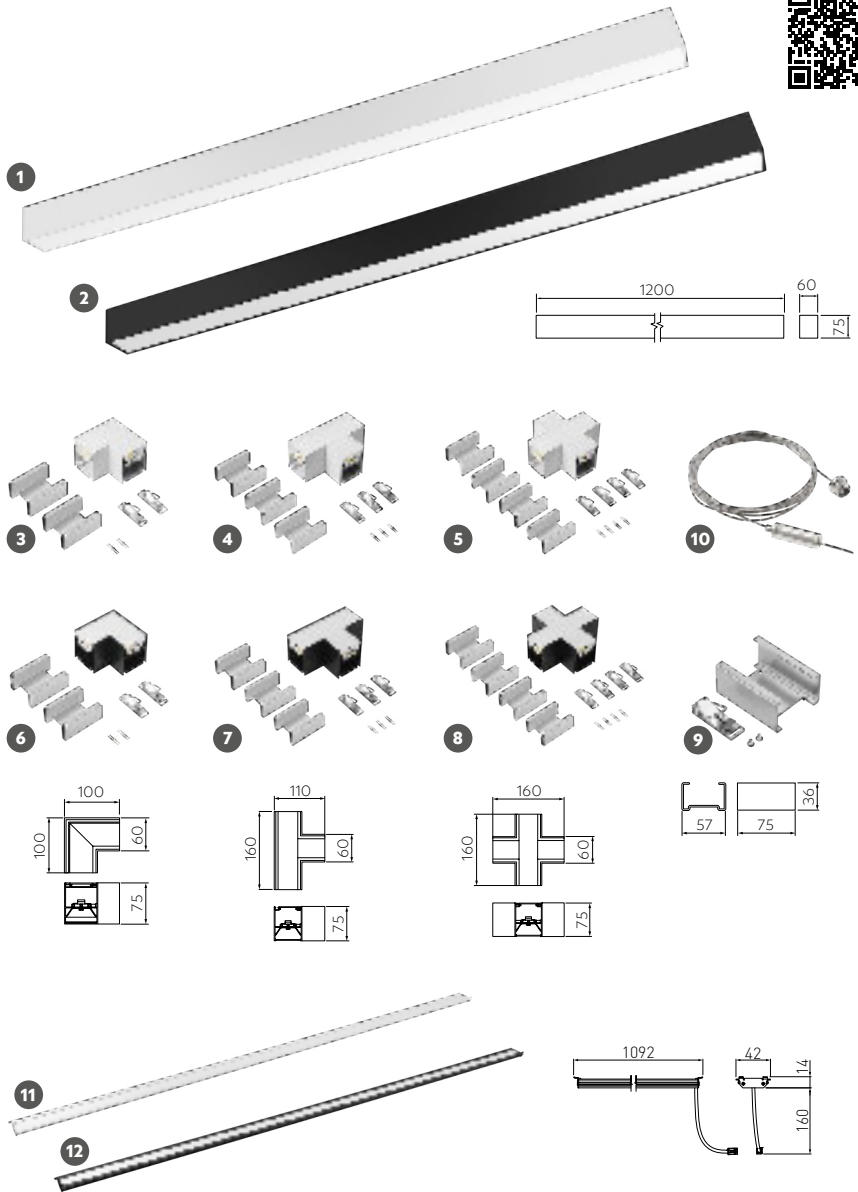
NEW



WARRANTY ADJUSTABLE

Możliwość dowolnego łączenia opraw za pomocą łączników X, T, L.

Possibility of any luminaires combination with X, T, L connectors.



1	LD-VINEA40W-00	power adj. 40-30 W	4000 K	4800 lm	biały white	aluminium, aluminum	2180 g	5902801463594
2	LD-VINEA40W-10				czarny black			5902801463617
3	LD-VINEA-L-00			500 lm	biały white		520 g	5902801464546
4	LD-VINEA-T-00			600 lm			660 g	5902801464195
5	LD-VINEA-PLUS-00			700 lm			950 g	5902801464607
6	LD-VINEA-L-10			500 lm	czarny black		520 g	5902801464560
7	LD-VINEA-T-10			600 lm			660 g	5902801464218
8	LD-VINEA-PLUS-10			700 lm			950 g	5902801464621
9	LK-VINEA-CONN			-			180 g	5902801464645
10	LK-VINEA-SET*			-			80 g	5902801464669
11	LD-VINEA-UP-00			800 lm			490 g	5902801625275
12	LD-VINEA-UP-10			800 lm			490 g	5902801625237



VINEA



możliwość łączenia opraw
za pomocą łączników X, T, L
possibility of combination
with X, T, L connectors



połączenia klamrowe
ułatwiająca montaż
buckle connections
for easy installation



możliwość zmiany mocy
power adjustment

VINEA

Nowoczesna oprawa liniowa
Modern pendant luminaire


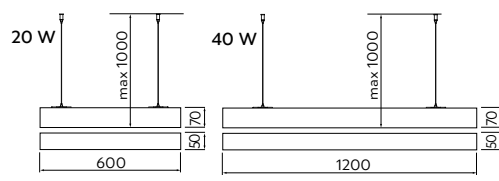
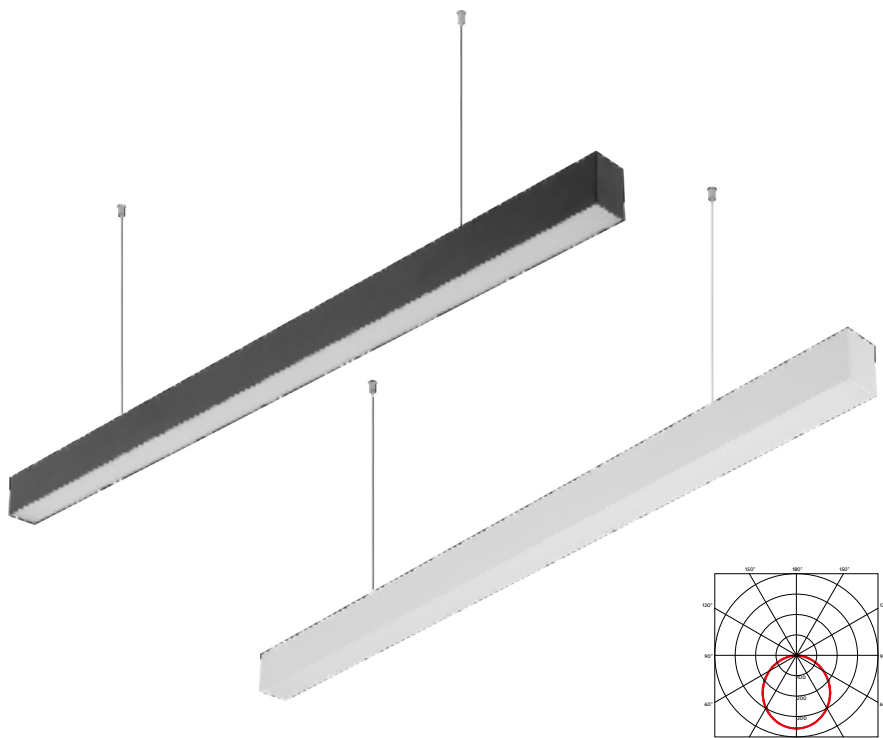


Obejrzyj video
Watch the video

OPRAWA ZWIESZANA LED **LUNA CCT**

LED suspended luminaire

NEW



LD-LUN20W-CCT-00	20 W	CCT	2400 lm	biały, white	aluminium + PC, aluminium + PC	5902801698408
LD-LUN20W-CCT-10				czarny, black		5902801698286
LD-LUN40W-CCT-00	40 W		4800 lm	biały, white		5902801698248
LD-LUN40W-CCT-10				czarny, black		5902801698224

1	LK-LUNA-CONN	Łącznik prosty Straight connector	5902801698439
2	KB-H03VV-F-3-00	Trójżyłowy kabel 3x0,75mm ² , 300/300V, 3m, biały Three-core cable, white	5902801698026
3	KB-H03VV-F-3-10	Trójżyłowy kabel 3x0,75mm ² , 300/300V, 3m, czarny Three-core cable, black	5902801698170
4	LK-LUNA-PRIS-COV	Ośłona pryzmatyczna 6m/szt Prismatic cover	5902801627033
5	LD-LUN40W-UP-CCT	Moduł świecenia górnego 120 cm Uplight module 120 cm	5902801627095
6	LK-LUNA-WALL-00	Uchwyt montażowy na ścianę, biały Wall mounting bracket, white	5902801627149
7	LK-LUNA-WALL-10	Uchwyt montażowy na ścianę, czarny Wall mounting bracket, black	5902801627163






LUNA CCT

▶ RAMA DO MONTAŻU WPUSZCZANEGO **LUNA**

Frame for recessed mounting



WARRANTY



RM-LUNA120-10	-	-	-	biały, white	aluminium, aluminium	850 g	5902801332258
RM-LUNA120-00	-	-	-	czarny, black			5902801332487

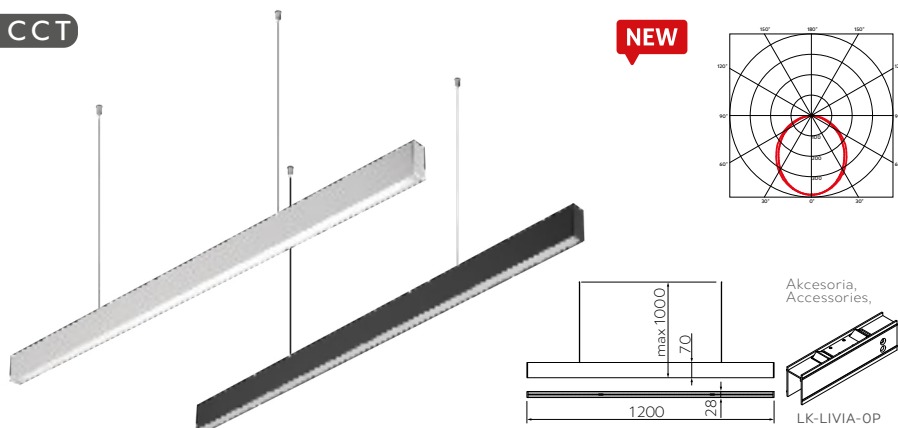
▶ OPRAWA ZWIESZANA LED **LIVIA CCT**

LED suspended luminaire



WARRANTY

CCT



LD-LIV40WCCT-00	40 W	● 3000 K ● 4000 K ● 6400 K	3600 lm	biały, white	aluminium, aluminium	1300 g	5902801698514
LD-LIV40WCCT-10				czarny, black			5902801698569
LK-LIVIA-OP	-	-	-	aluminium, aluminium		70 g	5902801377143



▶ OPRAWA ZWIESZANA LED **VILANA**

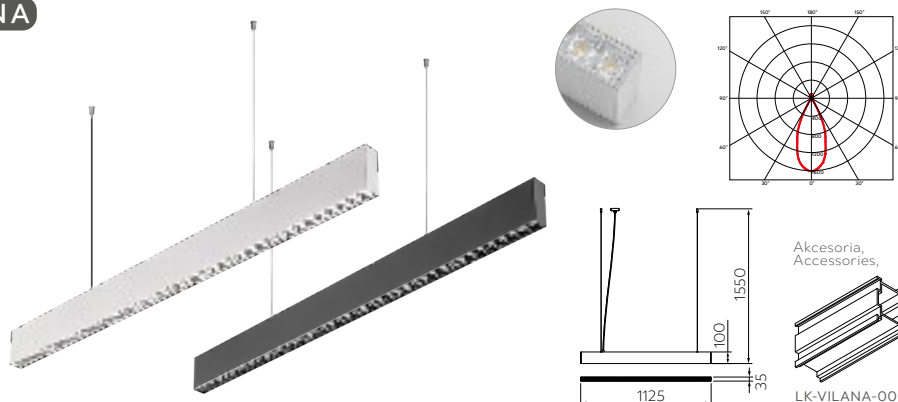
LED suspended luminaire



WARRANTY

UGR<19

DOUBLE-SIDED LIGHTING



LD-VIL42WUDB-NB	42 W	● 4000 K	3780 lm	biały, white	aluminium, aluminium	2100 g	5902801237515
LD-VIL42WUDC-NB				czarny, black			5902801237546
LK-VILANA-00	-	-	-	aluminium, aluminium		170 g	5902801285820



▶ **OPRAWA SUFITOWA LED LAGOS II**
LED suspended luminaire



OS-LAGD20W-10	max 20 W	biały, white	aluminium, aluminium	400 g	5902801396892
OS-LAGD20W-00		czarny, black			5902801396960

▶ **OPRAWA SUFITOWA LED TRESOS II**
LED suspended luminaire



OS-TRESD320W-10	max 3x20 W	czarny, black	aluminium, aluminium	1400 g	5902801397004
OS-TRESD320W-00		biały, white			5902801396946

▶ **OPRAWA SUFITOWA SOLIS**
Ceiling fitting



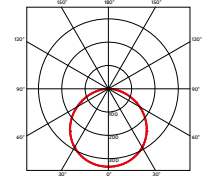
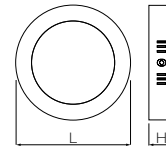
OS-SOL2-GU10-00	max 20 W	biały, white	aluminium, aluminium	350 g	5902801435454
OS-SOL2-GU10-10		czarny, black			5902801435492

OPRAWA LED DOWNLIGHT NATYMKOWA **ORIS PLUS**

Surface mounted LED downlight



WARRANTY PROTECTION



Aksesoria,
Accessories

LZ-KOI2KO-10
Do kupienia oddzielnie.
Optional to buy separately.



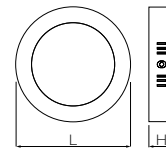
	W		lm		L	H		
LD-ORN07W-CBP	7 W	3000 K	560 lm	aluminium, aluminium	Ø120	32	340 g	5902801243080
LD-ORN07W-NBP		4000 K						5902801243271
LD-ORN13W-CBP	13 W	3000 K	1020 lm		Ø170	32	490 g	5902801243486
LD-ORN13W-NBP		4000 K						5902801243028
LD-ORN19W-CBP	19 W	3000 K	1520 lm		Ø224	32	610 g	5902801242779
LD-ORN19W-NBP		4000 K						5902801243523
LD-ORN24W-CBP	24 W	3000 K	2000 lm		Ø303	32	1000 g	5902801243417
LD-ORN24W-NBP		4000 K						5902801243738

OPRAWA LED DOWNLIGHT NATYMKOWA **ORIS PLUS**

Surface mounted LED downlight



WARRANTY PROTECTION



Aksesoria,
Accessories

LZ-KOI2KO-10
Do kupienia oddzielnie.
Optional to buy separately.



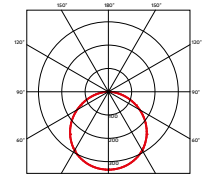
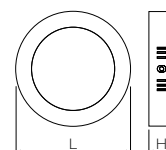
	W		lm		L	H		
LD-ORN07W-CBP-10	7 W	3000 K	560 lm	aluminium, aluminium	Ø120	32	340 g	5902801387920
LD-ORN07W-NBP-10		4000 K						5902801387814
LD-ORN13W-CBP-10	13 W	3000 K	1020 lm		Ø170	32	490 g	5902801388019
LD-ORN13W-NBP-10		4000 K						5902801388279
LD-ORN19W-CBP-10	19 W	3000 K	1520 lm		Ø224	32	610 g	5902801388248
LD-ORN19W-NBP-10		4000 K						5902801399725
LD-ORN24W-CBP-10	24 W	3000 K	2000 lm		Ø303	32	1000 g	5902801388361
LD-ORN24W-NBP-10		4000 K						5902801388378

OPRAWA LED DOWNLIGHT NATYMKOWA **ORIS PLUS CCT**

Surface mounted LED downlight



WARRANTY PROTECTION CCT



Aksesoria,
Accessories

LZ-KOI2KO-10
Do kupienia oddzielnie.
Optional to buy separately.



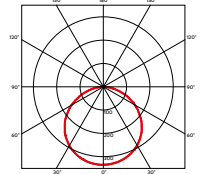
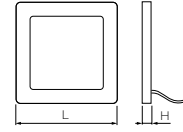

	W		lm		L	H		
LD-ORN06W-CCT-00	6 W		500 lm	aluminium, aluminium	Ø120	32	340 g	5902801687655
LD-ORN12W-CCT-00	12 W	3000 K 4000 K	1000 lm		Ø170	32	490 g	5902801687679
LD-ORN18W-CCT-00	18 W	6500 K	1500 lm		Ø224	32	610 g	5902801687693
LD-ORN24W-CCT-00	24 W		2000 lm		Ø303	32	1000 g	5902801687716

OPRAWA LED DOWNLIGHT NATYMKOWA **MATIS PLUS**

Surface mounted LED downlight



WARRANTY PROTECTION



Akcesoria, Accessories
LZ-KO12KO-10
Do kupienia oddzielnie.
Optional to buy separately.

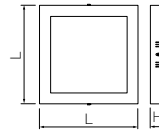

	W			L	H			
LD-MAN07W-CBP	7 W	3000 K	560 lm	aluminium, aluminium	120	32	340 g	5902801244186
LD-MAN07W-NBP		4000 K						5902801244087
LD-MAN13W-CBP	13 W	3000 K	1020 lm		170	32	490 g	5902801244179
LD-MAN13W-NBP		4000 K						5902801244445
LD-MAN19W-CBP	19 W	3000 K	1520 lm		223	32	750 g	5902801244452
LD-MAN19W-NBP		4000 K						5902801244414
LD-MAN24W-CBP	24 W	3000 K	2000 lm		300	32	1300 g	5902801243776
LD-MAN24W-NBP		4000 K						5902801243332

OPRAWA LED DOWNLIGHT NATYMKOWA **MATIS PLUS**

Surface mounted LED downlight



WARRANTY PROTECTION



Akcesoria, Accessories
LZ-KO12KO-10
Do kupienia oddzielnie.
Optional to buy separately.

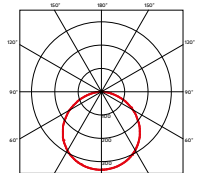
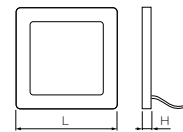

	W			L	H			
LD-MAN07W-CBP-10	7 W	3000 K	560 lm	aluminium, aluminium	120	32	340 g	5902801326752
LD-MAN07W-NBP-10		4000 K						5902801327162
LD-MAN13W-CBP-10	13 W	3000 K	1020 lm		170	32	490 g	5902801327063
LD-MAN13W-NBP-10		4000 K						5902801333354
LD-MAN19W-CBP-10	19 W	3000 K	1520 lm		223	32	750 g	5902801326714
LD-MAN19W-NBP-10		4000 K						5902801366949
LD-MAN24W-CBP-10	24 W	3000 K	2000 lm		300	32	1300 g	5902801327285
LD-MAN24W-NBP-10		4000 K						5902801327346

OPRAWA LED DOWNLIGHT NATYMKOWA **MATIS PLUS CCT**

Surface mounted LED downlight



WARRANTY PROTECTION CCT

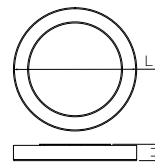
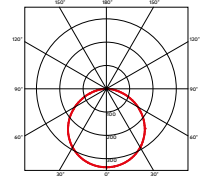


Akcesoria, Accessories
LZ-KO12KO-10
Do kupienia oddzielnie.
Optional to buy separately.

	W			L	H			
LD-MAN06W-CCT-00	6 W		500 lm	aluminium, aluminium	120	32	340 g	5902801687730
LD-MAN12W-CCT-00	12 W	3000 K	1000 lm		170	32	490 g	5902801687754
LD-MAN18W-CCT-00	18 W	4000 K	1500 lm		223	32	750 g	5902801687785
LD-MAN24W-CCT-00	24 W	6500 K	2000 lm		303	32	1300 g	5902801687808

▶ OPRAWA LED DOWNLIGHT NATYMKOWA **LOUIS**

Surface mounted LED downlight



	L	H
LD-LSNO06W-NB	ø120	28
LD-LSNO12W-NB	ø170	28
LD-LSNO24W-NB	ø225	28

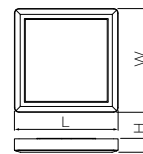
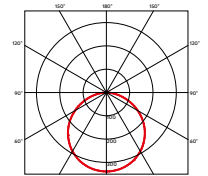
*mm



	W	Color	lm	Material	g	Barcode
LD-LSNO06W-NB	6 W	● 4000 K	480 lm	PC	98 g	5902801226366
LD-LSNO12W-NB	12 W		960 lm		155 g	5902801226090
LD-LSNO24W-NB	24 W		1920 lm		274 g	5902801225819

▶ OPRAWA LED DOWNLIGHT NATYMKOWA **LOUIS**

Surface mounted LED downlight



	L	W	H
LD-LSNK06W-NB	120	120	28
LD-LSNK12W-NB	170	170	28
LD-LSNK24W-NB	225	225	28

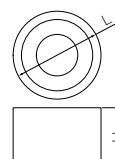
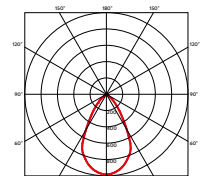
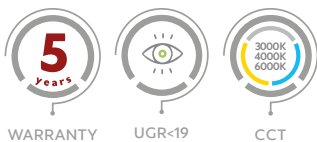
*mm



	W	Color	lm	Material	g	Barcode
LD-LSNK06W-NB	6 W	● 4000 K	480 lm	PC	98 g	5902801226229
LD-LSNK12W-NB	12 W		960 lm		155 g	5902801226076
LD-LSNK24W-NB	24 W		1920 lm		274 g	5902801226533

▶ OPRAWA LED DOWNLIGHT NATYMKOWA **KARIS**

Surface mounted LED downlight



	L	H
LD-KAR18W-CCT	ø170	124
LD-KAR25W-CCT	ø212	132

*mm

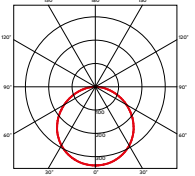


	W	Color	lm	Material	g	Barcode
LD-KAR18W-CCT	18 W	● 3000 K	1800 lm	PC + aluminium, PC + aluminium	940 g	5902801210013
LD-KAR25W-CCT	25 W	● 4000 K ● 6400 K	2500 lm		960 g	5902801210044

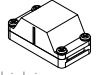
▶ **OPRAWA LED DOWNLIGHT 2 W 1 NATYNKOWA/WPUSZCZANA SAMBA**
LED downlight fixture 2 in 1 surface mounted/recessed



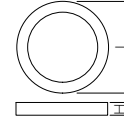
WARRANTY SURFACE/FLUSH MOUNTING



Aksesoria,
Accessories
LZ-KOI2KO-10



Do kupienia oddzielnie.
Optional to buy separately.



	L	H
LD-SMBOK07W-21	ø115	35
LD-SMBOK14W-21	ø177	35
LD-SMBOK20W-21	ø245	35

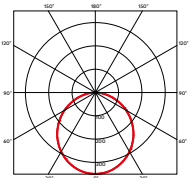
*mm

	W	Color	lm	Material	Weight	Barcode
LD-SMBOK07W-21	7 W	● 4000 K	675 lm	PC	150 g	5902801240362
LD-SMBOK14W-21	14 W		1200 lm		300 g	5902801239946
LD-SMBOK20W-21	20 W		1600 lm		515 g	5902801073328

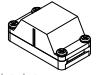
▶ **OPRAWA LED DOWNLIGHT 2 W 1 NATYNKOWA/WPUSZCZANA SAMBA**
LED downlight fixture 2 in 1 surface mounted/recessed



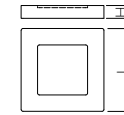
WARRANTY SURFACE/FLUSH MOUNTING



Aksesoria,
Accessories
LZ-KOI2KO-10



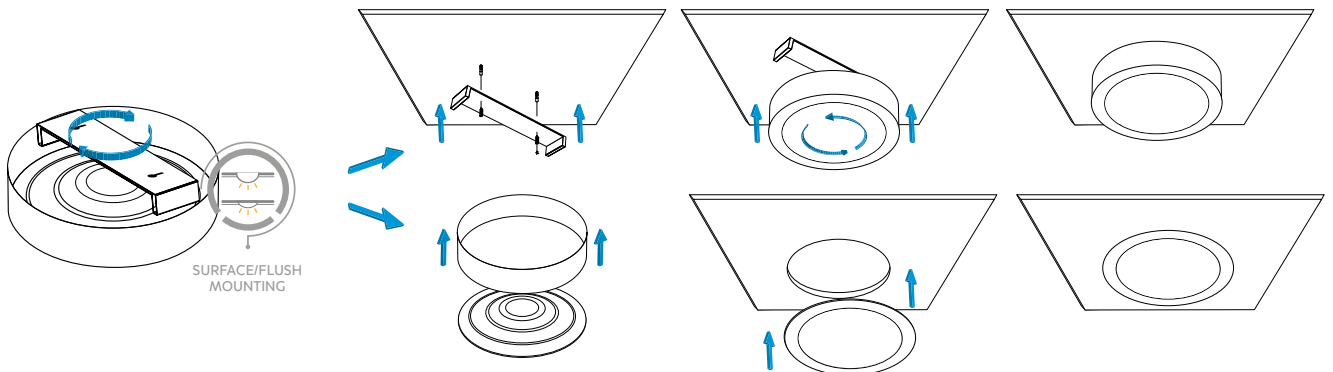
Do kupienia oddzielnie.
Optional to buy separately.



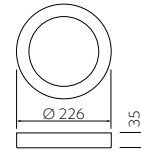
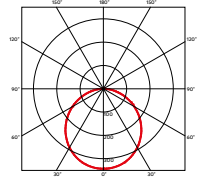
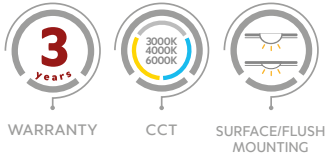
	L	H
LD-SMBKW07W-21	115	35
LD-SMBKW14W-21	171	35
LD-SMBKW24W-21	226	35

*mm

	W	Color	lm	Material	Weight	Barcode
LD-SMBKW07W-21	9 W	● 4000 K	675 lm	PC	180 g	5902801239908
LD-SMBKW14W-21	16 W		1200 lm		365 g	5902801239861
LD-SMBKW24W-21	24 W		1800 lm		565 g	5902801073304



▶ OPRAWA LED DOWNLIGHT 6 W 1 NATYNKOWA/WPUSZCZANA **BOLERO**
LED downlight fixture 6 in 1 surface mounted/recessed

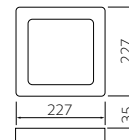

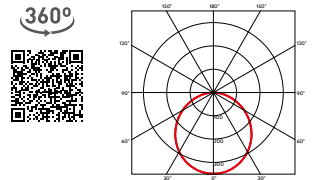
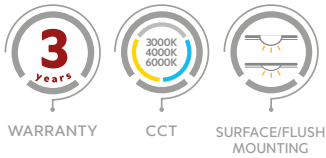


Aksesoria,
Accessories
LZ-KOI2KO-10
Do kupienia oddzielnie.
Optional to buy separately.



LD-BLROK18W-61	18 W	● 3000 K ● 4000 K ● 6400 K	1600 lm	aluminium + PC, aluminium + PC	560 g	5902801020117

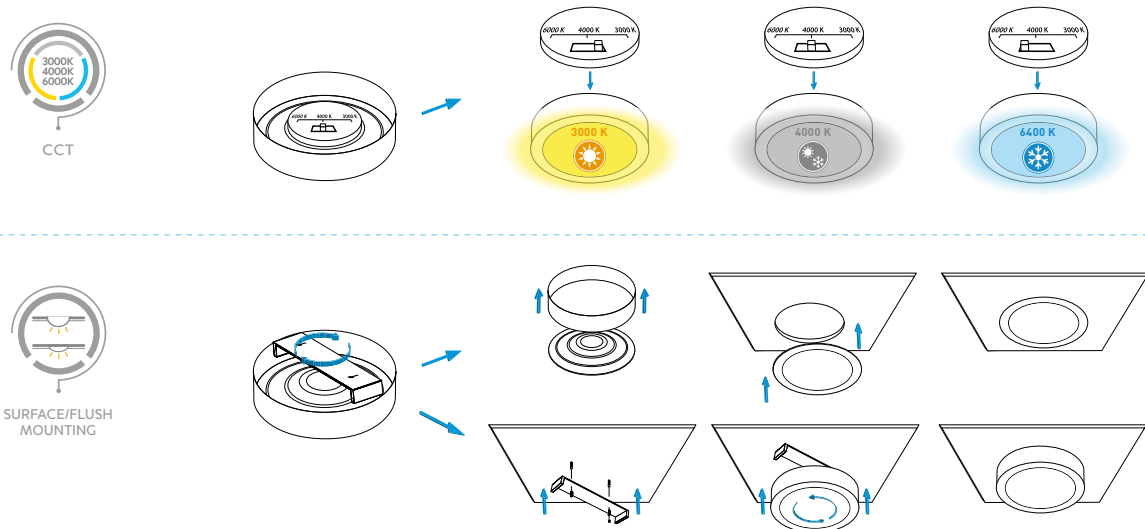
▶ OPRAWA LED DOWNLIGHT 6 W 1 NATYNKOWA/WPUSZCZANA **BOLERO**
LED downlight fixture 6 in 1 surface mounted/recessed



Aksesoria,
Accessories
LZ-KOI2KO-10
Do kupienia oddzielnie.
Optional to buy separately.



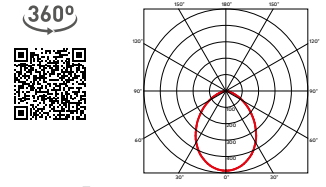
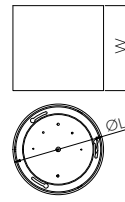
LD-BLRKW18W-61	18 W	● 3000 K ● 4000 K ● 6400 K	1600 lm	aluminium + PC, aluminium + PC	475 g	5902801020100



OPRAWA LED DOWNLIGHT NATYNKOWA **ARCCO**
Surface mounted LED downlight



WARRANTY



	L	W
LD-ARC15W-NB	ø130	100
LD-ARC25W-NB	ø160	115
LD-ARC30W-NB	ø195	130

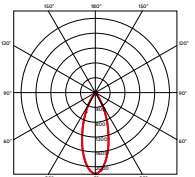
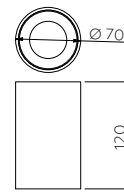
*mm

	W	Color	Beam Angle	Material	Weight	Barcode
LD-ARC15W-NB	15 W	4000 K	1350 lm	aluminium, aluminium	500 g	5902801278679
LD-ARC25W-NB	25 W	4000 K	2250 lm		520 g	5902801278778
LD-ARC30W-NB	30 W	4000 K	2700 lm		1000 g	5902801278747

OPRAWA LED **PRIME**
LED fixture



WARRANTY

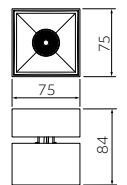



	W	Color	Beam Angle	Material	Weight	Barcode
LD-PRM10WB-NB	10 W	biały, white	1000 lm	aluminium, aluminium	260 g	5902801293344
LD-PRM10WC-NB		czarny, black				5902801293238
LD-PRM10WS-NB		szary, grey				5902801293481

OPRAWA LED **BIANCO**
LED fixture



WARRANTY

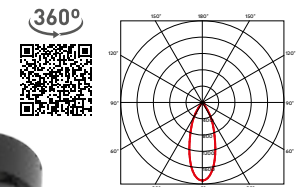
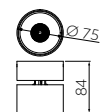


	W	Color	Beam Angle	Material	Weight	Barcode
LD-BNC8WKB-NB	8 W	biały, white	680 lm	aluminium, aluminium	320 g	5902801293412
LD-BNC8WKC-NB		czarny, black				5902801293368

OPRAWA LED **BIANCO**
LED fixture



WARRANTY



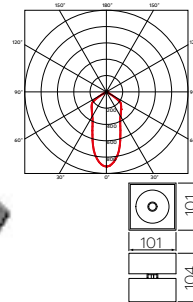
	W	Color	Beam Angle	Material	Weight	Barcode
LD-BNC8WOB-NB	8 W	biały, white	680 lm	aluminium, aluminium	320 g	5902801293351
LD-BNC8WOC-NB		czarny, black				5902801293450

▶ OPRAWA LED **BIANCO**

LED fixture



WARRANTY



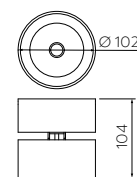
LD-BNC15WKB-NB	15 W	● 4000 K	1500 lm	biały, white	aluminium, aluminium	680 g	5902801367090
LD-BNC15WKC-NB				czarny, black			5902801367144

▶ OPRAWA LED **BIANCO**

LED fixture



WARRANTY



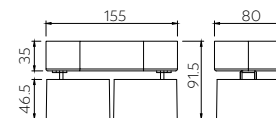
LD-BNC15WOB-NB	15 W	● 4000 K	1500 lm	biały, white	aluminium, aluminium	600 g	5902801367182
LD-BNC15WOC-NB				czarny, black			5902801367151

▶ OPRAWA LED **BIANCO CCT**

LED fixture



WARRANTY CCT



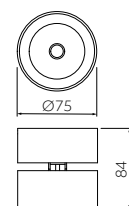
LD-BNCC16WOB2-NB	2 x 8 W	● 2700 K	1360 lm	biały, white	aluminium, aluminium	700 g	5902801457142
LD-BNCC16WOC2-NB		● 3300 K		czarny, black			5902801457029
		● 4000 K					

▶ OPRAWA LED **BIANCO CCT**

LED fixture




WARRANTY CCT




LD-BNCC8WOB-NB	8 W	● 2700 K	680 lm	biały, white	aluminium, aluminium	320 g	5902801457043
LD-BNCC8WOC-NB		● 3300 K		czarny, black			5902801457012
		● 4000 K					

OPRAWA LED **BIANCO CCT**
LED fixture




LD-BNCC8WKB-NB	8 W	● 2700 K ● 3300 K ● 4000 K	680 lm	biały, white	aluminium, aluminium	320 g	5902801457036
LD-BNCC8WKC-NB				czarny, black			5902801457104

OPRAWA LED **SIERRA**
LED fixture



LD-SRA08WB-NB	8 W	● 4000 K	720 lm	biały, white	aluminium, aluminium	410 g	5902801357268
LD-SRA08WC-NB				czarny, black			5902801357459

OPRAWA LED **SIERRA**
LED fixture



LD-SRA18WB-NB	18 W	● 4000 K	1620 lm	biały, white	aluminium, aluminium	770 g	5902801357466
LD-SRA18WC-NB				czarny, black			5902801357497

OPRAWA LED **ARTEMIDA**
LED fixture



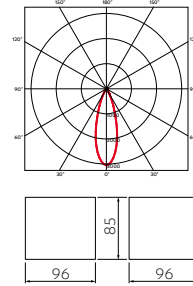

LD-ATM15WBP-NB	15 W	● 4000 K	1420 lm	biały, white	aluminium, aluminium	270 g	5902801322365
LD-ATM15WCP-NB				czarny, black			5902801322341

▶ OPRAWA LED **ARTEMIDA**

LED fixture



WARRANTY



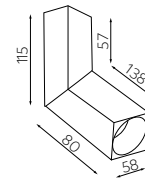

LD-ATM20WBK-NB	20 W	4000 K	1920 lm	biały, white	aluminium, aluminium	520 g	5902801322334
LD-ATM20WCK-NB				czarny, black			5902801322457

▶ OPRAWA SUFITOWA **VIRGO**

Ceiling fixture



GU10



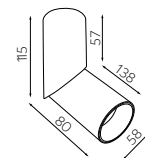

OS-VIRKWB-00	max 20 W	czarny, black	aluminium, aluminium	372 g	5902801434532
OS-VIRKWW-10		biały, white			5902801434556

▶ OPRAWA SUFITOWA **VIRGO**

Ceiling fixture



GU10



OS-VIROKW-10	max 20 W	biały, white	aluminium, aluminium	396 g	5902801434617
OS-VIROKB-00		czarny, black			5902801434594

▶ OPRAWA SUFITOWA **TENSA**

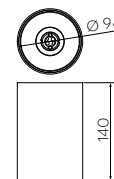
Ceiling fixture



WARRANTY



GU10



360°



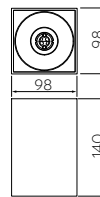

OS-TENGU10-10	max 20 W	biały, white	aluminium, aluminium	425 g	5902801274633
OS-TENGU10-00		czarny, black			5902801274596



TENSA

▶ OPRAWA SUFITOWA **TENSA**

Ceiling fixture



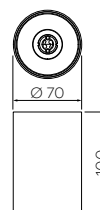
360°



OS-TENGU10KW-10	max 20 W	biały, white	aluminium, aluminium	475 g	5902801274664
OS-TENGU10KW-00		czarny, black			5902801274763

▶ OPRAWA SUFITOWA **AERO II**

Ceiling fixture



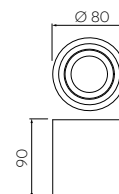
360°



OS-AERD20W-10	max 20 W	biały, white	aluminium, aluminium	210 g	5902801396250
OS-AERD20W-00		czarny, black			5902801396939

▶ OPRAWA SUFITOWA **AVEIRO BIS**

Ceiling fixture



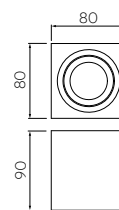

360°



OS-AVB8090OK1-10	max 20 W	biały, white	aluminium, aluminium	216 g	5902801396731
OS-AVB8090OK1-00		czarny, black			5902801396779

▶ OPRAWA SUFITOWA **AVEIRO BIS**

Ceiling fixture



360°




OS-AVB8090KW1-10	max 20 W	biały, white	aluminium, aluminium	320 g	5902801396748
OS-AVB8090KW1-00		czarny, black			5902801396823

OPRAWA SUFITOWA **AVEIRO DUO BIS**

Ceiling fixture



360°




OS-AVB80160OK2-10	max 2 x 20 W	biały, white	aluminium, aluminium	510 g	5902801396717
OS-AVB80160OK2-00		czarny, black			5902801396816

OPRAWA SUFITOWA **AVEIRO DUO BIS**

Ceiling fixture



360°



OS-AVB80160KW2-10	max 2 x 20 W	biały, white	aluminium, aluminium	525 g	5902801396885
OS-AVB80160KW2-00		czarny, black			5902801396908

OPRAWA SUFITOWA **TIPO**

Ceiling fitting



OS-TIP65115OKCZ-00	max 50 W	czarny, black	aluminium, aluminium	125 g	5902801336669
OS-TIP65115OKB-10		biały, white			5902801336614

OPRAWA SUFITOWA **TIPO**

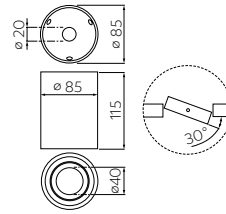

Ceiling fitting



OS-TIP60100KWCZ-00	max 50 W	czarny, black	aluminium, aluminium	152 g	5902801336690
OS-TIP60100KWB-10		biały, white			5902801336706

OPRAWA SUFITOWA **SENSA**

Ceiling light fixture

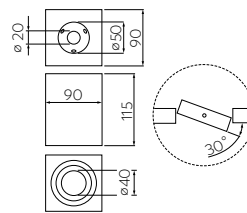



GZ-MR16-0000
Akcesoria.
Do kupienia oddzielnie.
Accessories.
Optional to buy
separately.

OS-SEN5087OKCZ-00	max 50 W	czarny, black	aluminium, aluminium	5901867176813
OS-SEN5087OKB-10		biały, white		

OPRAWA SUFITOWA **SENSA**

Ceiling light fixture

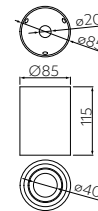
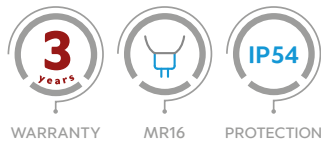


GZ-MR16-0000
Akcesoria.
Do kupienia oddzielnie.
Accessories.
Optional to buy
separately.

OS-SEN5097KWCZ-00	max 50 W	czarny, black	aluminium, aluminium	5901867176899
OS-SEN5097KWB-10		biały, white		

OPRAWA SUFITOWA **SENSA AQUA**

Ceiling light fixture

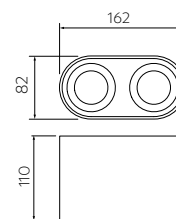



GZ-MR16-0000
Akcesoria.
Do kupienia oddzielnie.
Accessories.
Optional to buy
separately.

OS-SENAQ5087OKB-10	max 50 W	biały, white	aluminium, aluminium	300 g	5902801233791
OS-SENAQ5087OKB-80		szary, grey			5902801233821
OS-SENAQ5087OKCZ-00		czarny, black			5902801233838

OPRAWA SUFITOWA **SENSO DUO**

Ceiling light fixture



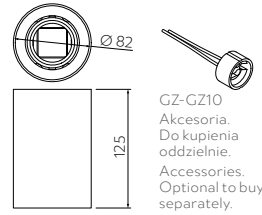
OS-SEND5083OKB-10	max 2 x 50 W	biały, white	aluminium, aluminium	720 g	5902801129971
OS-SEND5083OKCZ-00		czarny, black			5902801129933



SENSA AQUA

▶ **OPRAWA SUFITOWA RESTO**

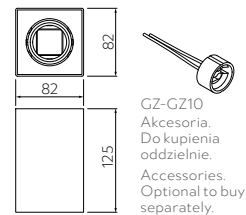

Ceiling light fixture



OS-RST80125OK1-10	max 10 W LED only	biały, white	PC	110 g	5902801319556	
OS-RST80125OK1-00		czarny, black			5902801319457	

▶ **OPRAWA SUFITOWA RESTO**

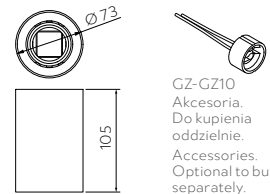
Ceiling light fixture



OS-RST8080KW1-10	max 10 W LED only	biały, white	PC	130 g	5902801319570	
OS-RST8080KW1-00		czarny, black			5902801319433	

▶ **OPRAWA SUFITOWA ARIES**

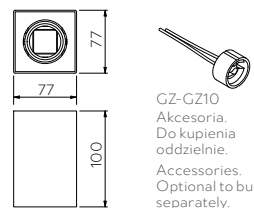

Ceiling light fixture



OS-ARIOK-11	max 20 W	czarny, black	PC	80 g	5902801440113	
OS-ARIOK-22		czarny chrom, black chrome			5902801442841	
OS-ARIOK-23		chrom, chrome			5902801442889	
OS-ARIOK-13		złoto, gold			5902801442803	

▶ **OPRAWA SUFITOWA ARIES**

Ceiling light fixture



OS-ARIKW-11	max 20 W	czarny, black	PC	90 g	5902801443114	
OS-ARIKW-22		czarny chrom, black chrome			5902801442933	
OS-ARIKW-23		chrom, chrome			5902801402470	
OS-ARIKW-13		złoto, gold			5902801402630	

OPRAWA SUFITOWA **DRAGO**

Ceiling light fixture



WARRANTY

E27



360°




Model	Power	Color	Material	Dimensions (mm)	Weight	Barcode
OS-DRAGO14-10	max 60 W	biały, white	metal, metal	148 x ø133	390 g	5902801230394
OS-DRAGO18-10		180 x ø172		700 g	5902801230400	
OS-DRAGO14-00		czarny, black		148 x ø133	390 g	5902801231131
OS-DRAGO18-00		180 x ø172		700 g	5902801231063	
OS-DRAGO14-80		szary, grey		148 x ø133	390 g	5902801364341
OS-DRAGO18-80		180 x ø172		700 g	5902801364983	

OPRAWA SUFITOWA **BLINK II**

Ceiling light fixture



GU10



Model	Power	Color	Material	Weight	Barcode
OS-BLND50W1-10	max 20 W	biały, white	aluminium, aluminium	267 g	5902801438813
OS-BLND50W1-00		czarny, black	5902801439735		

OPRAWA SUFITOWA **BLINK II**

Ceiling light fixture



GU10



Model	Power	Color	Material	Weight	Barcode
OS-BLND50W2-10	max 2 x 20 W	biały, white	aluminium, aluminium	560 g	5902801438301
OS-BLND50W2-00		czarny, black	5902801440069		

OPRAWA SUFITOWA **BLINK II**

Ceiling light fixture




GU10



Model	Power	Color	Material	Weight	Barcode
OS-BLND50W3-10	max 3 x 20 W	biały, white	aluminium, aluminium	850 g	5902801438271
OS-BLND50W3-00		czarny, black	5902801440120		

▶ OPRAWA SUFITOWA **FARGO II**

Ceiling light fixture



OS-FRG20W2-10	max 20 W	biały, white	aluminium, aluminium	280 g	5902801391255
OS-FRG20W2-00		czarny, black			5902801391286

▶ OPRAWA SUFITOWA **FARGO MINI II**

Ceiling light fixture



OS-FRG20W2-10-MINI	max 20 W	biały, white	aluminium, aluminium	220 g	5902801333804
OS-FRG20W2-00-MINI		czarny, black			5902801333811

▶ OPRAWA SUFITOWA **SANTO BIS**

Ceiling light fixture



OS-SAN20WOK2B-10	max 2 x 20 W	biały, white	aluminium, aluminium	590 g	5902801336218
OS-SAN20WOK2B-00		czarny, black			5902801336393

▶ OPRAWA SUFITOWA **VENETO**

Ceiling light fixture



OS-VEN20WO2-00	max 2 x 20 W	biały, white	aluminium, aluminium	546 g	5902801402357
OS-VEN20WO2-10		czarny, black			5902801443404

OPRAWA SUFITOWA **VENETO**


Ceiling light fixture



OS-VEN20WO3-00	max 3 x 20 W	biały, white	aluminium, aluminium	815 g	5902801443350
OS-VEN20WO3-10		czarny, black			5902801443381

OPRAWA SUFITOWA **VENETO**


Ceiling light fixture



OS-VEN20WO4-00	max 4 x 20 W	biały, white	aluminium, aluminium	1216 g	5902801442896
OS-VEN20WO4-10		czarny, black			5902801402364

OPRAWA SUFITOWA **ORIO**

Ceiling fitting



OS-ORI-2GU10-00	max 2 x 20 W	biały, white	aluminium, aluminium	520 g	5902801391170
OS-ORI-2GU10-10		czarny, black		520 g	5902801391064

OPRAWA SUFITOWA **ORIO**

Ceiling fitting



OS-ORI-3GU10-00	max 3 x 20 W	biały, white	aluminium, aluminium	820 g	5902801391187
OS-ORI-3GU10-10		czarny, black		820 g	5902801391163

▶ OPRAWA SUFITOWA **LUPO**

Ceiling fitting



OS-LUP-GU10-00	max 20 W	biały, white	aluminium, aluminium	310 g	5902801391279
OS-LUP-GU10-10		czarny, black		310 g	5902801391309

▶ OPRAWA SUFITOWA **LUPO**

Ceiling fitting



OS-LUP-2GU10-00	max 2 x 20 W	biały, white	aluminium, aluminium	480 g	5902801391316
OS-LUP-2GU10-10		czarny, black		480 g	5902801391439

▶ OPRAWA SUFITOWA **SAKURA**


Ceiling light fixture



OS-SAKES111-10	max 20 W	biały, white	aluminium, aluminium	350 g	5902801274350
OS-SAKES111-00		czarny, black			5902801274565

▶ OPRAWA SUFITOWA **SAKURA**

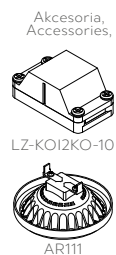
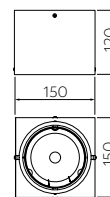

Ceiling light fixture



OS-SAKES111KW-10	max 20 W	biały, white	aluminium, aluminium	500 g	5902801274527
OS-SAKES111KW-00		czarny, black			5902801274459

OPRAWA SUFITOWA NATYNKOWA **PIREO N**

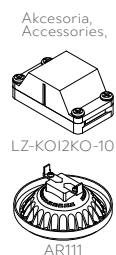
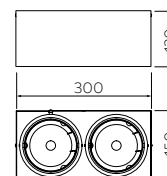

Surface ceiling fixture



OP-PIREN1-00	max 50 W	biały, white	stal, steel	500 g	5902801248412
OP-PIREN1-20		czarny, black			5901867191151

OPRAWA SUFITOWA NATYNKOWA **PIREO N**

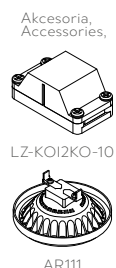
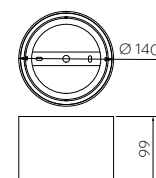
Surface ceiling fixture



OP-PIREN2-00	max 2 x 50 W	biały, white	stal, steel	900 g	5902801248535
OP-PIREN2-20		czarny, black			5901867191151

OPRAWA SUFITOWA **ISUMI**

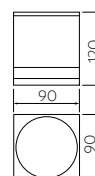
Ceiling light fixture



OS-ISUES111-10	max 50 W	biały, white	aluminium, aluminium	490 g	5902801268090
OS-ISUES111-00		czarny, black			5902801268250

OPRAWA SUFITOWA **RIVEN**

Ceiling fitting



OS-RIV102KWG-30	max 35 W	aluminium + PC, aluminium + PC	grafitowy graphite	380 g	5902801337468
-----------------	----------	--------------------------------	--------------------	-------	---------------

▶ OPRAWA SUFITOWA **RIVEN**

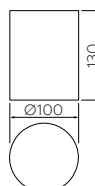
Ceiling fitting



OS-RIV102OKG-30	max 35 W	aluminium + PC, aluminum + PC	grafitowy graphite	400 g	5902801337451

▶ OPRAWA SUFITOWA **LENTO**

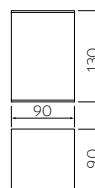
Ceiling fitting



OS-LEN100OKG-30	max 35 W	aluminium + szkło, aluminum + glass	grafitowy graphite	440 g	5902801337383

▶ OPRAWA SUFITOWA **LENTO**

Ceiling fitting



OS-LEN100KWG-30	max 35 W	aluminium + PC, aluminum + PC	grafitowy graphite	500 g	5902801337499

OPRAWA LED TYPU DOWNLIGHT WPUSZCZANA **ORIS PLUS**

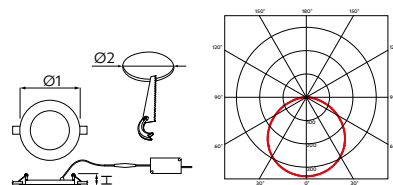
Recessed LED downlight



WARRANTY PROTECTION



Akcesoria.
Do kupienia oddzielnie.
Accessories.
Optional to buy separately.
LZ-KOI2KO-10



						Ø1	H	Ø2		
LD-ORW03W-CBP	3 W	● 3000 K	200 lm	aluminium, aluminium	90	22	72-75	150 g	5902801243066	
LD-ORW03W-NBP		● 4000 K							5902801243318	
LD-ORW07W-CBP	7 W	● 3000 K	560 lm						5902801243073	
LD-ORW07W-NBP		● 4000 K			118	22	105-108	220 g	5902801243165	
LD-ORW13W-CBP	13 W	● 3000 K	1020 lm						5902801243035	
LD-ORW13W-NBP		● 4000 K			168	22	153-156	350 g	5902801243042	
LD-ORW19W-CBP	19 W	● 3000 K	1520 lm						5902801243578	
LD-ORW19W-NBP		● 4000 K			225	22	204-206	550 g	5902801243134	
LD-ORW24W-CBP	24 W	● 3000 K	2000 lm						5901867127624	
LD-ORW24W-NBP		● 4000 K			300	22	275-280	880 g	5901867158390	

OPRAWA LED TYPU DOWNLIGHT WPUSZCZANA **ORIS PLUS**

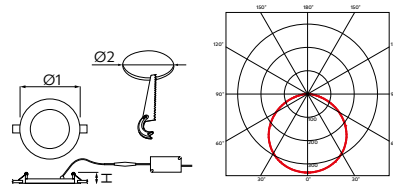
Recessed LED downlight



WARRANTY PROTECTION



Akcesoria.
Do kupienia oddzielnie.
Accessories.
Optional to buy separately.
LZ-KOI2KO-10




						Ø1	H	Ø2		
LD-ORW03W-NBP4	3 W	● 3000 K	200 lm	aluminium, aluminium	90	22	72-75	150 g	5902801267390	
LD-ORW03W-CBP4		● 4000 K							5902801267352	
LD-ORW07W-CBP4	● 3000 K	118	22						105-108	220 g
LD-ORW07W-NBP4I	● 4000 K				5902801396847					
LD-ORW13W-CBP4	13 W	● 3000 K	1020 lm		168	22	153-156	350 g	5902801266058	
LD-ORW13W-NBP4		● 4000 K							5902801266737	
LD-ORW19W-CBP4	19 W	● 3000 K	1520 lm		225	22	204-206	550 g	5902801266362	
LD-ORW19W-NBP4		● 4000 K							5902801266713	
LD-ORW24W-CBP4	24 W	● 3000 K	2000 lm		300	22	275-280	880 g	5902801266478	
LD-ORW24W-NBP4		● 4000 K							5902801266966	

OPRAWA LED TYPU DOWNLIGHT WPUSZCZANA **ORIS PLUS**

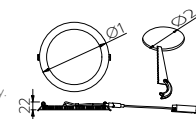
Recessed LED downlight



WARRANTY PROTECTION



Akcesoria.
Do kupienia oddzielnie.
Accessories.
Optional to buy separately.
LZ-KOI2KO-10



						Ø1	Ø2		
LD-ORW07W-CBP-10	7 W	● 3000 K	560 lm	aluminium, aluminium	105-108	118	220 g	5902801399749	
LD-ORW07W-NBP-10		● 4000 K						5902801399770	
LD-ORW13W-CBP-10	13 W	● 3000 K	1020 lm		153-156	168	350 g	5902801387845	
LD-ORW13W-NBP-10		● 4000 K						5902801387937	
LD-ORW19W-CBP-10	19 W	● 3000 K	1520 lm		204-206	225	550 g	5902801387913	
LD-ORW19W-NBP-10		● 4000 K						5902801387586	
LD-ORW24W-CBP-10	24 W	● 3000 K	2000 lm		275-280	300	880 g	5902801387869	
LD-ORW24W-NBP-10		● 4000 K						5902801387876	

OPRAWA LED TYPU DOWNLIGHT WPUSZCZANA **ORIS PLUS CCT**

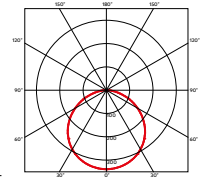
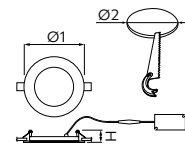
NEW



WARRANTY PROTECTION CCT



Akcesoria.
Do kupienia oddzielnie.
Accessories.
Optional to buy separately.
LZ-KOI2KO-10




LD-ORW06W-CCT-00	6 W		500 lm	aluminium, aluminium	118	22	105-108	340 g	5902801696756	
LD-ORW12W-CCT-00	12 W	● 3000 K ● 4000 K ● 6500 K	1000 lm		168	22	153-156	490 g	5902801696787	
LD-ORW18W-CCT-00	18 W		1500 lm		225	22	204-206	610 g	5902801687518	
LD-ORW24W-CCT-00	24 W		2000 lm		300	22	275-280	1000 g	5902801687532	

OPRAWA LED TYPU DOWNLIGHT WPUSZCZANA **MATIS PLUS**

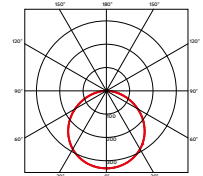
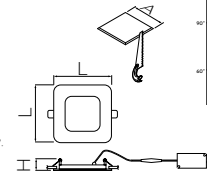
Recessed LED downlight



WARRANTY PROTECTION



Akcesoria.
Do kupienia oddzielnie.
Accessories.
Optional to buy separately.
LZ-KOI2KO-10



LD-MAW03W-CBP	3 W	● 3000 K	200 lm	aluminium, aluminium	86	22	72-75	150 g	5902801243448
LD-MAW03W-NBP		● 4000 K							5902801243653
LD-MAW07W-CBP	7 W	● 3000 K	560 lm		120	22	102-105	240 g	5902801243721
LD-MAW07W-NBP		● 4000 K							5902801243615
LD-MAW13W-CBP	13 W	● 3000 K	1020 lm		170	22	152-155	400 g	5902801243462
LD-MAW13W-NBP		● 4000 K							5902801243912
LD-MAW19W-CBP	19 W	● 3000 K	1520 lm		224	22	202-205	640 g	5902801243639
LD-MAW19W-NBP		● 4000 K							5902801243981
LD-MAW24W-CBP	24 W	● 3000 K	2000 lm		300	22	275-280	1100 g	5902801244155
LD-MAW24W-NBP		● 4000 K							5902801244056

OPRAWA LED TYPU DOWNLIGHT WPUSZCZANA **MATIS PLUS**

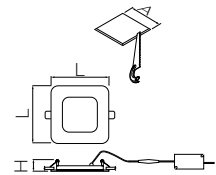
Recessed LED downlight



WARRANTY PROTECTION



Akcesoria.
Do kupienia oddzielnie.
Accessories.
Optional to buy separately.
LZ-KOI2KO-10




LD-MAW03W-CBP4	3 W	● 3000 K	200 lm	aluminium, aluminium	86	22	72-75	150 g	5902801267123
LD-MAW03W-NBP4		● 4000 K							5902801267567
LD-MAW07W-CBP4	7 W	● 3000 K	560 lm		120	22	102-105	240 g	5902801266447
LD-MAW07W-NBP4		● 4000 K							5902801266768
LD-MAW13W-CBP4	13 W	● 3000 K	1020 lm		170	22	152-155	400 g	5902801266720
LD-MAW13W-NBP4		● 4000 K							5902801267215
LD-MAW19W-CBP4	19 W	● 3000 K	1520 lm		224	22	202-205	640 g	5902801266706
LD-MAW19W-NBP4		● 4000 K							5902801266553
LD-MAW24W-NBP4	24 W	● 3000 K	2000 lm		300	22	275-280	1100 g	5902801267406
LD-MAW24W-CBP4		● 4000 K							5902801266492

OPRAWA LED TYPU DOWNLIGHT WPUSZCZANA **MATIS PLUS**

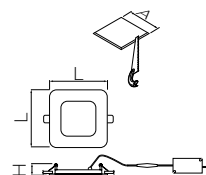
Recessed LED downlight



WARRANTY PROTECTION



Akcesoria.
Do kupienia oddzielnie.
Accessories.
Optional to buy separately.
LZ-KOI2KO-10



	W				L	H	A		
LD-MAW07W-CBP-10	7 W	3000 K	560 lm	aluminium, aluminium	120	22	102-105	240 g	5902801266447
LD-MAW07W-NBP-10		4000 K			170	22	152-155	400 g	5902801266768
LD-MAW13W-CBP-10	13 W	3000 K	1020 lm		224	22	202-205	640 g	5902801266720
LD-MAW13W-NBP-10		4000 K							5902801267215
LD-MAW19W-CBP-10	19 W	3000 K	1520 lm						5902801266706
LD-MAW19W-NBP-10		4000 K							5902801266553
LD-MAW24W-CBP-10	24 W	3000 K	2000 lm						5902801267406
LD-MAW24W-NBP-10		4000 K							5902801266492

OPRAWA LED TYPU DOWNLIGHT WPUSZCZANA **MATIS PLUS CCT**

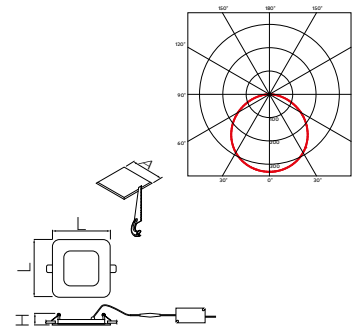
Recessed LED downlight



WARRANTY PROTECTION CCT



Akcesoria.
Do kupienia oddzielnie.
Accessories.
Optional to buy separately.
LZ-KOI2KO-10



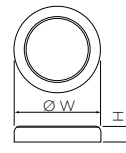
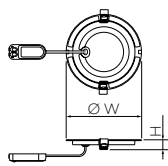
	W				L	H	A		
LD-MAW06W-CCT-00	6 W		500 lm	aluminium, aluminium	120	22	102-105	240 g	5902801687556
LD-MAW12W-CCT-00	12 W	3000 K	1000 lm		170	22	152-155	400 g	5902801687594
LD-MAW18W-CCT-00	18 W	4000 K	1500 lm		224	22	202-205	640 g	5902801687617
LD-MAW24W-CCT-00	24 W	6500 K	2000 lm		300	22	275-280	1000 g	5902801687631

OPRAWA LED **MAXIS**

LED fitting



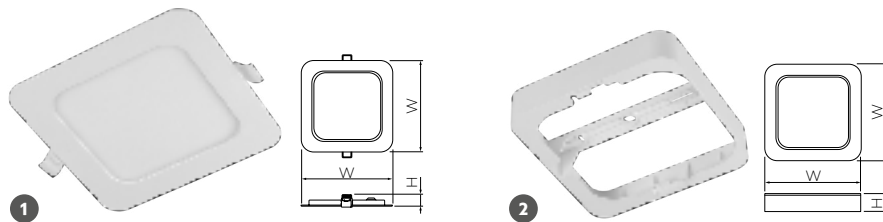
WARRANTY PROTECTION CCT INSIDE



	W				W	H		
LD-MAX06WO-CCT-00	6 W		480 lm	PC	75 g	ø128	21,5	5902801595158
LD-MAX09WO-CCT-00	9 W	3000 K	720 lm		116 g	ø145	22,2	5902801595219
LD-MAX12WO-CCT-00	12 W	4000 K	960 lm		125 g	ø170	22,3	5902801595233
LD-MAX18WO-CCT-00	18 W	6400 K	1450 lm		225 g	ø225	22,6	5902801551796
LD-MAX24WO-CCT-00	24 W		1950 lm		750 g	ø300	22,8	5902801552007
RM-MAX06WO-00					55 g	ø129,0	31,0	5902801558719
RM-MAX09WO-00					66 g	ø146,2	31,0	5902801558733
RM-MAX12WO-00					66 g	ø170,4	31,0	5902801558757
RM-MAX18WO-00					87 g	ø225,6	31,3	5902801558771
RM-MAX24WO-00					290 g	ø301,1	31,5	5902801558795

OPRAWA LED **MAXIS**

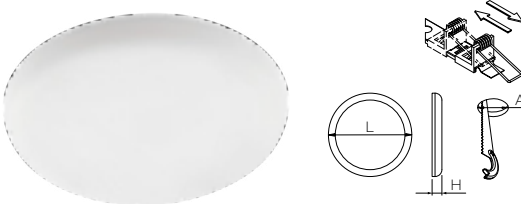
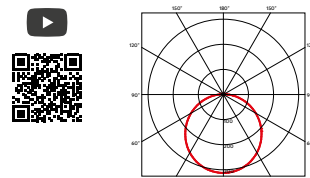
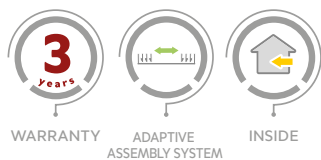
LED fitting



	W	H	W	H	W	H	W	H	W
1	LD-MAX06WK-CCT-00	6 W	480 lm	128	21,5	75 g	5902801557521		
	LD-MAX09WK-CCT-00	9 W	720 lm	145	22,2	116 g	5902801557576		
	LD-MAX12WK-CCT-00	12 W	960 lm	170	22,3	125 g	5902801557811		
	LD-MAX18WK-CCT-00	18 W	1450 lm	225	22,6	225 g	5902801557972		
	LD-MAX24WK-CCT-00	24 W	1950 lm	300	22,8	750 g	5902801558696		
2	RM-MAX06WK-00	-	-	129,0	31,0	55 g	5902801558818		
	RM-MAX09WK-00	-	-	146,2	31,0	66 g	5902801558832		
	RM-MAX12WK-00	-	-	170,4	31,0	66 g	5902801558856		
	RM-MAX18WK-00	-	-	225,6	31,3	87 g	5902801551529		
	RM-MAX24WK-00	-	-	301,1	31,5	290 g	5902801573859		

OPRAWA LED TYPU DOWNLIGHT WPUSZCZANA **SORA**

Downlight LED fitting, flush mounted



	L	H	A
LD-SRW12WOK-NB	ø120	28	ø75-105
LD-SRW18WOK-NB	ø170	28	ø75-155
LD-SRW24WOK-NB	ø225	28	ø75-205

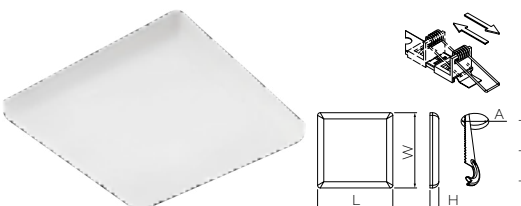
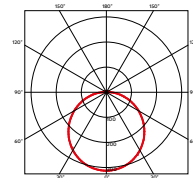
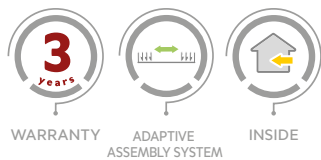
*mm



	W	W	W	W	W
LD-SRW12WOK-NB	12 W	1200 lm	220 g	5902801305498	
	LD-SRW18WOK-NB	18 W	1800 lm	320 g	5902801305979
	LD-SRW24WOK-NB	24 W	2400 lm	500 g	5902801306075

OPRAWA LED TYPU DOWNLIGHT WPUSZCZANA **SORA**

Downlight LED fitting, flush mounted



	L	W	H	A
LD-SRW12WKW-NB	120	120	20	ø75-105
LD-SRW18WKW-NB	170	170	20	ø75-155
LD-SRW24WKW-NB	225	225	20	ø75-205

*mm



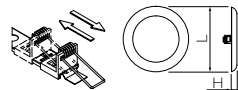
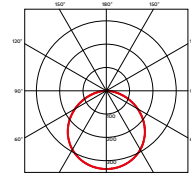
	W	W	W	W	W
LD-SRW12WKW-NB	12 W	1200 lm	250 g	5902801306082	
	LD-SRW18WKW-NB	18 W	1800 lm	390 g	5902801305672
	LD-SRW24WKW-NB	24 W	2400 lm	600 g	5902801307263

OPRAWA LED TYPU DOWNLIGHT WPUSZCZANA **MOZA**

Downlight LED fitting, flush mounted



WARRANTY ADAPTIVE ASSEMBLY SYSTEM INSIDE



Akcesoria, Accessories
LZ-KOI2KO-10
Do kupienia oddzielnie.
Optional to buy separately.

	L	H	
LD-MZ12WOK-NB	ø180	16	ø65-155
LD-MZ18WOK-NB	ø230	16	ø65-205

*mm


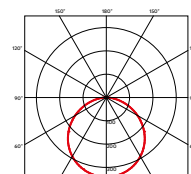
	W	Color	lm	Material	Weight	Barcode
LD-MZ12WOK-NB	12 W	4000 K	1000 lm	PC	300 g	5902801229497
LD-MZ18WOK-NB	18 W	4000 K	1500 lm	PC	390 g	5902801229329

OPRAWA LED TYPU DOWNLIGHT WPUSZCZANA **MOZA**

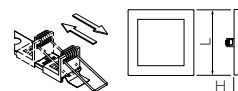
Downlight LED fitting, flush mounted



WARRANTY ADAPTIVE ASSEMBLY SYSTEM INSIDE



Akcesoria, Accessories
LZ-KOI2KO-10
Do kupienia oddzielnie.
Optional to buy separately.



	L	H	
LD-MZ12WKW-NB	ø180	16	ø65-155
LD-MZ18WKW-NB	ø230	16	ø65-205

*mm

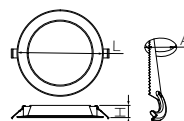
	W	Color	lm	Material	Weight	Barcode
LD-MZ12WKW-NB	12 W	4000 K	1000 lm	PC	480 g	5902801229510
LD-MZ18WKW-NB	18 W	4000 K	1500 lm	PC	570 g	5902801229428

OPRAWA LED TYPU DOWNLIGHT WPUSZCZANA **LOUIS**

Recessed LED downlight



WARRANTY PROVIDED BY SAMSUNG INSIDE



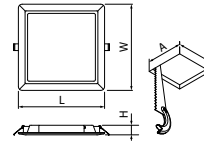
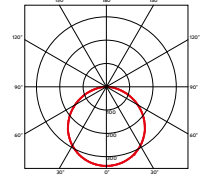
	L	H	A
LD-LSWO03W-NB	ø90	24	ø75
LD-LSWO06W-NB	ø90	24	ø75
LD-LSWO15W-NB	ø150	24	ø135
LD-LSWO24W-NB	ø225	24	ø206

*mm

	W	Color	lm	Material	Weight	Barcode
LD-LSWO03W-NB	3 W	4000 K	240 lm	PC	51 g	5902801226113
LD-LSWO06W-NB	6 W	4000 K	480 lm	PC	54 g	5902801226397
LD-LSWO15W-NB	15 W	4000 K	1200 lm	PC	133 g	5902801226373
LD-LSWO24W-NB	24 W	4000 K	1920 lm	PC	245 g	5902801225949

OPRAWA LED TYPU DOWNLIGHT WPUSZCZANA **LOUIS**

Recessed LED downlight



	L	W	H	A
LD-LSWK03W-NB	86	86	24	75
LD-LSWK06W-NB	86	86	24	75
LD-LSWK15W-NB	150	150	24	135
LD-LSWK24W-NB	225	225	24	206

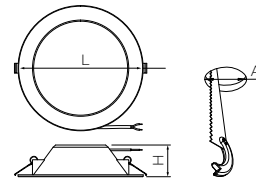
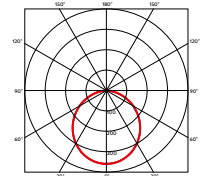
*mm



	W	lm	Material	g	Barcode
LD-LSWK03W-NB	3 W	240 lm	PC	53 g	5902801226205
LD-LSWK06W-NB	6 W	480 lm		60 g	5902801225956
LD-LSWK15W-NB	15 W	1200 lm		148 g	5902801226427
LD-LSWK24W-NB	24 W	1920 lm		280 g	5902801226410

OPRAWA LED TYPU DOWNLIGHT WPUSZCZANA **DENVER**

Recessed LED downlight



	L	H	A
LD-DNV15W-NB	ø138	54	ø105
LD-DNV20W-NB	ø175	54	ø142
LD-DNV30W-NB	ø225	54	ø180

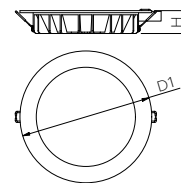
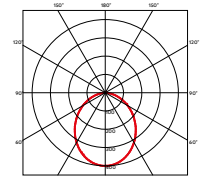
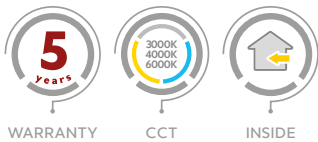
*mm



	W	lm	Material	PF	g	Barcode
LD-DNV15W-NB	15 W	1350 lm	PC	PF > 0.5	141 g	5902801226052
LD-DNV20W-NB	20 W	1800 lm			212 g	5902801226014
LD-DNV30W-NB	30 W	2700 lm			331 g	5902801226182

OPRAWA LED TYPU DOWNLIGHT WPUSZCZANA **AREZZO**

Recessed LED downlight



	D1	H
LD-ARZ18W-CCT	ø145	30
LD-ARZ25W-CCT	ø190	30
LD-ARZ35W-CCT	ø225	30

*mm




	W	lm	Material	g	Barcode
LD-ARZ18W-CCT	18 W	1800 lm	aluminium, aluminium	500 g	5902801281884
LD-ARZ25W-CCT	25 W	2500 lm		525 g	5902801278112
LD-ARZ35W-CCT	35 W	3500 lm		660 g	5902801278136

OPRAWA LED TYPU DOWNLIGHT WPUSZCZANA **VOLARE**

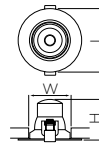
Recessed LED downlight



WARRANTY



Aksesoria. Do kupienia oddzielnie.
Accessories. Optional to buy separately.
LZ-KOI2KO-10



	L	W	H
LD-VLROK0538-CB	ø90	75	45
LD-VLROK0538-NB	ø90	75	45
LD-VLROK1038-CB	ø104	80	60
LD-VLROK1038-NB	ø104	80	60

*mm

Folder	W	Color	Beam	Material	Weight	Barcode
LD-VLROK0538-CB	5 W	3000 K	400 lm	PC	75 g	5902801015830
LD-VLROK0538-NB		4000 K				5902801299254
LD-VLROK1038-CB	10 W	3000 K	800 lm		120 g	5902801015885
LD-VLROK1038-NB		4000 K				5902801299438

OPRAWA LED TYPU DOWNLIGHT WPUSZCZANA **VOLARE**

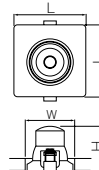
Recessed LED downlight



WARRANTY



Aksesoria. Do kupienia oddzielnie.
Accessories. Optional to buy separately.
LZ-KOI2KO-10



	L	W	H
LD-VLRKW0538-CB	90	75	45
LD-VLRKW0538-NB	90	75	45
LD-VLRKW1038-CB	104	80	60
LD-VLRKW1038-NB	104	80	60

*mm

Folder	W	Color	Beam	Material	Weight	Barcode
LD-VLRKW0538-CB	5 W	3000 K	400 lm	PC	75 g	5902801015823
LD-VLRKW0538-NB		4000 K				5902801299063
LD-VLRKW1038-CB	10 W	3000 K	800 lm		120 g	5902801015854
LD-VLRKW1038-NB		4000 K				5902801299353

OPRAWA LED TYPU DOWNLIGHT WPUSZCZANA **VOLARE CCT**

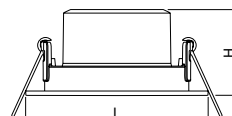
Recessed LED downlight

NEW



WARRANTY

CCT



	L	H
LD-VLRKW5W-CCT-00	85	39
LD-VLRKW7W-CCT-00	85	39
LD-VLRKW9W-CCT-00	110	40

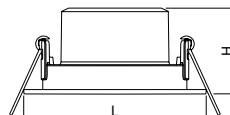
*mm

Folder	W	Color	Beam	Material	Barcode
LD-VLRKW5W-CCT-00	5 W	3000 K	400 lm	PA	5902801613661
LD-VLRKW7W-CCT-00	7 W	4000 K	560 lm		5902801613739
LD-VLRKW9W-CCT-00	9 W	6000 K	720 lm		5902801613791

OPRAWA LED TYPU DOWNLIGHT WPUSZCZANA **VOLARE CCT**

Recessed LED downlight

NEW



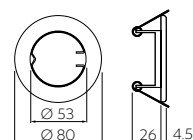

	L	H
LD-VLRKW5W-CCT-00	85	39
LD-VLRKW7W-CCT-00	85	39
LD-VLRKW9W-CCT-00	110	40

*mm

Folder	W	Color	lm	Beam	Weight	Barcode
LD-VLROK5W-CCT-00	5 W	3000 K	400 lm	PA	75 g	5902801613623
LD-VLROK7W-CCT-00	7 W	4000 K	560 lm			5902801613715
LD-VLROK9W-CCT-00	9 W	6000 K	720 lm			5902801613777

OPRAWA SUFITOWA PUNKTOWA **PARMA**

Ceiling spot light fixture



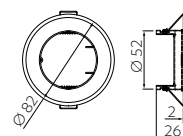

Aksesoria. Do kupienia oddzielnie.
Accessories. Optional to buy separately.
GZ-MR16-0000

Folder	W	Material	Finish	Weight	Barcode
1 OP-PAST1-01	max 50 W	stal, steel	chrom, chrome	40 g	5908231384195
2 OP-PAST1-02			inox, inox		5908231384232
3 OP-PAST1-10			biały, white		5908231384171
4 OP-PAST1-21			czarny chrom, black chrome		5908231384188
5 OP-PAST1-30			patyna, weathered		5908231384201



OPRAWA SUFITOWA PUNKTOWA **PARMA III**

Ceiling spot light fixture



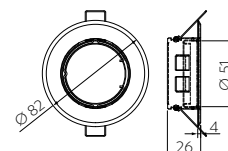
Aksesoria. Do kupienia oddzielnie.
Accessories. Optional to buy separately.
GZ-MR16-0000

Folder	W	Material	Finish	Weight	Barcode
1 OP-PADST3-01	max 50 W	stal, steel,	chrom, chrome	60 g	5902801387524
2 OP-PADST3-10			biały, white		5902801387449
3 OP-PADST3-21			czarny chrom, black chrome		5902801387760
4 OP-PADST3-52			satyna, satin		5902801387555
5 OP-PADST3-61			stare złoto, antique gold		5902801399794



OPRAWA SUFITOWA PUNKTOWA UCHYLNA **PARMA III**

Tilt-down ceiling fixture



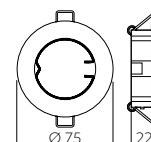
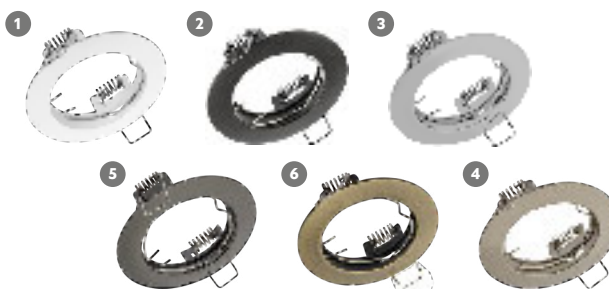
Aksesoria.
Do kupienia oddzielnie.
Accessories.
Optional to buy separately.
GZ-MR16-0000



1	OP-PADRK3-01	max 50 W	stal, steel	chrom, chrome	60 g	5902801387616
2	OP-PADRK3-10			biały, white		5902801387517
3	OP-PADRK3-21			czarny chrom, black chrome		5902801387647
4	OP-PADRK3-52			satyna, satin		5902801387609
5	OP-PADRK3-61			stare złoto, antique gold		5902801387593

OPRAWA SUFITOWA PUNKTOWA **PORTO**

Ceiling spot light fixture



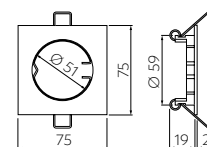

Aksesoria.
Do kupienia oddzielnie.
Accessories.
Optional to buy separately.
GZ-MR16-0000



1	OP-PROD3-00	max 50 W	aluminium, aluminium	czarny, black	40 g	5902801478505
2	OP-PROD3-10			biały, white		5902801478550
3	OP-PROD3-01			chrom, chrome		5908231384225
4	OP-PROD3-02			inox, inox		5908231384249
5	OP-PROD3-21			czarny chrom, black chrome		5908231384256
6	OP-PROD3-30			patyna, weathered		5908231384263

OPRAWA SUFITOWA PUNKTOWA **PORTO**

Ceiling spot light fixture




Aksesoria.
Do kupienia oddzielnie.
Accessories.
Optional to buy separately.
GZ-MR16-0000



1	OP-PROD4-10	max 50 W	aluminium, aluminium	biały, white	50 g	5902801478635
2	OP-PROD4-00			czarny, black		5902801478659
3	OP-PROD4-01			chrom, chrome		5901867101617
4	OP-PROD4-02			inox, inox		5901867101631
5	OP-PROD4-21			czarny chrom, black chrome		5901867101624
6	OP-PROD4-30			patyna, weathered		5901867101648

▶ OPRAWA SUFITOWA PUNKTOWA UCHYLNA **PORTO K**

Tilt-down ceiling fixture



Aksesoria.
Do kupienia oddzielnie.
Accessories.
Optional to buy separately.


GZ-MR16-0000

1	OP-PRAN5-00	max 50 W	aluminium, aluminium	czarny, black	5902801478611
2	OP-PRAN5-10			biały, white	5902801478574
3	OP-PRAN5-01			chrom, chrome	5908231384270
4	OP-PRAN5-02			inox, inox	5908231384287
5	OP-PRAN5-21			czarny chrom, black chrome	5908231384294
6	OP-PRAN5-30			patyna, weathered	5908231384300
				80 g	



▶ OPRAWA SUFITOWA PUNKTOWA UCHYLNA **PORTO K**

Tilt-down ceiling fixture



Aksesoria.
Do kupienia oddzielnie.
Accessories.
Optional to buy separately.

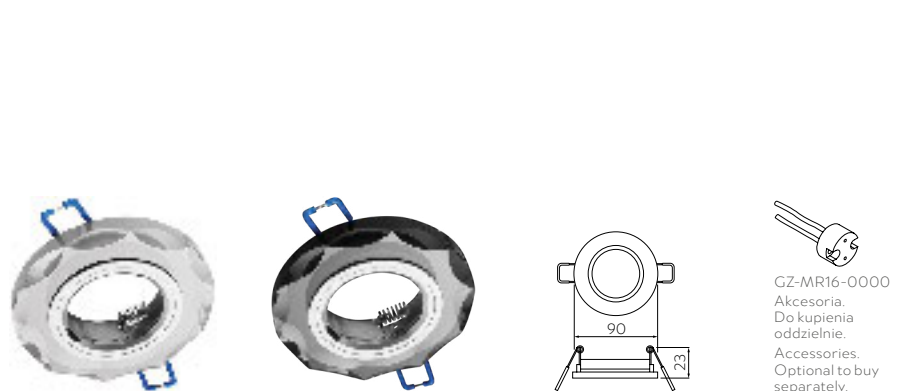
GZ-MR16-0000

1	OP-PRAN6-10	max 50 W	aluminium, aluminium	biały, white	5902801478673
2	OP-PRAN6-00			czarny, black	5902801478727
3	OP-PRAN6-01			chrom, chrome	5901867101655
4	OP-PRAN6-02			inox, inox	5901867101686
5	OP-PRAN6-21			czarny chrom, black chrome	5901867101679
6	OP-PRAN6-30			patyna, weathered	5901867101662
				60 g	



▶ OPRAWA SUFITOWA PUNKTOWA **BRILLANTE**

Ceiling spot light fixture



GZ-MR16-0000
Aksesoria.
Do kupienia oddzielnie.
Accessories.
Optional to buy separately.

	OP-OPROKR-10	max 50 W	szkło, glass	biały, white	5901867109699
	OP-OPROKR-21			czarny, black	5901867109705
				130 g	



▶ OPRAWA SUFITOWA PUNKTOWA **BRILLANTE**
Ceiling spot light fixture



GZ-MR16-0000
Akcesoria.
Do kupienia oddzielnie.
Accessories.
Optional to buy separately.

OP-OPRKWT-10	max 50 W	szkło, glass	biały, white	130 g	5901867109675
OP-OPRKWT-21			czarny, black		5901867109682

▶ OPRAWA SUFITOWA PUNKTOWA UCHYLNA **MORENA**
Tilt-down ceiling fixture



GZ-MR16-0000
Akcesoria.
Do kupienia oddzielnie.
Accessories.
Optional to buy separately.

OP-OPRKW1-80	max 50 W	aluminium, aluminium	srebrny, silver	50 g	5901867127839
OP-OPRKW1-20			czarny, black		5901867127853

▶ OPRAWA SUFITOWA PUNKTOWA UCHYLNA **MORENA**
Tilt-down ceiling fixture

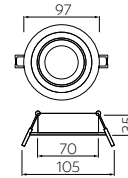


GZ-MR16-0000
Akcesoria.
Do kupienia oddzielnie.
Accessories.
Optional to buy separately.

OP-OPROK1-80	max 50 W	aluminium, aluminium	srebrny, silver	50 g	5901867127792
OP-OPROK1-20			czarny, black		5901867127815

▶ OPRAWA SUFITOWA PUNKTOWA **CANNA**

Tilt-down ceiling fixture



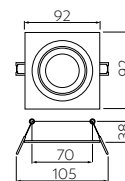
GZ-MR16-0000
Akcesoria.
Do kupienia oddzielnie.
Accessories.
Optional to buy
separately.



OP-CANOKB-10	max 50 W	aluminium, aluminium	biały, white	55 g	5902801480225
OP-CANOKC-00			czarny, black		5902801478703

▶ OPRAWA SUFITOWA PUNKTOWA **CANNA**

Tilt-down ceiling fixture



GZ-MR16-0000
Akcesoria.
Do kupienia oddzielnie.
Accessories.
Optional to buy
separately.

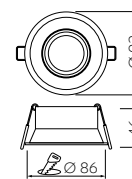


OP-CANKWB-10	max 50 W	aluminium, aluminium	biały, white	55 g	5902801489570
OP-CANKWC-00			czarny, black		5902801489648

▶ OPRAWA SUFITOWA PUNKTOWA UCHYLNA **SALTO**

Tilt-down ceiling fixture

360°



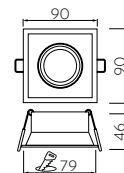

GZ-MR16-0000
Akcesoria.
Do kupienia oddzielnie.
Accessories.
Optional to buy
separately.



OP-SALOK-10	max 50 W	aluminium, aluminium	biały, white	97 g	5901867197573
OP-SALOK-00			czarny, black		5902801433757

▶ OPRAWA SUFITOWA PUNKTOWA UCHYLNA **SALTO**
Tilt-down ceiling fixture

360°



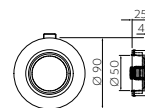
GZ-MR16-0000
Akcesoria.
Do kupienia oddzielnie.
Accessories.
Optional to buy separately.



OP-SALKW-10	max 50 W	aluminium, aluminium	biały, white	98 g	5901867197580
OP-SALKW-00			czarny, black		5902801433559

▶ OPRAWA SUFITOWA PUNKTOWA **PALACE II**
Ceiling spot light fixture

360°



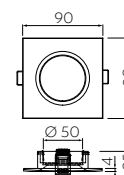

GZ-MR16-0000
Akcesoria.
Do kupienia oddzielnie.
Accessories.
Optional to buy separately.



OP-PALACEDOK-10	max 50 W	szkło, glass	biały, white	125 g	5902801130038
OP-PALACEDOK-20			czarny, black		5902801130083

▶ OPRAWA SUFITOWA PUNKTOWA **PALACE II**
Ceiling spot light fixture

360°



GZ-MR16-0000
Akcesoria.
Do kupienia oddzielnie.
Accessories.
Optional to buy separately.



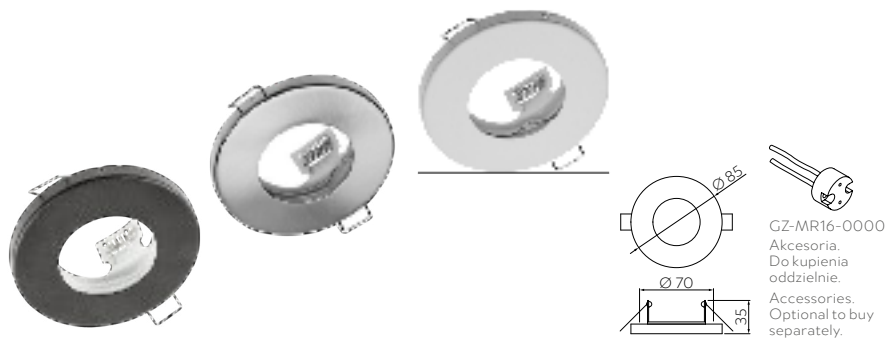
OP-PALACEDKW-10	max 50 W	szkło, glass	biały, white	165 g	5902801130052
OP-PALACEDKW-20			czarny, black		5902801130069

▶ OPRAWA SUFITOWA PUNKTOWA **MAREA**

Ceiling spot light fixture



PROTECTION



GZ-MR16-0000
Akcesoria.
Do kupienia
oddzielnie.
Accessories.
Optional to buy
separately.



Folder	Watt	Material	Color	Weight	Barcode
OP-MAROK-00	max 50 W	stal, steel	czarny, black	95 g	5902801433092
OP-MAROK-10			biały, white		5901867197597
OP-MAROK-02			inox, inox		5901867197603

▶ OPRAWA SUFITOWA PUNKTOWA **ARIES**

Ceiling spot light fixture



GZ-MR16-0000
Akcesoria.
Do kupienia
oddzielnie.
Accessories.
Optional to buy
separately.



Folder	Watt	Material	Color	Weight	Barcode
1 OP-ARIOK-11	max 20 W	PC	czarny, black	50 g	5902801440564
2 OP-ARIOK-22			czarny chrom, black chrome		5902801440250
3 OP-ARIOK-23			chrom, chrome		5902801440267
4 OP-ARIOK-13			złoto, gold		5902801441295

▶ OPRAWA SUFITOWA PUNKTOWA **ARIES**

Ceiling spot light fixture



GZ-MR16-0000
Akcesoria.
Do kupienia
oddzielnie.
Accessories.
Optional to buy
separately.

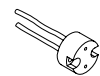
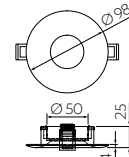


Folder	Watt	Material	Color	Weight	Barcode
1 OP-ARIKW-11	max 20 W	PC	biały/czarny, white/black	60 g	5902801442582
2 OP-ARIKW-22			czarny chrom, black chrome	50 g	5902801442810
3 OP-ARIKW-23			chrom, chrome		5902801441790
4 OP-ARIKW-13			złoto, gold		5902801400131

▶ OPRAWA SUFITOWA PUNKTOWA **AURORA**

Ceiling spot light fixture

360°



GZ-MR16-0000
Akcesoria.
Do kupienia
oddzielnie.
Accessories.
Optional to buy
separately.

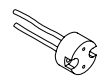
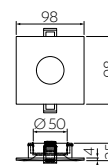



Folder	W	Material	Kolor	Masa	Barcode
OP-AUROKB-10	max 50 W	aluminium, aluminium	biały, white	100 g	5902801238819
OP-AUROKS-52			satyna, satin		5902801239731
OP-AUROKC-00			czarny, black		5902801267895

▶ OPRAWA SUFITOWA PUNKTOWA **AURORA**

Ceiling spot light fixture

360°



GZ-MR16-0000
Akcesoria.
Do kupienia
oddzielnie.
Accessories.
Optional to buy
separately.



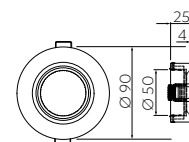
Folder	W	Material	Kolor	Masa	Barcode
OP-AURKWB-10	max 50 W	aluminium, aluminium	biały, white	130 g	5902801239991
OP-AURKWS-52			satyna, satin		5902801240034
OP-AURKWC-00			czarny, black		5902801267901

▶ OPRAWA SUFITOWA PUNKTOWA **ALESSIO**

Ceiling spot light fixture



360°



Akcesoria.
Do kupienia
oddzielnie.
Accessories.
Optional to buy
separately.
GZ-MR16-0000

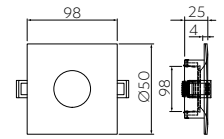



Folder	W	Material	Kolor	Masa	Barcode
OP-ALSOK-10	max 50 W	aluminium, aluminium	biały, white	100 g	5902801242250
OP-ALSOK-00			czarny, black		5902801242618
OP-ALSOK-52			satyna, satin		5902801242687

▶ OPRAWA SUFITOWA PUNKTOWA **ALESSIO**

Ceiling spot light fixture

360°



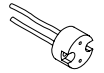
Aksesoria. Do kupienia oddzielnie.
Accessories. Optional to buy separately.
GZ-MR16-0000



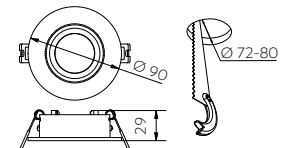
Folder	W	Material	Color	Weight	Barcode
OP-ALSKW-10	max 50 W	aluminium, aluminium	biały, white	130 g	5902801243479
OP-ALSKW-00			czarny, black		5902801242007
OP-ALSKW-52			satyna, satin		5902801243585

▶ OPRAWA SUFITOWA PUNKTOWA UCHYLNA **LINTO**

Tilt-down ceiling fixture



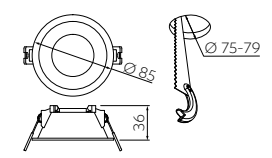
GZ-MR16-0000
Aksesoria. Do kupienia oddzielnie.
Accessories. Optional to buy separately.



Folder	W	Material	Color	Weight	Barcode
OP-LINTOK-00	max 20 W LED only	PC	czarny, black	40 g	5902801320170
OP-LINTOK-10			biały, white		5902801320132
OP-LINTOK-52			biały/czarny, white/black		5902801320484

▶ OPRAWA SUFITOWA PUNKTOWA **KERLA**

Ceiling spot light fixture



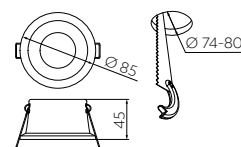
Aksesoria. Do kupienia oddzielnie.
Accessories. Optional to buy separately.
GZ-MR16-0000



Folder	W	Material	Color	Weight	Barcode
OP-KERLKW-10	max 20 W LED only	PC	biały, white	25 g	5902801320026
OP-KERLKW-00			czarny, black		5902801320507

OPRAWA SUFITOWA PUNKTOWA **ELVA**

Ceiling spot light fixture



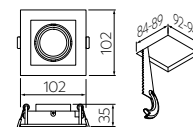

Aksesoria. Do kupienia oddzielnie.
Accessories. Optional to buy separately.
GZ-MR16-0000



	📁	⊕	📦	🚫	🏠	📊
1	OP-ELVAOBB-10	max 20 W	aluminium/ szkło, aluminium/ glass	biały, white	145 g	5902801365997
2	OP-ELVAOCC-00			czarny, black		5902801366017
3	OP-ELVAOBC-11			biały/czarny, white/black		5902801366215
4	OP-ELVAOBM-13			biały/złoty, white/gold		5902801366239
5	OP-ELVAOCM-03			czarny/złoty, black/gold		5902801366611

OPRAWA SUFITOWA PUNKTOWA UCHYLNA **RUBIO**

Tilt-down ceiling fixture



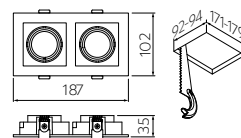

Aksesoria. Do kupienia oddzielnie.
Accessories. Optional to buy separately.
GZ-MR16-0000



	📁	⊕	📦	🚫	🏠	📊
	OP-RUBIOKW1-10	max 10 W LED only	PC	biały, white	42 g	5902801319655
	OP-RUBIOKW1-00			czarny, black		5902801319600

OPRAWA SUFITOWA PUNKTOWA UCHYLNA **RUBIO**

Tilt-down ceiling fixture




GZ-MR16-0000
Aksesoria. Do kupienia oddzielnie.
Accessories. Optional to buy separately.



	📁	⊕	📦	🚫	🏠	📊
	OP-RUBIOKW2-10	max 10 W LED only	PC	biały, white	84 g	5902801319686
	OP-RUBIOKW2-00			czarny, black		5902801319846

▶ **OPRAWA NA WYŚIĘNIKU KATANI**

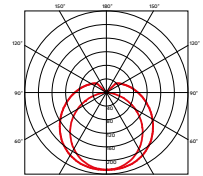
Fixture with arm



	W	lm	4000 K	L mm				
LD-KAT400-01	8 W	640 lm	● 4000 K	400	chrom, chrome	aluminium + PC, aluminium + PC	250 g	5902801399077
LD-KAT600-01	12 W	960 lm		600	chrom, chrome		430 g	5902801399299
LD-KAT400-10	8 W	640 lm		400	czarny, black	250 g	5902801399428	
LD-KAT600-10	12 W	960 lm		600	czarny, black	430 g	5902801399336	
LD-KAT400-00	8 W	640 lm		400	biały, white	250 g	5902801399695	
LD-KAT600-00	12 W	960 lm		600	biały, white	430 g	5902801399664	

▶ **OPRAWA LED ZITA**


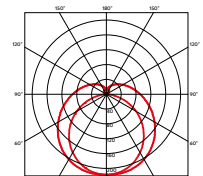
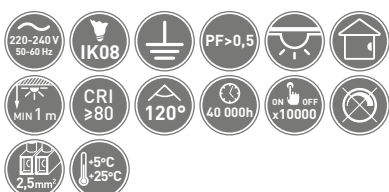
LED fixture



	W	4000 K	lm					
LD-ZIT600W-01	15 W	● 4000 K	1200 lm	chrom, chrome	aluminium + PC, aluminium + PC	460 g	5902801399329	
LD-ZIT600W-00				biały, white			5902801399466	

▶ **OPRAWA LED JASMIN**

LED fixture



	W	4000 K	lm					
LD-JAS15W-40	15 W	● 4000 K	1200 lm	biały, white	PC	760 g	5902801200540	

▶ **OPRAWA ŚCIENNA SANTO BIS**
Wall light fixture



OS-SAN20WOK1B-10	max 20 W	biały, white	aluminium, aluminium	310 g	5902801336300
OS-SAN20WOK1B-00		czarny, black			5902801336355

▶ **OPRAWA ŚCIENNA VENETO**
Wall light fixture



OS-VEN20WO1-00	max 20 W	biały, white	aluminium, aluminium	256 g	5902801442988
OS-VEN20WO1-10		czarny, black			5902801443237

▶ **OPRAWA ŚCIENNA SOLIS**
Wall light fixture



OS-SOL-GU10-00	max 50 W	biały, white	aluminium, aluminium	226 g	5902801435522
OS-SOL-GU10-10		czarny, black			5902801428982

▶ OPRAWA ŚCIENNA **ORIO**

Wall light fixture



WARRANTY GU10



OS-ORI-GU10-00	max 20 W	biały, white	aluminium, aluminium	350 g	5902801391224
OS-ORI-GU10-10		czarny, black		350 g	5902801391019

▶ OPRAWA ŚCIENNA **CAMPIONE**

Wall light fixture



WARRANTY G9 DOUBLE-SIDED LIGHTING




OS-CAMD40WG9OK-10	max 40 W	biały, white	aluminium, aluminium	259 g	5902801412509
OS-CAMD40WG9OK-00		czarny, black			5902801412578

▶ OPRAWA ŚCIENNA **CAMPIONE**

Wall light fixture



WARRANTY G9 DOUBLE-SIDED LIGHTING



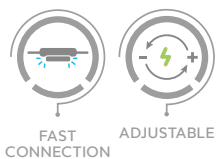
OS-CAMD40WG9KW-10	max 40 W	biały, white	aluminium, aluminium	234 g	5902801412547
OS-CAMD40WG9KW-00		czarny, black			5902801438806



ORIO

▶ PLAFONIERA LED **MARS**

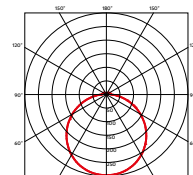
LED ceiling light fixture



LD-MAR24W-12W-CCT-00		3000 K			biała, white		5902801499913
LD-MAR24W-12W-CCT-10	24-18-12 W	4000 K	100 lm/W	PP	czarna, black	780 g	5902801499937
LD-MAR24W-12W-CCT-15		6500 K			szara, gray		5902801499951

▶ PLAFONIERA LED **BESA**

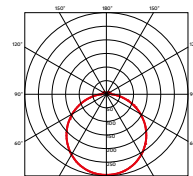
LED ceiling light fixture



LD-BES24WOK-40		4000 K			biała, white		5902801041532
LD-BES24WOK-30	24 W	3000 K	2400 lm	PC	czarna, black	880 g	5902801289255
LD-BES24WOKBL-30		3000 K			czarna, black		5902801403767

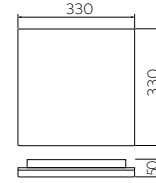
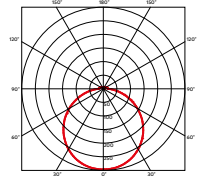
▶ PLAFONIERA LED **BESA**

LED ceiling light fixture



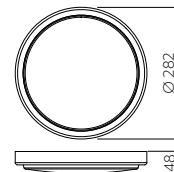
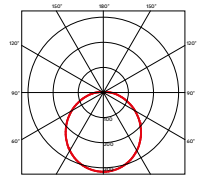
LD-BES24WOK-DIM-30		3000 K			biała, white		5902801421143
LD-BES24WOKBL-DIM-30	24 W		2400 lm	PC	czarna, black	880 g	5902801467394
LD-BES24WOKBL-DIM-40		4000 K			czarna, black		5902801517808

▶ PLAFONIERA LED **BESA**
LED ceiling light fixture



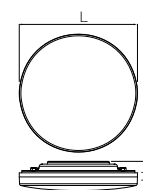
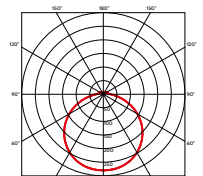
LD-BES24WKW-30	24 W	● 3000 K	2400 lm	PC	biala, white	880 g	5902801289385
LD-BES24WKW-40		● 4000 K					5902801041891

▶ PLAFONIERA LED **MOON**
LED ceiling light fixture



LD-MOON12W-NB	12 W	● 4000 K	1200 lm	PC/PC	biala, white	630 g	5902801219443
LD-MOON18W-NB	18 W		1800 lm				5902801219498

▶ PLAFONIERA LED **FENIX**
LED ceiling light fitting



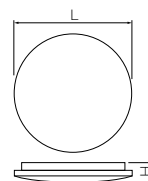
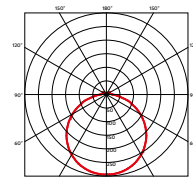
	L	H
LD-FEN20W-NW-00	295	81
LD-FEN30W-NW-00	345	83

*mm

LD-FEN20W-NW-00	20 W	● 4000 K	2000 lm	akryl, acrylic	bialy, white	0,5	850 g	5902801326318
LD-FEN30W-NW-00	30 W		3000 lm			0,9	900 g	5902801326424

▶ PLAFONIERA LED **SATURN BIS**

LED ceiling light fitting



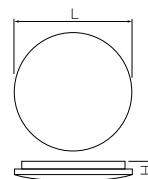
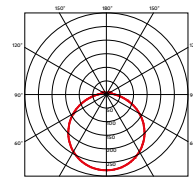
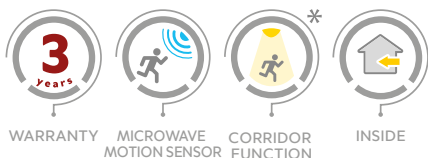
	L	H
LD-SATU12W-NW-00	253	55
LD-SATU18W-NW-00	315	60
LD-SATU24W-NW-00	375	60
LD-SATU32W-NW-00	375	60
LD-SATU48W-NW-00	475	65

*mm

Model	Power (W)	Color Temp (K)	Lumen (lm)	Material	Finish	PF	Weight (g)	Barcode
LD-SATU12W-NW-00	12 W	● 4000 K	960 lm	akryl, acrylic	biały, white	0,5	550 g	5902801391958
LD-SATU18W-NW-00	18 W		1440 lm				860 g	5902801391941
LD-SATU24W-NW-00	24 W		1920 lm				1190 g	5902801392146
LD-SATU32W-NW-00	32 W		2560 lm			1400 g	5902801367045	
LD-SATU48W-NW-00	48 W		4020 lm			2430 g	5902801334269	

▶ PLAFONIERA LED Z MIKROFALOWYM CZUJNIKIEM RUCHU **SATURN**

LED ceiling light fixture with a microwave motion sensor



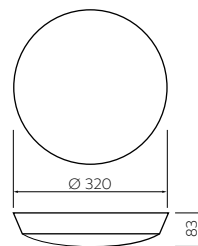
	L	H
LD-SATU12WM-NB	ø245	59
LD-SATU18WM-NB	ø290	61
LD-SATU24WM-NB	ø315	67

*mm

Model	Power (W)	Color Temp (K)	Lumen (lm)	Material	Finish	Weight (g)	Barcode
LD-SATU12WM-NB	12 W	● 4000 K	900 lm	akryl, acrylic	biały, white	390 g	5902801285134
LD-SATU18WM-NB*	18 W		1300 lm			520 g	5902801285264
LD-SATU24WM-NB*	24 W		1600 lm			660 g	5902801285110

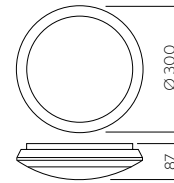
▶ PLAFONIERA LED **KIOTO**

LED ceiling light fitting



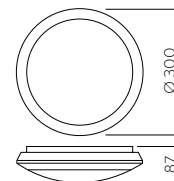
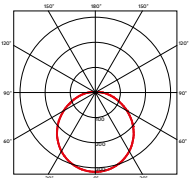
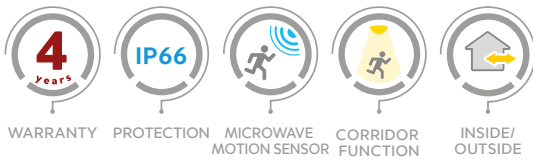
Model	Power (W)	Color Temp (K)	Lumen (lm)	Material	Finish	Weight (g)	Barcode
LD-KOT16W-NW	16 W	● 4000 K	1600 lm	tworzywo, plastic	biały, white	880 g	5902801595097
LD-KOT16W3H-NW*						3 h	1002 g

▶ PLAFONIERA LED **TOKIO**
LED ceiling light fixture



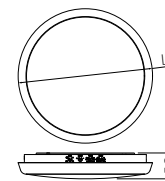
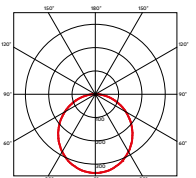
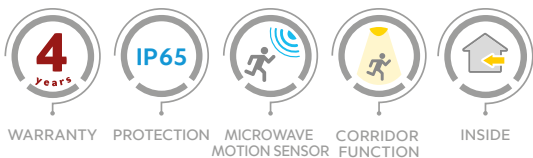
LD-TOK22W-40	22 W	4000 K	2000 lm	PC / PC	biała, white	1000 g	5902801283888

▶ PLAFONIERA LED Z MIKROFALOWYM CZUJNIKIEM RUCHU **TOKIO**
LED ceiling light fixture with a microwave motion sensor



LD-TOK16WD-40	16 W	4000 K	1200 lm	PC/PC	biała, white	1000 g	5902801001840
LD-TOK22WD-40	22 W		2000 lm				5902801001826

▶ PLAFONIERA LED Z MIKROFALOWYM CZUJNIKIEM RUCHU **OSAKA**
LED ceiling light fixture with microwave sensor

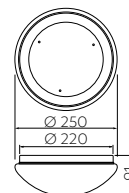
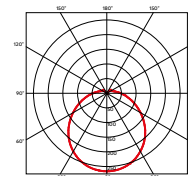
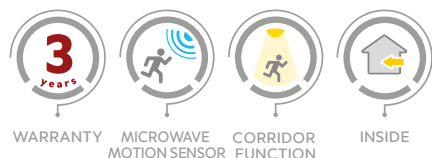


	L
LD-OSA16WD-40	Ø260
LD-OSA22WD-40	Ø300
	*mm

LD-OSA16WD-40	16 W	4000 K	1450 lm	PC/PC	biała, white	880 g	5902801284892
LD-OSA22WD-40	22 W		2000 lm			920 g	5902801282188

▶ PLAFONIERA LED Z MIKROFALOWYM CZUJNIKIEM RUCHU **ASTI**

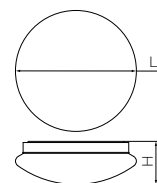
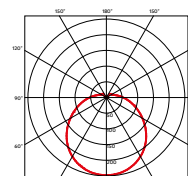
LED ceiling light fitting with a microwave motion sensor



LD-ASTID13-NW-00	13 W	4000 K	1100 lm	tworzywo sztuczne, plastic	biała, white	450 g	5902801360558

▶ PLAFONIERA LED **ASTRA**

LED ceiling light fitting



	L	H
LD-ASTR12W-NW-00	250	82
LD-ASTR18W-NW-00	330	95
LD-ASTR24W-NW-00	375	108

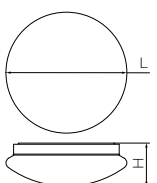
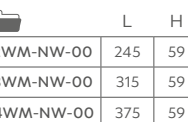
*mm



LD-ASTR12W-NW-00	12 W	4000 K	960 lm	akryl, acrylic	biała, white	530 g	5902801391934
LD-ASTR18W-NW-00	18 W		1440 lm			880 g	5902801391354
LD-ASTR24W-NW-00	24 W		1920 lm			1180 g	5902801391965

▶ PLAFONIERA LED Z MIKROFALOWYM CZUJNIKIEM RUCHU **ASTRA**

LED ceiling light fitting with a microwave motion sensor



	L	H
LD-ASTR12WM-NW-00	245	59
LD-ASTR18WM-NW-00	315	59
LD-ASTR24WM-NW-00	375	59

*mm

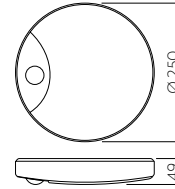
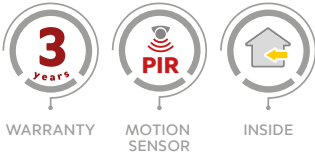


LD-ASTR12WM-NW-00	12 W	4000 K	960 lm	akryl, acrylic	biała, white	600 g	5902801392177
LD-ASTR18WM-NW-00	18 W		1440 lm			950 g	5902801350221
LD-ASTR24WM-NW-00	24 W		1920 lm			1250 g	5902801350238



▶ PLAFONIERA LED Z CZUJNIKIEM RUCHU **LOGOS**

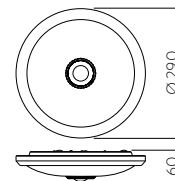
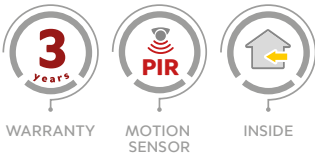
LED ceiling light fixture with motion sensor



LD-LOG16W-LED	16 W	4000 K	1200 lm	tworzywo sztuczne, plastic	biała, white	508 g	5901867197085

▶ PLAFONIERA LED Z CZUJNIKIEM RUCHU **ITALIA**

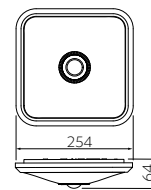
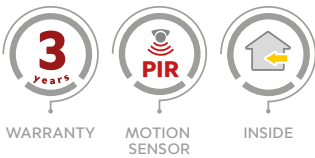
LED ceiling light fixture with motion sensor



OS-ITL12W-LED	12 W	4000 K	900 lm	PC	biała, white	560 g	5901867158291
OS-ITL16W-LED	16 W		1200 lm				5901867197016

▶ PLAFONIERA LED Z CZUJNIKIEM RUCHU **ITALIA**

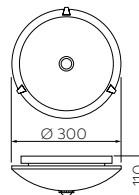
LED ceiling light fixture with motion sensor



OS-ITL12WKW-LED	12 W	4000 K	900 lm	PC	biała, white	420 g	5902801282089

▶ PLAFONIERA Z CZUJNIKIEM RUCHU

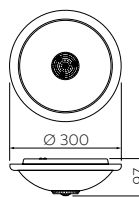
Ceiling fixture with motion sensor



OS-PLCRKM-00	szkło + metal, glass + metal	mleczny, soft white	1320 g	5908231302885

▶ PLAFONIERA Z CZUJNIKIEM RUCHU **VIZELA**

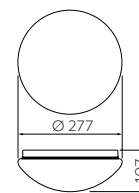
Ceiling fixture with motion sensor



OS-PLCRKZ-00	szkło + metal, glass + metal	biały, white	860 g	5908231339973

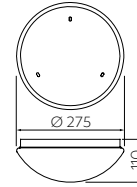
▶ PLAFONIERA Z MIKROFALOWYM CZUJNIKIEM RUCHU

Ceiling fixture with microwave motion sensor



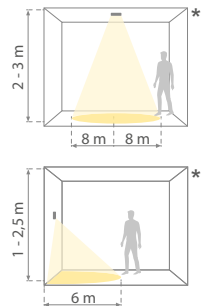
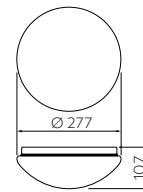
OS-PLCZMI-00	tworzywo, plastic	mleczny, soft white	500 g	5908231336996

▶ PLAFONIERA
Ceiling fixture



OS-PLCZOO-00	tworzywo, plastic,	mleczny, soft white,	300 g	5902801341601

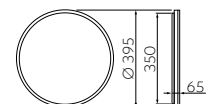
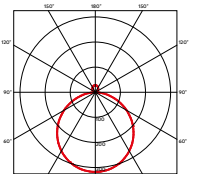
▶ PLAFONIERA DEKORACYJNA **SENDAI**
Decorative Ceiling-Light Fitting



NEW

OS-SENDA-MS-00*	2 x 20 W	tworzywo, plastic	mleczny, soft white	500 g	5902801675027
OS-SENDA-00					5902801675072


▶ PLAFONIERA LED **ATOL**
LED ceiling light fitting



1	LD-ATOL32W-NW-10 LD-ATOL32W-WW-10	32 W	4000 K 3000 K	akrylic	2560 lm	1400 g	czarny, black,	5902801392122 5902801366703
2	LD-ATOL32W-NW-02 LD-ATOL32W-WW-02	32 W	4000 K 3000 K				inox, inox,	5902801350283 5902801366512
3	LD-ATOL32W-NW-40 LD-ATOL32W-WW-40	32 W	4000 K 3000 K				złoty, gold,	5902801350207 5902801366550
4	LD-ATOL32W-NW-01 LD-ATOL32W-WW-01	32 W	4000 K 3000 K				chrom chrome	5902801432811 5902801433108

▶ PLAFONIERA LED **ALTAR**

LED ceiling light fitting



1	LD-ALT24W-NW-10	24 W	● 4000 K	1680 lm	acryl, metal, pc	grafit, graphite	495 g	5902801433054	
2	LD-ALT24W-NW-80					szary, gray			5902801400667
3	LD-ALT24W-NW-40					złoty, golden			5902801432866

▶ PLAFONIERA LED **TULA**

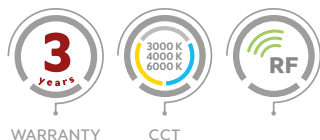
LED ceiling light fitting



1	LD-TUL24W-NW-00	24 W	● 4000 K	1680 lm	acryl, metal, PC	czarny, black	429 g	5902801432941	
2	LD-TUL24W-NW-80					szary, gray			5902801421662
3	LD-TUL24W-NW-40					złoty, golden			5902801433238

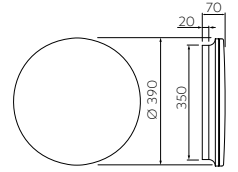
▶ PLAFONIERA LED **SORI**

LED ceiling light fitting



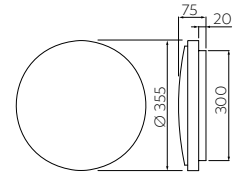
	LD-SORI48W-CCT-10	48 W	● 3000 K ● 4000 K ● 6000 K	3840 lm	acryl, PC	biały, white	1142 g	5902801433184

▶ PLAFONIERA LED **DELION**
LED ceiling light fitting



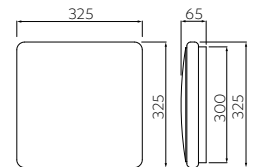
LD-DEL32W-NW-10	32 W	● 4000 K	2560 lm	akryl, metal	biały, white	535 g	5902801433184

▶ PLAFONIERA LED **ROSALI**
LED ceiling light fitting



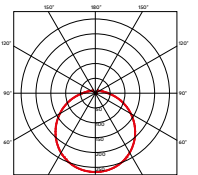
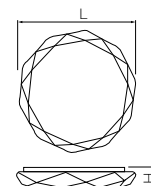
LD-ROSA24WOK-NW-10	24 W	● 4000 K	1920 lm	akryl, metal, PC	biały, white	406 g	5902801432972

▶ PLAFONIERA LED **ROSALI**
LED ceiling light fitting



LD-ROSA24WKW-NW-10	24 W	● 4000 K	1920 lm	biały, white	akryl, metal, PC	452 g	5902801433153

▶ PLAFONIERA LED **STARS BIS**
LED ceiling light fixture



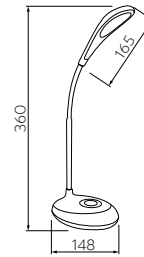
	L	H
LD-STARS24W-NW-00	380	84
LD-STARS48W-NW-00	485	105

*mm

LD-STARS24W-NW-00	24 W	● 4000 K	1920 lm	PC	0,5	1160 g	5902801392139
LD-STARS48W-NW-00	48 W	● 4000 K	3840 lm	PC	0,9	2520 g	5902801326127

LAMPKA BIURKOWA LED **GALACTIC LED**

Desktop LED lamp



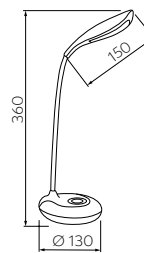
360°



LB-GAL3WRU-10	3 W	120 lm	4000 K	tworzywo, plastic	biały, white	314 g	5902801010392

LAMPKA BIURKOWA LED **GALACTIC LED**

Desktop LED lamp



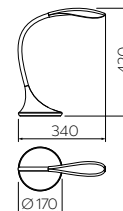
360°



LB-GAL5WRU-10	5 W	240 lm	4000 K	tworzywo, plastic	biały, white	554 g	5902801010408

LAMPKA BIURKOWA LED **HALLEY II**

Desktop LED lamp



NEW

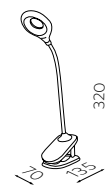
360°



LB-HAL8W-00	8 W	400 lm	4000 K	tworzywo, plastic	biały, white	1660 g	5902801608858
LB-HAL8W-10					czarny, black		5902801608773

LAMPKA BIURKOWA LED **RINGO**

Desktop LED lamp



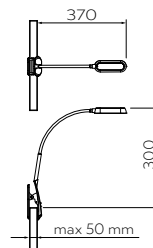
LB-RIN4W-00-DEC	4 W	200 lm	3000 K	ABS	biały, white,	210 g	5902801449406
LB-RIN4W-10-DEC			4000 K		czarny, black		5902801449789

LAMPKA BIURKOWA LED **FROGY**

Desktop LED lamp



WARRANTY



360°



LB-FRO5W-00-DEC	5 W	300 lm	4000 K	ABS	biały, white	520 g	5902801301650

LAMPKA BIURKOWA LED **FLOWER**

Desktop LED lamp



WARRANTY



360°



LB-FLOW4W-06-DEC	4 W	240 lm	4000 K	ABS	biały/czarny, white/black	740 g	5902801301261

LAMPKA BIURKOWA LED **HIKARI**

Desktop LED lamp



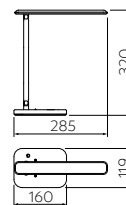
WARRANTY



DIMMABLE



CCT



360°



LB-HIK6WCCT-00	6 W	400 lm	3000 K	PC	biały, white	520 g	5902801228360
LB-HIK6WCCT-10			4000 K 6000 K		czarny, black		5902801228100

LAMPKA BIURKOWA LED **IZUKA**

Desktop LED lamp



WARRANTY



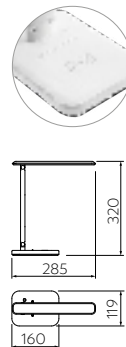
DIMMABLE



WIRELESS CHARGING



CCT



360°

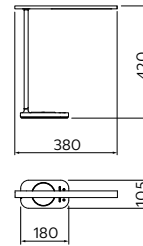


LB-IZK6WCCT-00	6 W	400 lm	3000 K	PC	biały, white,	520 g	5902801226960
LB-IZK6WCCT-10			4000 K 6000 K		czarny, black		5902801226120

NEW

LAMPKA BIURKOWA LED **BRESSI II**

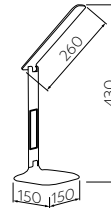
Desktop LED lamp



LB-BRE8W-11	8 W	400 lm	<ul style="list-style-type: none"> ● 3000 K ● 4000 K ● 6500 K 	PC	złoty, gold	750 g	5902801608292
LB-BRE8W-15					szary, gray		5902801608704

LAMPKA BIURKOWA LED **GALACTIC LED**

Desktop LED lamp

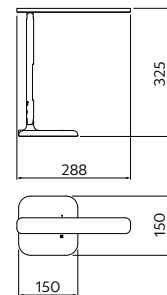


LB-GAL5WM0-10	5 W	240 lm	<ul style="list-style-type: none"> ● 3000 K ● 4000 K ● 6000 K 	tworzywo, plastic	biały, white	732 g	5902801010514
---------------	-----	--------	--	-------------------	--------------	-------	---------------

LAMPKA BIURKOWA LED **LINEAR II**

Desktop LED lamp

NEW



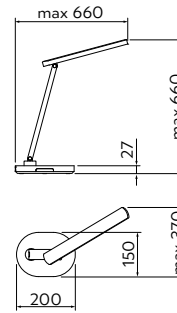

LB-LIN7W-00	7 W	420 lm	<ul style="list-style-type: none"> ● 2700 K ● 4500 K ● 6500 K 	ABS	biały, white	750 g	5902801608872
LB-LIN7W-10					czarny, black		5902801608896



BRESSI II

NEW

LAMPKA BIURKOWA LED **ORBIT**
Desktop LED lamp

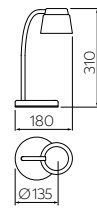


LB-ORBI12W-00	12 W	630 lm	● 3000 K ● 4000 K ● 6400 K	ABS	biały, white	800 g	5902801608926
LB-ORBI12W-10					czarny, black		5902801608964

LAMPKA BIURKOWA LED **HELIN**
Desktop LED lamp

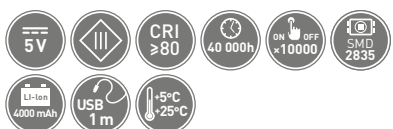
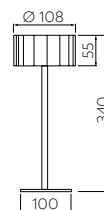


360°



LB-HEL6W-25-DEC	6 W	350 lm	● 4000 K	ABS	niebieski, blue	800 g	5902801346507
LB-HEL6W-20-DEC					różowy, pink		5902801346651
LB-HEL6W-15-DEC					szary, grey		5902801308505
LB-HEL6W-00-DEC					biały, white		5902801346699

LAMPKA STOŁOWA LED **AZELIA**
Table LED lamp



LD-AZELIA-10-DEC	2,5 W	200 lm	● 4000 K	biały, white	aluminium, aluminium	850 g	5902801471018
LD-AZELIA-00-DEC				czarny, black			5902801470943

LAMPA STOŁOWA LED FIZZI
Table LED lamp



WARRANTY PROTECTION DIMMABLE

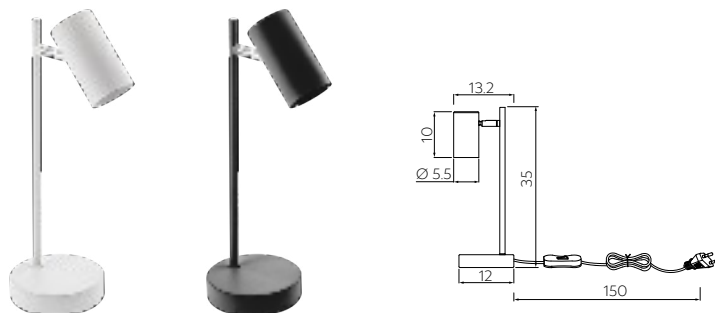


LD-FIZZI-10-DEC	2,5 W	200 lm	● 4000 K	biały, white	aluminium, aluminium	5902801471353
LD-FIZZI-00-DEC				czarny, black	780 g	5902801471612

LAMPKA BIURKOWA LED VENETO
Desktop LED lamp



GU10



LB-VEN20WO-00	max 20 W	aluminium, aluminium	biały, white	825 g	5902801442568
LB-VEN20W-10			czarny, black		5902801403392

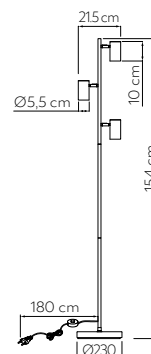


▶ LAMPA PODŁOGOWA **VENETO**

Floor lamp



GU10



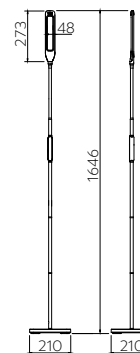
LP-VEN20WO-00	max 3 x 20 W	tworzywo + metal, plastic + metal	biały, white	3744 g	5902801442971
LP-VEN20W-10			czarny, black		5902801403491

▶ LAMPA PODŁOGOWA LED **VASALIA**

Floor lamp



WARRANTY DIMMABLE



LP-VAS8W-10-DEC	8 W	450 lm	● 2700 K ● 4500 K ● 6500 K	ABS	czarny, black	2250 g	5902801346774

LAMPA PODŁOGOWA LED YORK

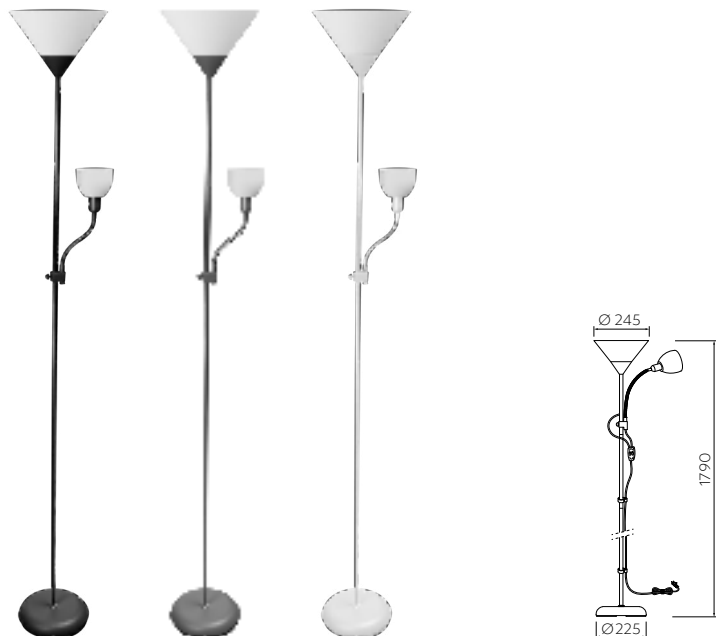
Floor lamp



LP-YORK10W-00-DEC	10 W	900 lm	3000 K 4500 K 6000 K	ABS + metal, ABS + metal	biały, white czarny, black	2670 g	5902801301551
LP-YORK10W-10-DEC							5902801301834

LAMPA PODŁOGOWA BENFICA 2

Floor lamp



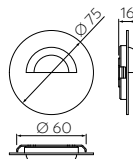
LP-BENFICA2-10			czarny, black		5902801297809
LP-BENFICA2-80	E27 - max 60 W E14 - max 40 W	tworzywo + metal, plastic + metal	szary, grey	3000 g	5908231398123
LP-BENFICA2-00			biały, white		5902801298233

▶ OPRAWA SCHODOWA LED **ESCADA**

Staircase LED fixture



WARRANTY



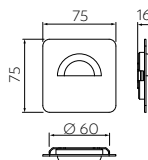
LD-ESOA084-51	0,8 W	● 4000 K	70 lm	inox, inox	5902801211119

▶ OPRAWA SCHODOWA LED **ESCADA**

Staircase LED fixture



WARRANTY



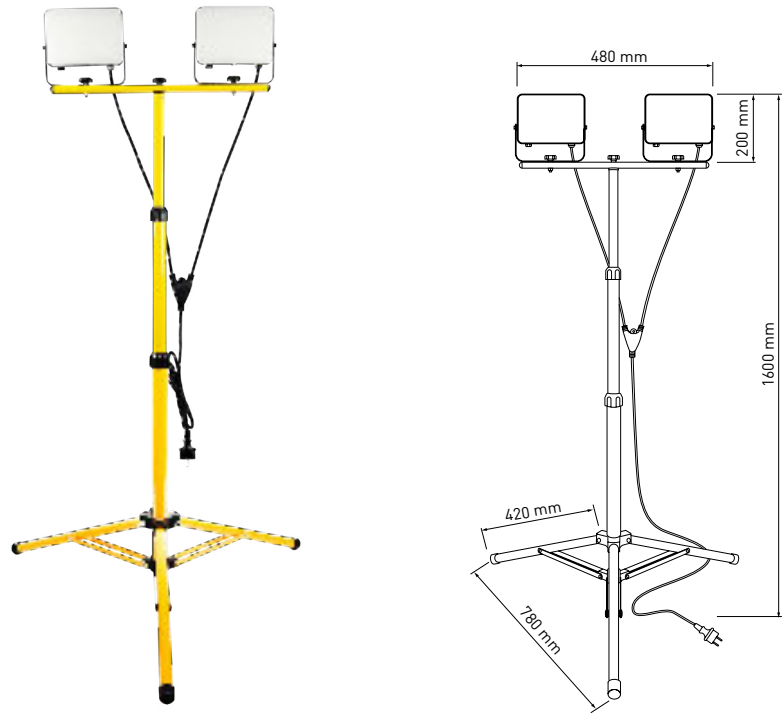
LD-ESKA084-51	0,8 W	● 4000 K	70 lm	inox, inox	5902801211270



ESCADA

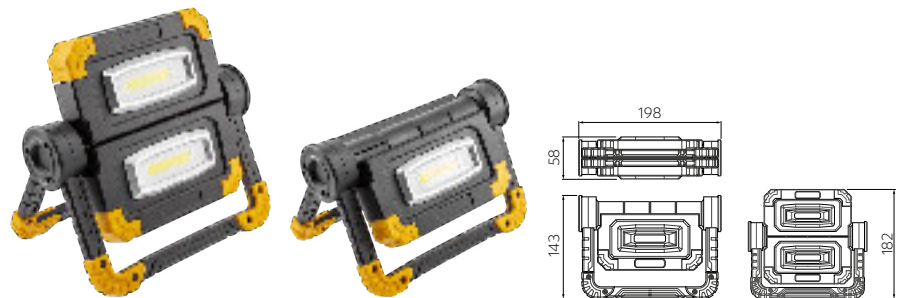
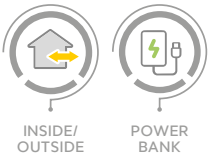
NEW

▶ **STATYW Z NAŚWIETLACZAMI**
Tripod with floodlights



LD-TRFL-2X50W	2 x 50 W	6400 K	2 x 5000 lm	aluminium, PC
5902801636905				

▶ **NAŚWIETLACZ LED** **WORKY**
LED floodlight



LD-WORKY-2X10W-64	2 x 10 W	6400 K	1200 lm	Li-ion 5000 mAh 3,7 V	Nylon + TPR	560 g	5902801499975

▶ **OPRAWA PRZENOŚNA**
Portable fixture



OS-KAN527-24	60 W	tworzywo + metal, plastic + metal	550 g	5908231301307

▶ OPRAWA PRZENOŚNA
Portable fixture

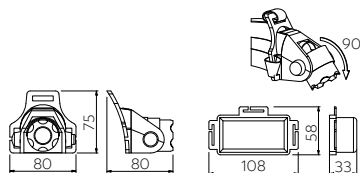


OS-KAG508-10	tworzywo, plastic	5908231301284

▶ LATARKA LED
LED Flashlight



ZOOM



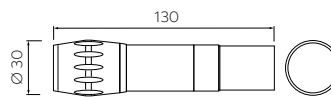
LT-LC6WT3-60	6 W	6400 K	350 lm	aluminium, aluminium	175 g	5902801216336

▶ LATARKA LED
LED Flashlight



LT-LK3WBL-60	3 W	6400 K	150 lm	aluminium, aluminium	35 g	5902801260063

▶ LATARKA LED
LED Flashlight

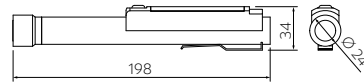


LT-LKSZ3W-60	5 W	6400 K	300 lm	aluminium, aluminium	130 g	5902801260124

▶ LATARKA LED
LED Flashlight



WARRANTY

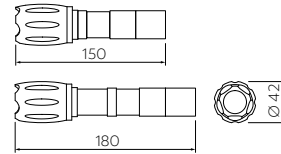


LT-LB6WT2-60	6 W	6400 K	400 lm	aluminium, aluminium	140 g	5902801215858

▶ LATARKA LED
LED Flashlight



WARRANTY

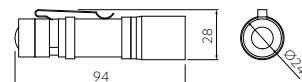


LT-LB8WT6-60	8 W	6400 K	800 lm	aluminium, aluminium	135 g	5902801215278

▶ LATARKA LED
LED Flashlight



WARRANTY



LT-LB3WT4-60	3 W	6400 K	200 lm	aluminium, aluminium	40 g	5902801215797

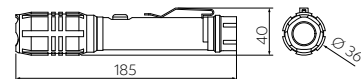
▶ LATARKA LED
LED Flashlight



WARRANTY



POWER BANK



LT-LA8WT2-60	8 W	6400 K	800 lm	aluminium, aluminium	220 g	5902801215865





ÓŚWIETLENIE ZEWNĘTRZNE

OUTDOOR LIGHTING

OGRODOWE I DOGRUNTOWE GARDEN AND IN-GROUND	184
ELEWACYJNE FACADE	193
SOLARNE SOLAR	208





DRAGOS II

Nowoczesne oświetlenie ogrodu z regulowanym panelem słonecznym dla wydajnego oświetlenia przestrzeni.

Modern garden lighting with an adjustable solar panel for efficient outdoor illumination.

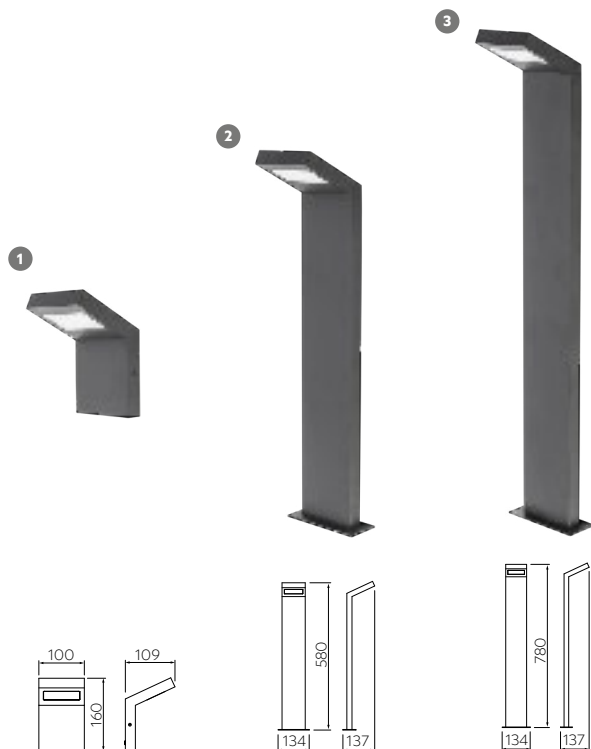


OPRAWA OGRODOWA LED **LONDON**

Garden LED luminaire



WARRANTY PROTECTION



1	LD-LON10WA-10	10 W	● 4000 K	aluminium + PC aluminum + PC	szary grey	440 g	5902801497377
2	LD-LON10W58P-10					1170 g	5902801479007
3	LD-LON10W78P-10					1480 g	5902801479144


OPRAWA OGRODOWA **KERTA**

Garden luminaire



WARRANTY

E27



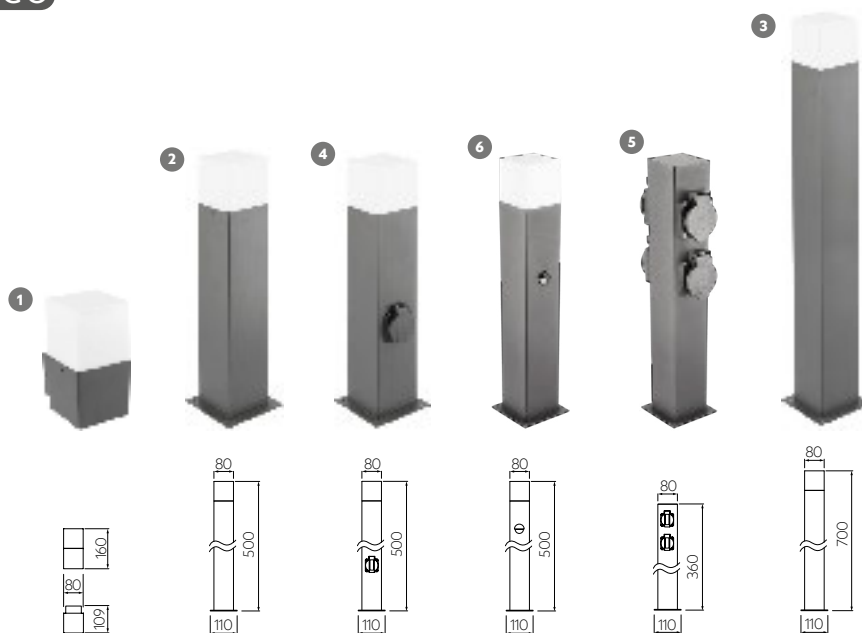
1	OS-KERT0UA-30	max 12 W	aluminium + PC	690 g	5902801227325
2	OS-KERTP40-30			700 g	5902801227455
3	OS-KERTP80-30			1350 g	5902801227493



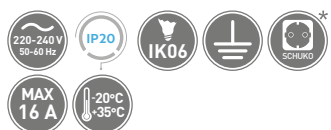
KERTA

OPRAWA OGRODOWA **LARGO**

Garden luminaire



		W	IP				
1	OS-LARG0UA-30	max 15 W	44	aluminium + PC, aluminum + PC	450 g	5902801335259	
2	OS-LARGP40-30				820 g	5902801335686	
3	OS-LARGP80-30				1120 g	5902801335990	
4	OS-LARGP40G-30*				990 g	5902801336232	
5	OS-LARGP36G-30*	-	54		schuko x4	830 g	5902801337055
6	OS-LARGP40P-30**	max 15 W	44		-	1005 g	5902801336997



OPRAWA OGRODOWA **CORTA**

Garden luminaire



		W	IP			
1	OS-COR0UA-30	max 25 W		aluminium + PC	444 g	5902801288951
2	OS-COR0UAP-30**				450 g	5902801337376
3	OS-CORDUA-30	max 2 x 25 W			700 g	5902801289002
4	OS-CORP40-30	max 25 W			711 g	5902801288944
5	OS-CORP40P-30**				750 g	5902801337444
6	OS-CORP40G-30*				711 g	5902801227417
7	OS-CORP36G-30*	-			630 g	5902801336973
8	OS-CORP80-30	max 25 W			1307 g	5902801289088
9	OS-CORP80G-30*				1307 g	5902801309113



OPRAWA OGRODOWA **MEDIO**

Garden fitting



1	OS-MED0AU-30	max 15 W	aluminium + PC, aluminium + PC	670 g	5902801337475
2	OS-MED0AUP-30*			720 g	5902801337406
3	OS-MEDP50-30			1100 g	5902801363566
4	OS-MEDP50P-30*			1150 g	5902801363542



OPRAWA OGRODOWA **MILAN**

Garden luminaire



1	OS-MILA00A-00	max 20 W	stal nierdzewna + PC, stainless steel + PC	inox, inox	502 g	5901867199218
2	OS-MILA00U-00				358 g	5901867199195
3	OS-MILA45P-00				463 g	5901867199232
4	OS-MILA10P-00				876 g	5901867199256



OPRAWA OGRODOWA **MARINA**

Garden luminaire



	📁	Ⓜ	📦	🚫	📦	📊
1	OS-MARINAP3-00	max 20 W	aluminium + PC, aluminum + PC	czarny, black	750 g	5902801205804
2	OS-MARINADA-00					5902801205583
3	OS-MARINAUA-00					5902801205637
4	OS-MARINAP-00					5902801205798
5	OS-TMG30CM-00	-	aluminium, aluminium		200 g	5902801224645
6	OS-MARINAH-00	max 20 W	aluminium + szkło, aluminium + glass		750 g	5902801205743



OPRAWA OGRODOWA **GRANDE**

Garden fitting



	📁	Ⓜ	📦	🚫	📦	📊
1	OS-GRAODA-00	max 60 W	aluminium + PC	czarny, black	627 g	5901867199133
2	OS-GRAOUA-00				1020 g	5901867199119
3	OS-GRA31P-00				540 g	5902801337390
4	OS-GRAOOP-00				627 g	5901867199157



OPRAWA OGRODOWA **TORO**

Garden fitting



WARRANTY

E27



1	OS-TOR0AU-00	max 15 W	aluminium + PC, aluminium + PC	czarny, black	540 g	5902801337048
2	OS-TORP50-00				700 g	5902801337000
3	OS-TORP80-00				870 g	5902801337116

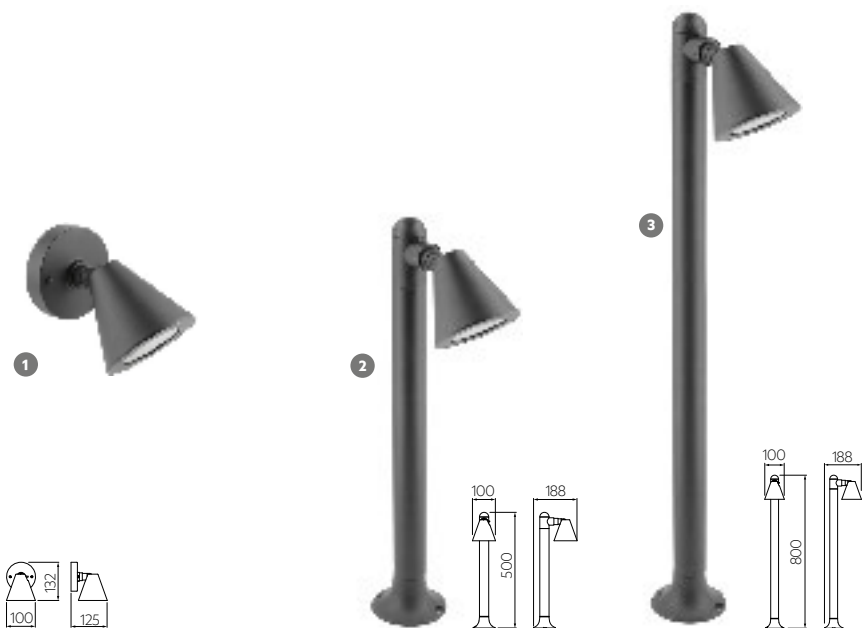
OPRAWA OGRODOWA **LUSTINO**

Garden luminaire



WARRANTY

GU10



1	OS-USTI0UD-30	max 20 W	aluminium, aluminium	5902801335327
2	OS-USTIP40-30			5902801335273
3	OS-USTIP80-30			5902801335396

▶ OPRAWA OGRODOWA **MARMO**


Garden luminaire



OS-MARMOX60-00	max 2 x 20 W	PE	3400 g	5902801438653

▶ OPRAWA OGRODOWA **MARMO**

Garden luminaire



	D	H
OS-MARMO25-00	ø 250	230
OS-MARMO28-00	ø280	250
OS-MARMO38-00	ø380	350

*mm

OS-MARMO25-00	max 35 W	PE	812 g	5902801211294
OS-MARMO28-00			950 g	5902801224706
OS-MARMO38-00			1700 g	5902801224683

▶ OPRAWA OGRODOWA **DIEGO**

Garden luminaire



360°



OS-DIEGOGU10-20	max 35 W	aluminium, aluminium	czarny, black	330 g	5901867185716
OS-DIEGOGU10-80			szary, grey		5902801256493

▶ OPRAWA OGRODOWA **GRAZIE**

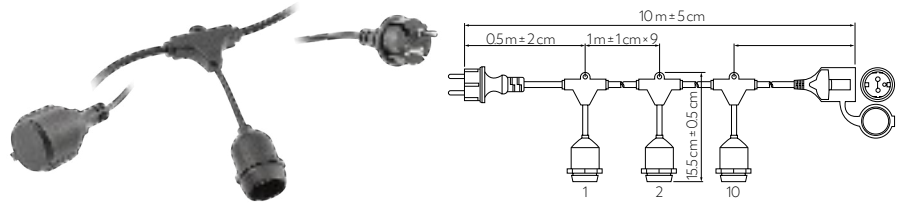
Garden luminaire



OS-GRAZIEGU10-20	max 20 W	aluminium, aluminium	czarny, black	5902801335181
OS-GRAZIEGU10-01			inox, inox	5902801335419

OPRAWA OGRODOWA **GIRLANDA**

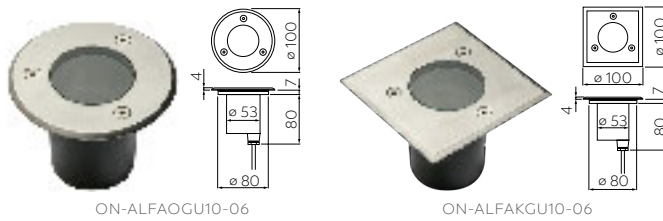
Festoon Harness



AE-GIR10-10	max 10 x 10 W	max 6	tworzywo, plastic	czarny, black	1360 g	5902801337017

OPRAWA WBUDOWANA PODŁOGOWA **ALFA MINI**

Recessed floor light fixture




ON-ALFAOGU10-06-MINI	max 10 W	pierścień - stal nierdzewna; obudowa - aluminium; ring - stainless steel; enclosure - aluminium	370 g	5901867119889
ON-ALFAKGU10-06-MINI				5901867119896



OPRAWA DOGRUNTOWA **ALFA**

In-ground light fixture



ON-ALFAOGU10-06	max 50 W	pierścień - stal nierdzewna, korpus - aluminium, puszka montażowa - PC, ring - stainless steel, body - aluminium, assembly box - PC	500 g	5901867109934
ON-ALFAKGU10-06			700 g	5901867109958

POKRYWKA JEDNOKIERUNKOWA I DWUKIERUNKOWA DO OPRAWY DOGRUNTOWEJ **ALFA-O**

Unidirectional & bidirectional diffuser shroud for in-ground light fixtures



ON-ALFAO-C1W	ON-ALFAOGU10-06 ON-ALFAKGU10-06	pokrywka jednokierunkowa, unidirectional diffuser shroud	stal nierdzewna, stainless steel	5901867122360
ON-ALFAO-C2W		pokrywka dwukierunkowa, bidirectional diffuser shroud		5901867122384

▶ OPRAWA DOGRUNTOWA **BETA**


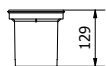
In-ground light fixture



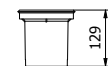
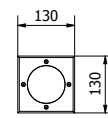
GU10



ON-BETAOGU10RK-06



ON-BETAKGU10RK-06



ON-BETAOGU10RK-06		max 50 W	pierścień - stal nierdzewna, korpus - aluminium, puszka montażowa - PC, ring - stainless steel, body - aluminum, assembly box - PC	1070 g	5902801335341
ON-BETAKGU10RK-06				1210 g	5902801335488



BETA

OPRAWA ELEWACYJNA Z CZUJNIKIEM ZMIERZCHOWYM **MACARI**
LED facade fixture with dusk sensor



WARRANTY PROTECTION DUSK SENSOR



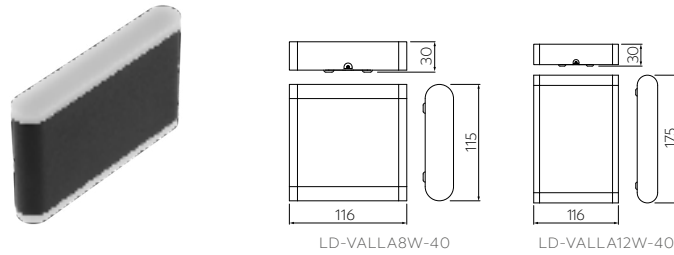
Zestaw liter i cyfr w komplecie.
Set of letters and numbers included

LD-MCR10-7-5W-NB	5 / 7 / 10 W (adjustable)	4000 K	100 lm/W	PC	biała, white	680 g	5902801614606

OPRAWA ELEWACYJNA **VALLA**
Facade fixture



WARRANTY DOUBLE-SIDED LIGHTING




LD-VALLA8W-40	8 W	4000 K	640 lm	aluminium + szkło, aluminium + glass	czarny, black	359 g	5902801205613
LD-VALLA12W-40	12 W	4000 K	960 lm			555 g	5902801203299

OPRAWA ELEWACYJNA **MISSOURI**
Facade fixture



WARRANTY DOUBLE-SIDED LIGHTING CCT



NEW




LD-MISS7WOC-NB	7 W	4000 K	540 lm	aluminium, aluminium	czarny, black	600 g	5902801239434
LD-MISS7WOS-NB					szary, grey		5902801316821
LD-MISS7WOC-CCT*		3000 K, 4000 K, 6400 K			czarny, black		5902801685200
LD-MISS7WOS-CCT*					szary, grey		5902801685033

OPRAWA ELEWACYJNA **MISSOURI**
Facade fixture




WARRANTY DOUBLE-SIDED LIGHTING CCT



NEW


LD-MISS7WKC-NB	7 W	4000 K	540 lm	aluminium, aluminium	czarny, black	600 g	5902801239441
LD-MISS7WKS-NB					szary, grey		5902801316807
LD-MISS7WKC-CCT*		3000 K, 4000 K, 6400 K			czarny, black		5902801685132
LD-MISS7WKS-CCT*					szary, grey		5902801685019

MIS



SOURI CCT

Oprawa elewacyjna
Facade lighting



Niezależna regulacja
górnego i dolnego
światła.

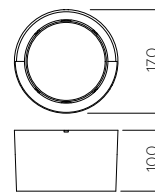

Independently adjustable
up & down light.

▶ OPRAWA ELEWACYJNA **CANTI II**

Facade fixture



WARRANTY



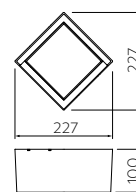

LD-CANTI12WOK-10	12 W	● 4000 K	1000 lm	PC	czarny, black	510 g	5902801438776
LD-CANTI12WOK-15					szary, gray		5902801438684

▶ OPRAWA ELEWACYJNA **CANTI II**

Facade fixture



WARRANTY



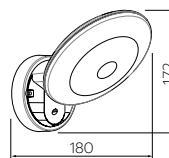
LD-CANTI12WKW-10	12 W	● 4000 K	1000 lm	PC	czarny, black	600 g	5902801438776
LD-CANTI12WKW-15					szary, gray		5902801438684

▶ OPRAWA ELEWACYJNA **TERRO**

Facade fixture



WARRANTY



LD-TER10WB-10	10 W	● 4000 K	1000 lm	PC	czarny, black	400 g	5902801493515
---------------	------	----------	---------	----	---------------	-------	---------------

▶ OPRAWA ELEWACYJNA **TERRO**

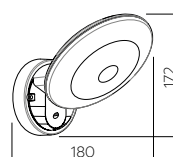
Facade fixture



WARRANTY



MOTION SENSOR



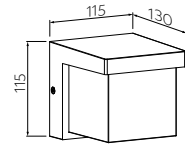

LD-TER10WBPIR-10	10 W	● 4000 K	1000 lm	PC	czarny, black	500 g	5902801434525
------------------	------	----------	---------	----	---------------	-------	---------------

OPRAWA ELEWACYJNA **TROPEA**

Facade fixture



WARRANTY



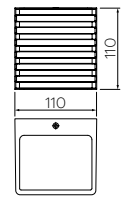

LD-TRO10WB-10	10 W	4000 K	1000 lm	czarny, black	ABS/PC	375 g	5902801493591

OPRAWA ELEWACYJNA **SIROLO**

Facade fixture



WARRANTY



LD-SIRO10WB-10	10 W	4000 K	1000 lm	aluminium, PC	czarny, black	500 g	5902801431500
LD-SIRO10WG-30				aluminium, PC			szary, gray

OPRAWA LED Z CZUJNIKIEM RUCHU **TULON**

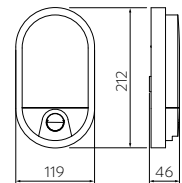
LED fitting



WARRANTY



MOTION SENSOR



LD-TULON15WOW-00	15 W	4000 K	1350 lm	PC	280 g	biała, white	5902801496851
LD-TULON15WOW-10							czarna, black

OPRAWA LED Z CZUJNIKIEM RUCHU **TULON**

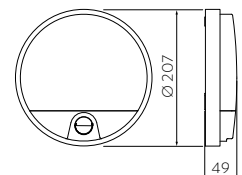

LED fitting



WARRANTY



MOTION SENSOR



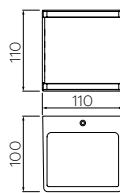
LD-TULON15WOK-00	15 W	4000 K	1350 lm	PC	420 g	biała, white	5902801496899
LD-TULON15WOK-10							czarna, black

▶ OPRAWA ELEWACYJNA **NARIN**

Facade fixture



WARRANTY




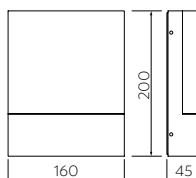
LD-NAR10WB-10	10 W	4000 K	1000 lm	aluminium + PC, aluminum + PC	czarny, black	500 g	5902801431548

▶ OPRAWA ELEWACYJNA **SARO**

Facade fixture



WARRANTY



Zestaw liter i cyfr w komplecie.
Set of letters and numbers included

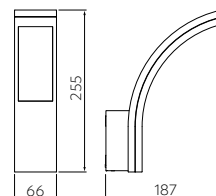

LD-SARO9WB-10	9 W	4000 K	900 lm	tworzywo sztuczne + PC, plastic + PC	czarny, black	900 g	5902801431586

▶ OPRAWA ELEWACYJNA **PARIS**

Facade fixture



WARRANTY



LD-PAR10W40BC-00	10 W	4000 K	900 lm	PC	biały, white	450 g	5902801234262
LD-PAR10W40BC-10					czarny, black		5902801226106

▶ OPRAWA ELEWACYJNA **PARIS**

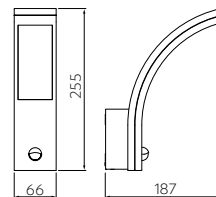

Facade fixture



WARRANTY



MOTION SENSOR



LD-PAR10W40-00	10 W	4000 K	900 lm	PC	biały, white	450 g	5902801282065
LD-PAR10W40-10					czarny, black		5902801282072



NICEA

▶ OPRAWA ELEWACYJNA **NICEA**


Facade fixture



LD-NIC20W-DIM-40	20 W	4000 K	1900 lm	PC	biały, white	350 g	5902801496936
LD-NIC20W-DIM-00					czarny, black		5902801496950

▶ OPRAWA ELEWACYJNA **ESO**

Factade fixture

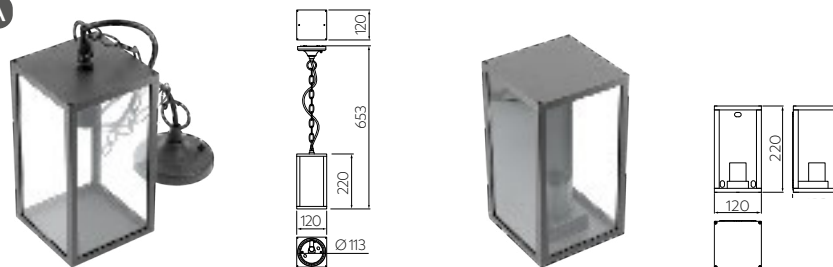


Zestaw liter i cyfr w komplecie.
Set of letters and numbers included

OS-ESOE2711-80	max 11 W	PC	inox, inox	600 g	5902801227363
OS-ESOE2711-20			czarny, black		5902801227318

▶ OPRAWA ELEWACYJNA **VENTANA**

Facade fixture




OS-VENTANAH-00

OS-VENTANAUA-00

OS-VENTANAH-00	max 20 W	aluminium + szkło, aluminium + glass	czarny, black	1312 g	5902801225055
OS-VENTANAUA-00				1140 g	5902801282423

▶ OPRAWA ELEWACYJNA **TOSKANA**

Facade fixture



OS-TOSODA-00	max 60 W	aluminium + PC, aluminium + PC	czarny, black	627 g	5901867199171
OS-TOSODA-80			szary, grey		5902801456718

OPRAWA ELEWACYJNA **ASTRIT**

Facade fixture



WARRANTY

E27



OS-ASTRITE27-20	max 14 W	tworzywo, plastic	czarny, black	450 g	5901867190826
OS-ASTRITE27-80			szary, grey		5901867190802


OPRAWA ELEWACYJNA **VASTI**

Facade fixture



WARRANTY

E27



OS-VASE27B-10	max 12 W	aluminium + PC, aluminium + PC	czarny, black	900 g	5902801431678
OS-VASE27G-30			szary, grey		5902801431883


OPRAWA ELEWACYJNA **LEO**

Facade fixture



WARRANTY

E27



OS-LEOE27B-10	max 18 W	aluminium + PC, aluminium + PC	czarny, black	900 g	5902801493546
OS-LEOE27G-30			szary, grey		5902801493577

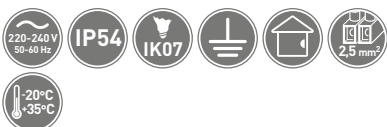
OPRAWA ELEWACYJNA **NESSA**

Facade fixture



WARRANTY

GU10



LD-NESSAGU10J-80	max 50 W	stop aluminium + szkło hartowane, aluminium alloy + tempered glass	szary, grey	jednokierunkowa, unidirectional	850 g	5901867122230
LD-NESSAGU10J-20			czarny, black			5901867122254

▶ OPRAWA ELEWACYJNA **NESSA**

Facade fixture



LD-NESSAGU10D-80	max 2 x 50 W	stop aluminium + szkło hartowane, aluminium alloy + tempered glass	szary, grey	dwukierunkowa, bidirectional	1100 g	5901867122193
LD-NESSAGU10D-20			czarny, black			5901867122216

▶ OPRAWA ELEWACYJNA **SILVA**

Facade fixture



LD-SILVAGU10J-80	max 50 W	stop aluminium + szkło hartowane, aluminium alloy + tempered glass	szary, grey	jednokierunkowa, unidirectional	800 g	5901867122117
LD-SILVAGU10J-20			czarny, black			5901867122131

▶ OPRAWA ELEWACYJNA **SILVA**

Facade fixture



LD-SILVAGU10D-80	max 2 x 50 W	stop aluminium + szkło hartowane, aluminium alloy + tempered glass	szary, grey	dwukierunkowa, bidirectional	1100 g	5901867122155
LD-SILVAGU10D-20			czarny, black			5901867122179

▶ OPRAWA ELEWACYJNA **TIAGO**

Facade fixture




LD-TIAGOGU10J-20KW	max 35 W	stop aluminium + szkło hartowane, aluminium alloy + tempered glass	czarny, black		275 g	5902801211102
LD-TIAGOGU10J-01KW			inox, inox			5902801212352



NESSA

▶ OPRAWA ELEWACYJNA **TIAGO**


Facade fixture



LD-TIAGOGU10D-20KW	max 2 x 35 W	stop aluminium + szkło hartowane, aluminium alloy + tempered glass	czarny, black	668 g	5902801203305
LD-TIAGOGU10D-01KW			inox, inox		5902801203329

▶ OPRAWA ELEWACYJNA **TIAGO**

Facade fixture



360°



LD-TIAGOGU10J-20	max 35 W	stop aluminium + szkło hartowane, aluminium alloy + tempered glass	czarny, black	jednokierunkowa, unidirectional	300 g	5901867162144
LD-TIAGOGU10J-01			inox, inox			5902801255984

▶ OPRAWA ELEWACYJNA **TIAGO**

Facade fixture



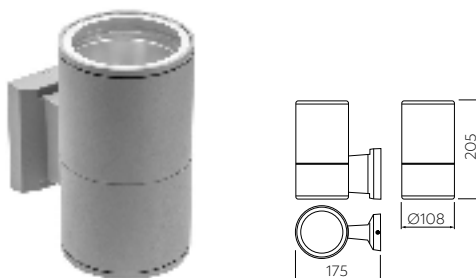
360°



LD-TIAGOGU10D-20	max 2 x 35 W	stop aluminium + szkło hartowane, aluminium alloy + tempered glass	czarny, black	dwukierunkowa, bidirectional	470 g	5901867162151
LD-TIAGOGU10D-01			inox, inox			5902801256042

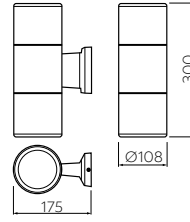
▶ OPRAWA ELEWACYJNA **BALEO**

Facade fixture



LD-BALE27-00	max 40 W	stop aluminium + szkło hartowane, aluminium alloy + tempered glass	szary, grey	jednokierunkowa, unidirectional	600 g	5901867136916
--------------	----------	--	-------------	---------------------------------	-------	---------------

OPRAWA ELEWACYJNA **BALEO**
Facade fixture



LD-BA2E27-00	max 2 x 40 W	stop aluminium + szkło hartowane, aluminium alloy + tempered glass	szary, grey	dwukierunkowa, bidirectional	900 g	5901867136930





LUMOS II


Naświetlacz LED z czujnikiem ruchu
LED floodlight with a motion sensor



wymienne
baterie
replacable
batteries



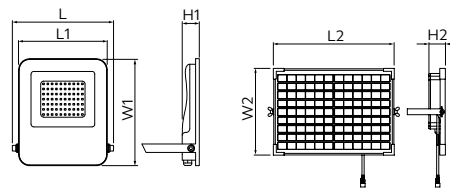
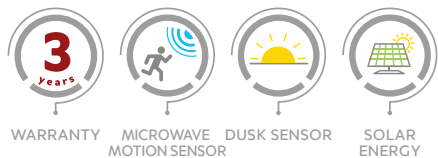
czujnik ruchu
a motion sensor



wydajny panel
solarny 5,5 V
powerful 5,5 V
solar panel

▶ NAŚWIETLACZ SOLARNY Z CZUJNIKIEM RUCHU **ALTON**

Solar floodlight



	L	L1	L2	H1	H2	W1	W2
LD-ALTON-SOL-2000LM	120	100	207	31	54	120	305
LD-ALTON-SOL-3000LM	160	142	213	31	54	170	345
LD-ALTON-SOL-5000LM	190	160	392	31	54	192	285

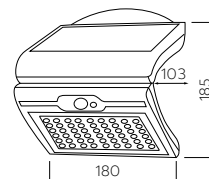
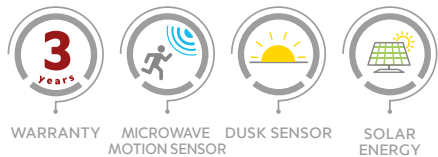
*mm



	max lm	Battery	Color	Beam	Weight	Barcode
LD-ALTON-SOL-2000LM	max 2000 lm	6000 mAh	● 4000 K	2m	1590 g	5902801680656
LD-ALTON-SOL-3000LM	max 3000 lm				1800 g	5902801685446
LD-ALTON-SOL-5000LM	max 5000 lm	12000 mAh		1m	2460 g	5902801678844

▶ NAŚWIETLACZ SOLARNY Z CZUJNIKIEM RUCHU **RAMOS**

Solar floodlight with a motion sensor

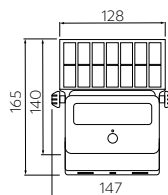
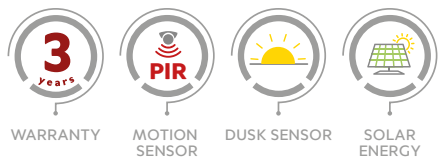


	max lm	Color	Battery	Material	Weight	Barcode
LD-RAMOS50W-CW-00	300 lm	● 6400 K	1800 mAh	ABS / PC	470 g	5902801465789
LD-RAMOS50W-CW-10						5902801465949

▶ NAŚWIETLACZ LED Z CZUJNIKIEM RUCHU **LUMOS**

LED floodlight with a motion sensor

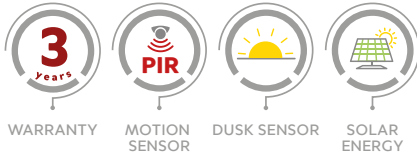
NEW



	max lm	Color	Battery	Material	Weight	Barcode
LD-LUMOS10W-64	850 lm	● 6400 K	2600 mAh	ABS / PC	280 g	5902801455537
LD-LUMOS-850-64			1800 mAh			5902801769962

▶ NAŚWIETLACZ SOLARNY **LUMOS II**

Solar floodlight

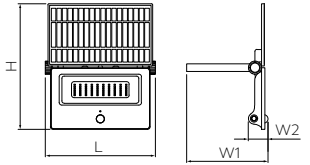


WARRANTY MOTION SENSOR DUSK SENSOR SOLAR ENERGY



LD-LUMOSII-2000-64

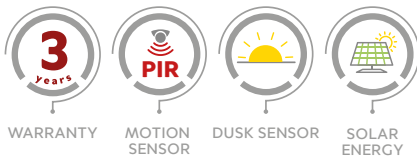
LD-LUMOSII-3000-64



LD-LUMOSII-2000-64	2000 lm	● 6400 K	2600 mAh	czarny, black	aluminium, szkło	3-6 h	420 g	5902801467950
LD-LUMOSII-3000-64	3000 lm		2x2600 mAh			aluminium, glass		

▶ NAŚWIETLACZ SOLARNY **GUARDOS**

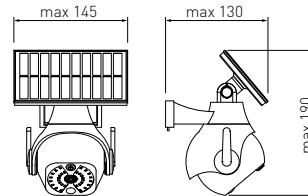
Solar floodlight



WARRANTY MOTION SENSOR DUSK SENSOR SOLAR ENERGY



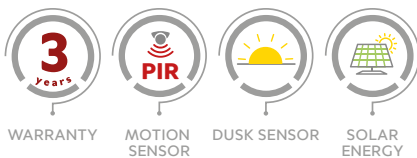
IMITATE CCTV CAMERA



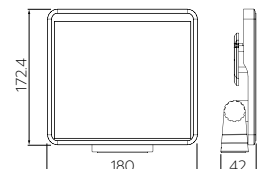
LD-GUARDOS-300-64	300 lm	● 6400 K	1200 mAh	czarny, black	ABS	500 g	5902801467561

▶ NAŚWIETLACZ SOLARNY **DAVOS**

Solar floodlight



WARRANTY MOTION SENSOR DUSK SENSOR SOLAR ENERGY

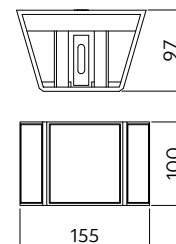

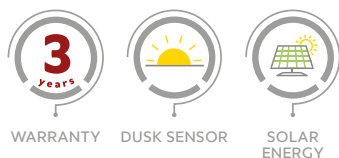


LD-DAVOS-1000-00	1000 lm	● 4000 K	2000 mAh	biały, white	PC	530 g	5902801467547
LD-DAVOS-1000-10				czarny, black			

▶ OPRAWA SOLARNA **VULOS**

Solar light fitting

NEW

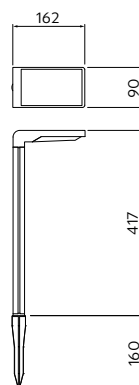
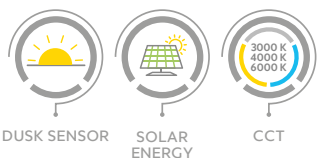


LD-VULOS-36-10	36 lm	● 4000 K	1800 mAh	czarny, black	ABS	440 g	5902801629464

▶ SOLARNY SŁUPEK OGRODOWY **DRAGOS**

Solar floodlight

NEW

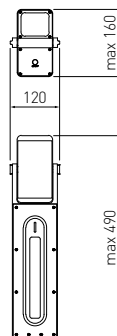
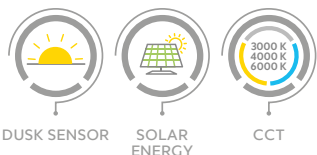


LD-DRAGOS-80-10	80 lm	● 4000 K	2200 mAh	czarny, black	APS, PP	5902801629945

▶ SOLARNY SŁUPEK OGRODOWY **DRAGOS II**

Solar floodlight

NEW



LD-DRAGOSII-100-10	100 lm	● 4000 K	2200 mAh	czarny, black	APS, PP	5902801629969



DRAGOS





SYSTEMY SZYNOWE TRACK SYSTEMS

1-FAZOWY 1-PHASE	214
3-FAZOWY 3-PHASE	222



REFLEKTOR DO SZYNOPRZEWODU 1-FAZOWEGO **ORIO**

Track light for 1-phase rail



XLT-ORI-GU10-00	max 20 W	czarny, black	aluminium, aluminium	230 g	5902801391217
XLT-ORI-GU10-10		biały, white			5902801391231

REFLEKTOR DO SZYNOPRZEWODU 1-FAZOWEGO **SOLIS**

Track light for 1-phase rail



XLT-SOL-GU10-00	max 50 W	biały, white	aluminium, aluminium	132 g	5902801435294
XLT-SOL-GU10-10		czarny, black			5902801435331

ZESTAW OPRAW **TRAX BIS**

Fixture kit



XLT-Z3OP20SZ1B-10-N	max. 3x20W	czarny, black	aluminium, aluminium	1280 g	5902801701962
XLT-Z3OP20SZ1B-00-N		biały, white			5902801701924

REFLEKTOR DO SZYNOPRZEWODU 1-FAZOWEGO **ADO**

Track light for 1-phase rail



XLT-ADOGU10-00	max 20 W	biały, white	aluminium, aluminium	230 g	5902801336508
XLT-ADOGU10-10		czarny, black			5902801336348

REFLEKTOR DO SZYNOPRZEWODU 1-FAZOWEGO **ETNA**

Track light for 1-phase rail



XLT-ETNAES111-00	max 20 W	biały, white	aluminium, aluminium	230 g	5902801336409
XLT-ETNAES111-10		czarny, black			5902801336577

REFLEKTOR DO SZYNOPRZEWODU 1-FAZOWEGO **LIMA**

Track light for 1-phase rail



XLT-LMAGU10KB-NB	max 20 W	biały, white	aluminium, aluminium	290 g	5902801383144
XLT-LMAGU10KC-NB		czarny, black			5902801383182

REFLEKTOR DO SZYNOPRZEWODU 1-FAZOWEGO **LIMA**

Track light for 1-phase rail



XLT-LMAGU10OB-NB	max 20 W	biały, white	aluminium, aluminium	230 g	5902801382765
XLT-LMAGU10OC-NB		czarny, black			5902801383106

REFLEKTOR DO SZYNOPRZEWODU 1-FAZOWEGO **GROSSO**

Track light for 1-phase rail



XLT-GRSGU10KB-NB	max 20 W	biały, white	aluminium, aluminium	380 g	5902801383212
XLT-GRSGU10KC-NB		czarny, black			5902801383236

REFLEKTOR DO SZYNOPRZEWODU 1-FAZOWEGO **GROSSO**

Track light for 1-phase rail



XLT-GRSGU10OB-NB	max 20 W	biały, white	aluminium, aluminium	450 g	5902801383274
XLT-GRSGU10OC-NB		czarny, black			5902801383298

OPRAWA DO SZYNOPRZEWODU 1-FAZOWEGO **SOLIS**


Track light for 1-phase rail



XLT-SOL2-GU10-00	max 50 W	biały, white	aluminium, aluminium	320 g	5902801435249
XLT-SOL2-GU10-10		czarny, black			5902801435041

OPRAWA DO SZYNOPRZEWODU 1-FAZOWEGO **LAGOS II**

Track light for 1-phase rail




XLT-LAGO-GU10-00	max 20 W	biały, white	aluminium, aluminium	450 g	5902801431753
XLT-LAGO-GU10-10		czarny, black			5902801432101

NEW

NEW


► SZYNOPRZEWÓD 1-FAZOWY
1-phase track



1	XLT-1M-SET-00	1m	biały, white	Aluminium/plastic	400g	5902801747205
2	XLT-1M-SET-10	1m	czarny, black	Aluminium/plastic	400g	5902801747311
3	XLT-2M-SET-00	2m	biały, white	Aluminium/plastic	800g	5902801747335
4	XLT-2M-SET-10	2m	czarny, black	Aluminium/plastic	800g	5902801747359



5	XLT-1M-00	1m	biały, white	Aluminium	350g	5902801747380
6	XLT-1M-10	1m	czarny, black	Aluminium	350g	5902801747427
7	XLT-2M-00	2m	biały, white	Aluminium	700g	5902801747441
8	XLT-2M-10	2m	czarny, black	Aluminium	700g	5902801747533



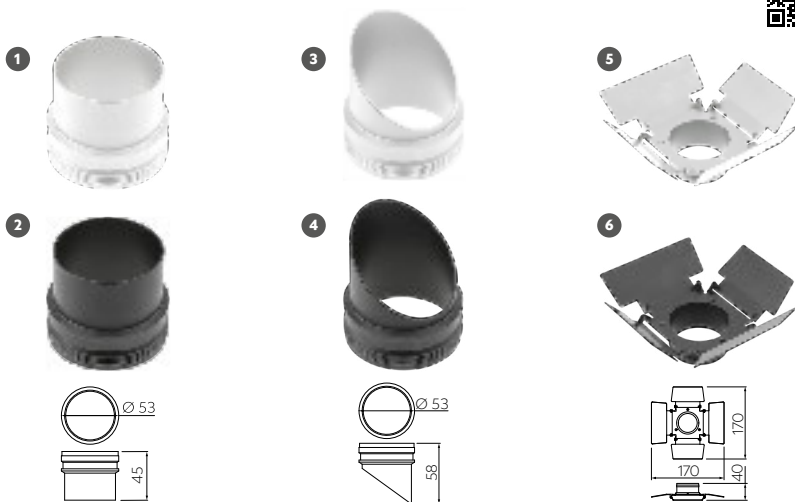
9	XLT-CON-I-00	Łącznik prosty Straight Connector	biały, white	Aluminium/plastic	50g	5902801747564
10	XLT-CON-I-10		czarny, black	Aluminium/plastic	50g	5902801747588
11	XLT-CON-IZ-00	Łącznik prosty, zasilający Straight connector with power connection	biały, white	Aluminium/plastic	80g	5902801747601
12	XLT-CON-IZ-10		czarny, black	Aluminium/plastic	80g	5902801747625
13	XLT-CON-P-00	Przylącze zasilająca Power connection	biały, white	Aluminium/plastic	80g	5902801718960
14	XLT-CON-P-10		czarny, black	Aluminium/plastic	80g	5902801718984
15	XLT-CON-T-00	Łącznik typu T T-type connector	biały, white	Aluminium/plastic	100g	5902801718885
16	XLT-CON-T-10		czarny, black	Aluminium/plastic	100g	5902801718908
17	XLT-CON-X-00	Łącznik typu X X-type connector	biały, white	Aluminium/plastic	120g	5902801718922
18	XLT-CON-X-10		czarny, black	Aluminium/plastic	120g	5902801718946
19	XLT-CON-L-00	Łącznik typu L L-type connector	biały, white	Aluminium/plastic	80g	5902801747847
20	XLT-CON-L-10		czarny, black	Aluminium/plastic	80g	5902801747861
21	XLT-ENDCUP-00	Zaślepka końcowa End cap	biały, white	Plastic	20g	5902801719035
22	XLT-ENDCUP-10		czarny, black	Plastic	20g	5902801719356



► KOŃCÓWKA DO OPRAWY NA SZYNOPRZEWÓD LIMA I GROSSO
Luminaire cap for LIMA and GROSSO busbars



WARRANTY



1	XLD-LKSWLGAB-00	biały, white	aluminium, aluminium	100 g	5902801357732
2	XLD-LKSWLGAC-00	czarny, black			5902801357800
3	XLD-LKSWLGBB-00	biały, white			5902801357794
4	XLD-LKSWLGBC-00	czarny, black			5902801357831
5	XLD-LKSWLGCB-00	biały, white			5902801357848
6	XLD-LKSWLGCC-00	czarny, black			5902801357879

► REFLEKTOR DO SZYNOPRZEWODU 3-FAZOWEGO **SIERRA**
Track light for 3-phase rail



WARRANTY SYSTEM




XLD-SRA08WB-NB	8 W	720 lm	biały, white	aluminium, aluminium	480 g	5902801357473
XLD-SRA08WC-NB			czarny, black			5902801357558

► REFLEKTOR DO SZYNOPRZEWODU 3-FAZOWEGO **SIERRA**
Track light for 3-phase rail



WARRANTY SYSTEM



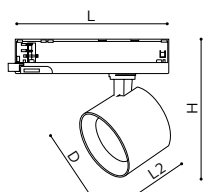
XLD-SRA18WB-NB	18 W	1620 lm	biały, white	aluminium, aluminium	840 g	5902801357596
XLD-SRA18WC-NB			czarny, black			5902801357619



SIERRA

REFLEKTOR DO SZYNOPRZEWODU 3-FAZOWEGO **LUMEO**

Track light for 3-phase rail



	L	H	L2	D
XLD-LUM15W-CCT-00	250	107	69	Ø 90
XLD-LUM15W-CCT-10				
XLD-LUM24W-CCT-00	250	112	74	Ø 105
XLD-LUM24W-CCT-10				

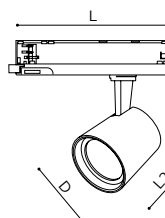

*mm



	W	W	lm	Color	Material	Weight	Barcode
XLD-LUM15W-CCT-00	15 W	adjustable 12,6 W - 15 W	1500 lm	biały, white	aluminium, aluminium	470 g	5902801612954
XLD-LUM15W-CCT-10				czarny, black			5902801612992
XLD-LUM24W-CCT-00	24 W	adjustable 12,6 W - 24 W	2400 lm	biały, white		600 g	5902801613036
XLD-LUM24W-CCT-10				czarny, black			5902801613067

REFLEKTOR DO SZYNOPRZEWODU 3-FAZOWEGO **EXPO**

Track light for 3-phase rail



	L	H	L2	D
XLD-EXPO15W-CCT-00	250	160	82	Ø 82
XLD-EXPO15W-CCT-10				
XLD-EXPO30W-CCT-00	250	168	92	Ø 94
XLD-EXPO30W-CCT-10				
XLD-EXPO40W-CCT-00	250	187	110	Ø 112
XLD-EXPO40W-CCT-10				

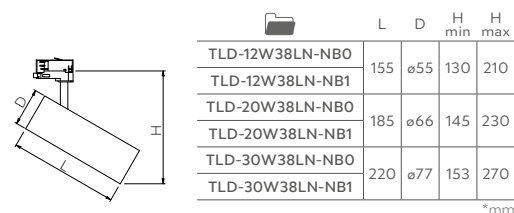

*mm



	W	W	lm	Color	Material	Weight	Barcode
XLD-EXPO15W-CCT-00	15 W	adjustable 12,6 W - 15 W	1500 lm	biały, white	aluminium, aluminium	420 g	5902801612725
XLD-EXPO15W-CCT-10				czarny, black			5902801612756
XLD-EXPO30W-CCT-00	30 W	adjustable 12,6 W - 30 W	3000 lm	biały, white		530 g	5902801612848
XLD-EXPO30W-CCT-10				czarny, black			5902801612886
XLD-EXPO40W-CCT-00	40 W	adjustable 12,6 W - 40 W	4000 lm	biały, white	710 g	5902801612909	
XLD-EXPO40W-CCT-10				czarny, black		5902801612930	

REFLEKTOR DO SZYNOPRZEWODU 3-FAZOWEGO **T-Line**

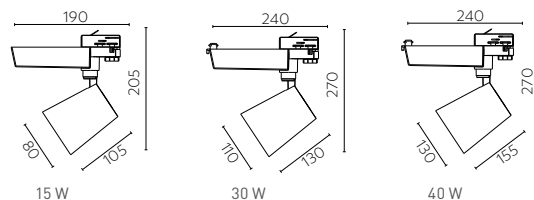
Track light for 3-phase rail



Model	Power	Color Temp	Beam Angle	Light Output	Color	Material	Weight	Barcode
TLD-12W38LN-NB0	12 W	● 4000 K	PF>0,5	1100 lm	biały, white	aluminium, aluminium	370 g	5902801278563
TLD-12W38LN-NB1					czarny, black			5902801278570
TLD-20W38LN-NB0	20 W	● 4000 K	PF>0,9	1800 lm	biały, white	aluminium, aluminium	560 g	5902801278495
TLD-20W38LN-NB1					czarny, black			5902801278631
TLD-30W38LN-NB0	30 W	● 4000 K	PF>0,9	2700 lm	biały, white	aluminium, aluminium	710 g	5902801278594
TLD-30W38LN-NB1					czarny, black			5902801278617

REFLEKTOR DO SZYNOPRZEWODU 3-FAZOWEGO **X-Line**

Track light for 3-phase rail

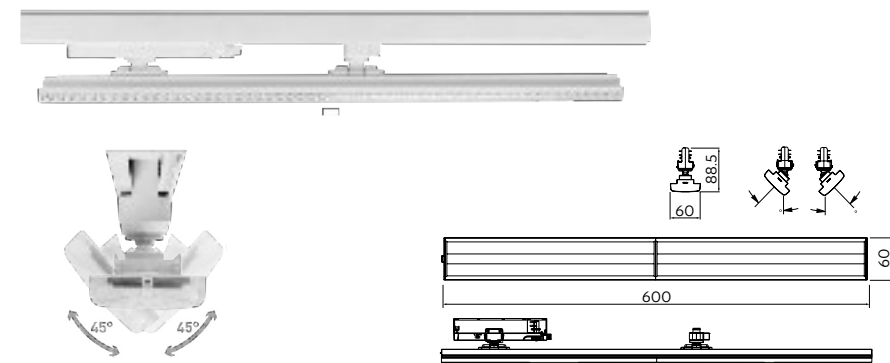
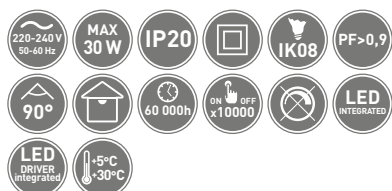


Model	Power	Color Temp	Beam Angle	Light Output	Color	Weight	Barcode
XLD-1524XLN-NB0	15 W	● 4000 K	1090 lm	24°	biały, white	0,6 kg	5901867199829
XLD-1560XLN-NB0					60°		5901867199843
XLD-3024XLN-NB0	30 W	● 4000 K	2050 lm	24°	czarny, black	1,2 kg	5901867199881
XLD-3024XLN-NB1							60°
XLD-3060XLN-NB1	30 W	● 4000 K	2050 lm	60°	biały, white	1,2 kg	5902801000102
XLD-3060XLN-NB0							24°
XLD-4024XLN-NB0	40 W	● 4000 K	3240 lm	24°	biały, white	1,5 kg	5901867199942
XLD-4060XLN-NB0							60°

▶ OPRAWA LED NA SZYNOPRZEWÓD 3-FAZOWY **AXON**

Busbar mounted LED luminaire for 3-phase rail

NEW

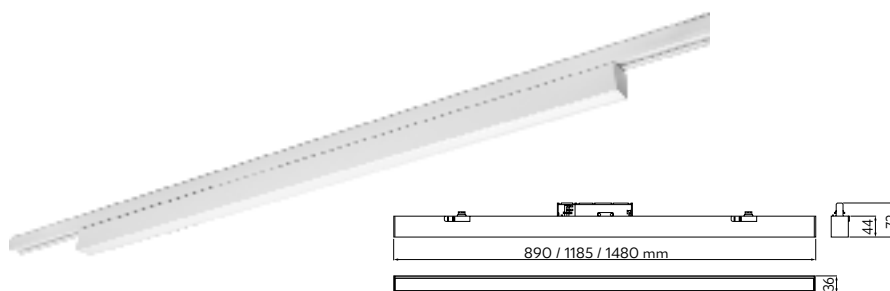
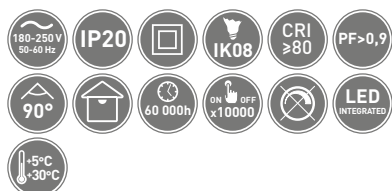


XLD-AXON30W-CCT-00	adjustable	3300 lm	biały, white	aluminium, PC	790 g	5902801681882
XLD-AXON30W-CCT-10	12,6 W - 30 W		czarny, black	aluminium, PC		5902801681905

▶ OPRAWA LED NA SZYNOPRZEWÓD 3-FAZOWY **LIVIA**

Busbar mounted LED luminaire for 3-phase rail

NEW

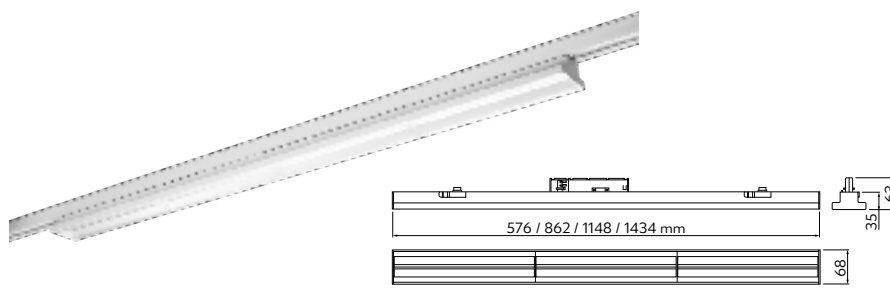
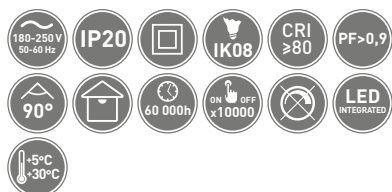


XLD-LIVIA40W-CCT-00	40 W	CCT	5200 lm	biały, white	aluminium	1500 g	5902801640582
XLD-LIVIA40W-CCT-10				czarny, black	aluminium		5902801640612

▶ OPRAWA LED NA SZYNOPRZEWÓD 3-FAZOWY **ORION**

Busbar mounted LED luminaire for 3-phase rail

NEW



XLD-ORION40W-CCT-00	40 W	CCT	6000 lm	biały, white	aluminium	1500 g	5902801640636
XLD-ORION40W-CCT-10				czarny, black	aluminium		5902801641206

REFLEKTOR DO SZYNOPRZEWODU 3-FAZOWEGO **LIMA**

Track light for 3-phase rail



XLD-LMAGU10OB-NB	max 20 W	biały, white	aluminium, aluminium	230 g	5902801322280
XLD-LMAGU10OC-NB		czarny, black			5902801322419

REFLEKTOR DO SZYNOPRZEWODU 3-FAZOWEGO **LIMA**

Track light for 3-phase rail



XLD-LMAGU10KB-NB	max 20 W	biały, white	aluminium, aluminium	340 g	5902801322501
XLD-LMAGU10KC-NB		czarny, black			5902801322150

REFLEKTOR DO SZYNOPRZEWODU 3-FAZOWEGO **GROSSO**

Track light for 3-phase rail



XLD-GRSGU10OB-NB	max 20 W	biały, white	aluminium, aluminium	430 g	5902801356469
XLD-GRSGU10OC-NB		czarny, black			5902801356520

REFLEKTOR DO SZYNOPRZEWODU 3-FAZOWEGO **GROSSO**

Track light for 3-phase rail



XLD-GRSGU10KB-NB	max 20 W	biały, white	aluminium, aluminium	430 g	5902801356452
XLD-GRSGU10KC-NB		czarny, black			5902801356483

► SZYNOPRZEWÓD 3-FAZOWY
3-circuit track

NEW



WARRANTY



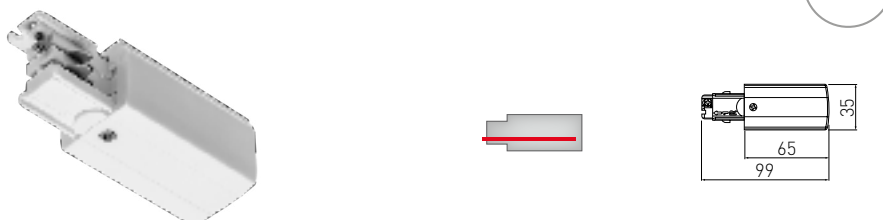
Folder	Symbol	Wymiary	Barcode
XTR-RA3FZ1B-N-00	biały, white	1 m	5902801684647
XTR-RA3FZ1C-N-10	czarny, black	1 m	5902801680465
XTR-RA3FZ1B-00	biały, white	1 m	5901867193131
XTR-RA3FZ1C-10	czarny, black	1 m	5901867193155
XTR-RA3FZ2B-N-00	biały, white	2 m	5902801680533
XTR-RA3FZ2C-N-10	czarny, black	2 m	5902801685798
XTR-RA3FZ2B-00	biały, white	2 m	5901867193162
XTR-RA3FZ2C-10	czarny, black	2 m	5901867193179



► KOŃCÓWKA ZASILAJĄCA
End cap power connector



WARRANTY



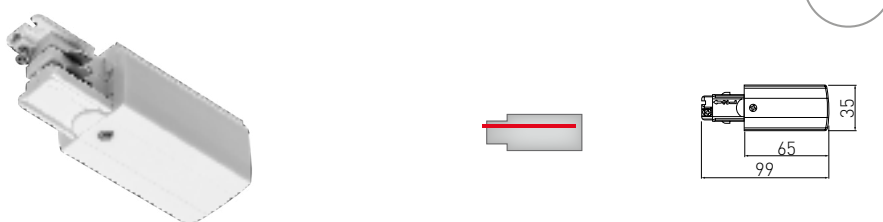
Folder	Symbol	Barcode
XAE-KZASPB-00	biały, white	5901867193339
XAE-KZASPC-10	czarny, black	5901867193322



► KOŃCÓWKA ZASILAJĄCA
End cap power connector



WARRANTY



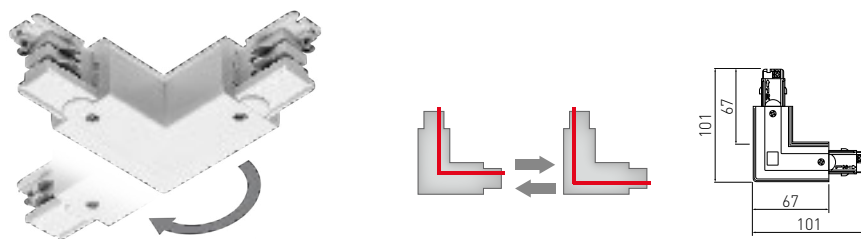
Folder	Symbol	Barcode
XAE-KZASLB-00	biały, white	5901867193308
XAE-KZASLC-10	czarny, black	5901867193315



▶ ŁĄCZNIK „L” REGULOWANY
"L"-shape power connector



WARRANTY

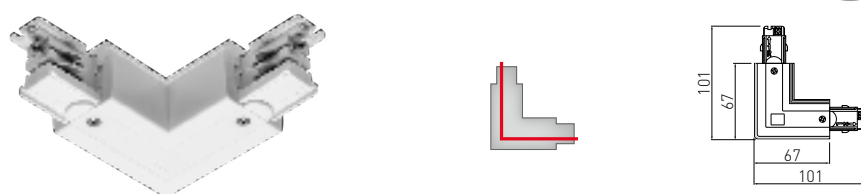


XAE-LKLRZWB-00	biały, white	5901867193544
XAE-LKLRZWC-10	czarny, black	5901867193551

▶ ŁĄCZNIK „L”
"L"-shape power connector



WARRANTY




XAE-LKLLZB-00	biały, white	5901867193421
XAE-LKLLZC-10	czarny, black	5901867193438

▶ ŁĄCZNIK „L”
"L"-shape power connector



WARRANTY




XAE-LKLPWB-00	biały, white	5901867193407
XAE-LKLPWC-10	czarny, black	5901867193414

▶ ZAKOŃCZENIE SZYNOPRZEWODU
End cap



WARRANTY




XAE-ZKUNCB-00	biały, white	5901867193346
XAE-ZKUNCC-10	czarny, black	5901867193353

▶ ŁĄCZNIK PROSTY
Power connector



WARRANTY

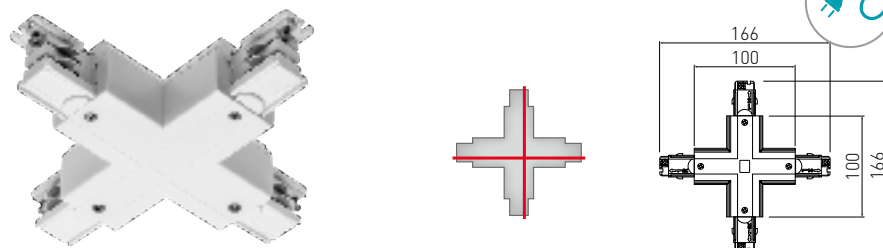


XAE-LKELB-00	biały, white	5901867193360
XAE-LKELC-10	czarny, black	5901867193377

▶ ŁĄCZNIK „X”
"X"-shape power connector



WARRANTY

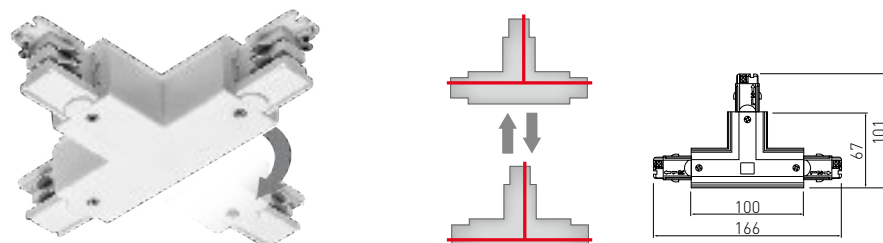


XAE-LKXUB-00	biały, white	5901867193445
XAE-LKXUC-10	czarny, black	5901867193452

▶ ŁĄCZNIK „T” REGULOWANY
"T"-shape power connector



WARRANTY

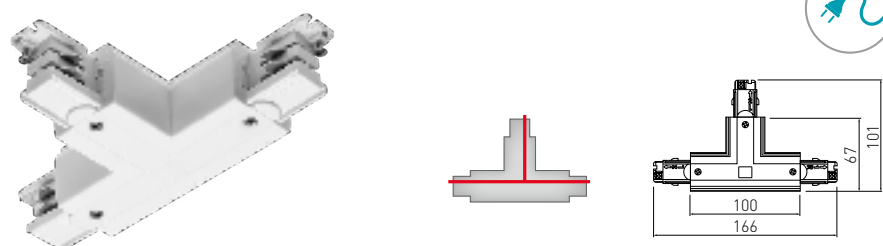


XAE-LKTRZWL B-00	biały, white	5901867193582
XAE-LKTRZWL C-10	czarny, black	5901867193599

▶ ŁĄCZNIK „T”
"T"-shape power connector



WARRANTY

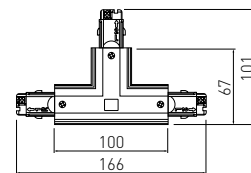
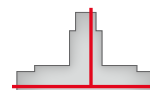



XAE-LKTWL B-00	biały, white	5902801001307
XAE-LKTWL C-10	czarny, black	5902801001314

▶ ŁĄCZNIK „T”
"T"-shape power connector



WARRANTY

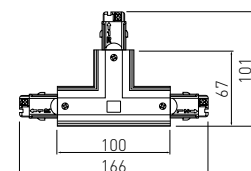
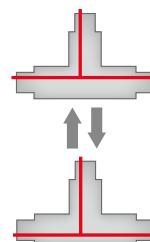



Folder	Symbol	Barcode
XAE-LKTZLB-00	biały, white	5901867193483
XAE-LKTZLC-10	czarny, black	5901867193490

▶ ŁĄCZNIK „T” REGULOWANY
"T"-shape power connector



WARRANTY

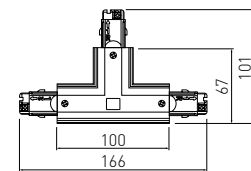
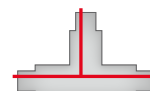



Folder	Symbol	Barcode
XAE-LKTRZWPB-00	biały, white	5901867193568
XAE-LKTRZWPC-10	czarny, black	5901867193575

▶ ŁĄCZNIK „T”
"T"-shape power connector



WARRANTY

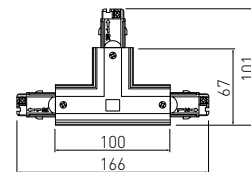
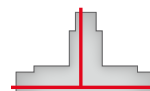



Folder	Symbol	Barcode
XAE-LKTWPB-00	biały, white	5902801001284
XAE-LKTWPC-10	czarny, black	5902801001291

▶ ŁĄCZNIK „T”
"T"-shape power connector



WARRANTY




Folder	Symbol	Barcode
XAE-LKTZPB-00	biały, white	5901867193469
XAE-LKTZPC-10	czarny, black	5901867193476

▶ ŁĄCZNIK PROSTY
Power connector



WARRANTY



XAE-LELZB-00	biały, white	5901867193384
XAE-LELZC-10	czarny, black	5901867193391

▶ ŁĄCZNIK REGULOWANY
Adjustable power connector



WARRANTY




XAE-LKRUB-00	biały, white	5901867193520
XAE-LKRUC-10	czarny, black	5901867193537

▶ ŁĄCZNIK ELASTYCZNY
Flexible power connector



WARRANTY




XAE-LELUB-00	biały, white	5901867193506
XAE-LELUC-10	czarny, black	5901867193513

▶ MOCOWANIE SUFITOWE
Suspension kit

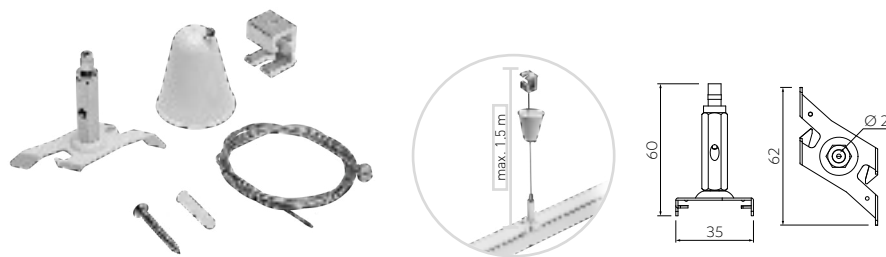


WARRANTY



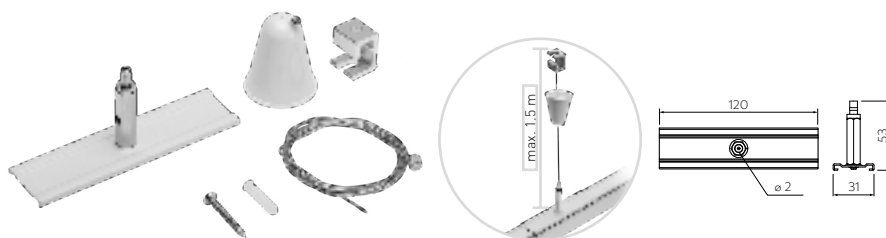
XAE-MSUNB-00	biały, white	5901867193766
XAE-MSUNC-10	czarny, black	5901867193773

▶ ZESTAW MOCOWANIE SUFITOWE EASY CLICK Z LINKĄ
Ceiling mount suspension kit with wire




Folder	Barwy	Barcode
XAE-ZZWECLB-00	biały, white	5901867193605
XAE-ZZWECLC-10	czarny, black	5901867193612

▶ ZESTAW MOCOWANIE SUFITOWE 120 MM Z LINKĄ
Ceiling mount suspension kit with wire



Folder	Barwy	Barcode
XAE-ZZWL120B-00	biały, white	5901867193667
XAE-ZZWL120C-10	czarny, black	5901867193674

▶ ŁĄCZNIK MECHANICZNY 182 MM
Suspension clamp for track connection



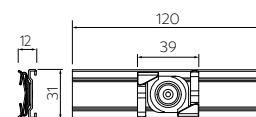

Folder	Barwy	Barcode
XAE-LMIZB-00	biały, white	5901867193742
XAE-LMIZC-10	czarny, black	5901867193759

▶ MOCOWANIE SUFITOWE EASY CLICK T25
E-Z Click T25 ceiling mounting kit



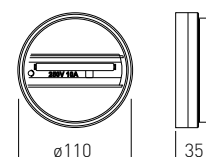
Folder	Barwy	Barcode
XAE-MSEZB-00	biały, white	5901867193629
XAE-MSEZC-10	czarny, black	5901867193636

► MOCOWANIE SUFITOWE 120 MM T25
Reinforced ceiling mounting kit



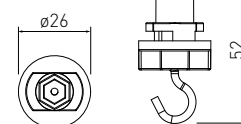
XAE-MS120B-00	biały, white	5901867193704
XAE-MS120C-10	czarny, black	5901867193711

► BAZA DO MONTAŻU NATYNKOWEGO
Fixed monopint track adapter



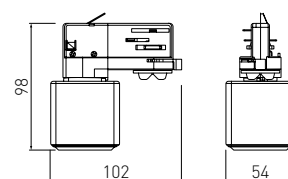
XAE-BNADB-00	biały, white	5901867193780
XAE-BNADC-10	czarny, black	5901867193797

► HACZYK DO ZAWIESZENIA
Suspension hook



XAE-HMKB-00	biały, white	5901867193728
XAE-HMKC-10	czarny, black	5901867193735

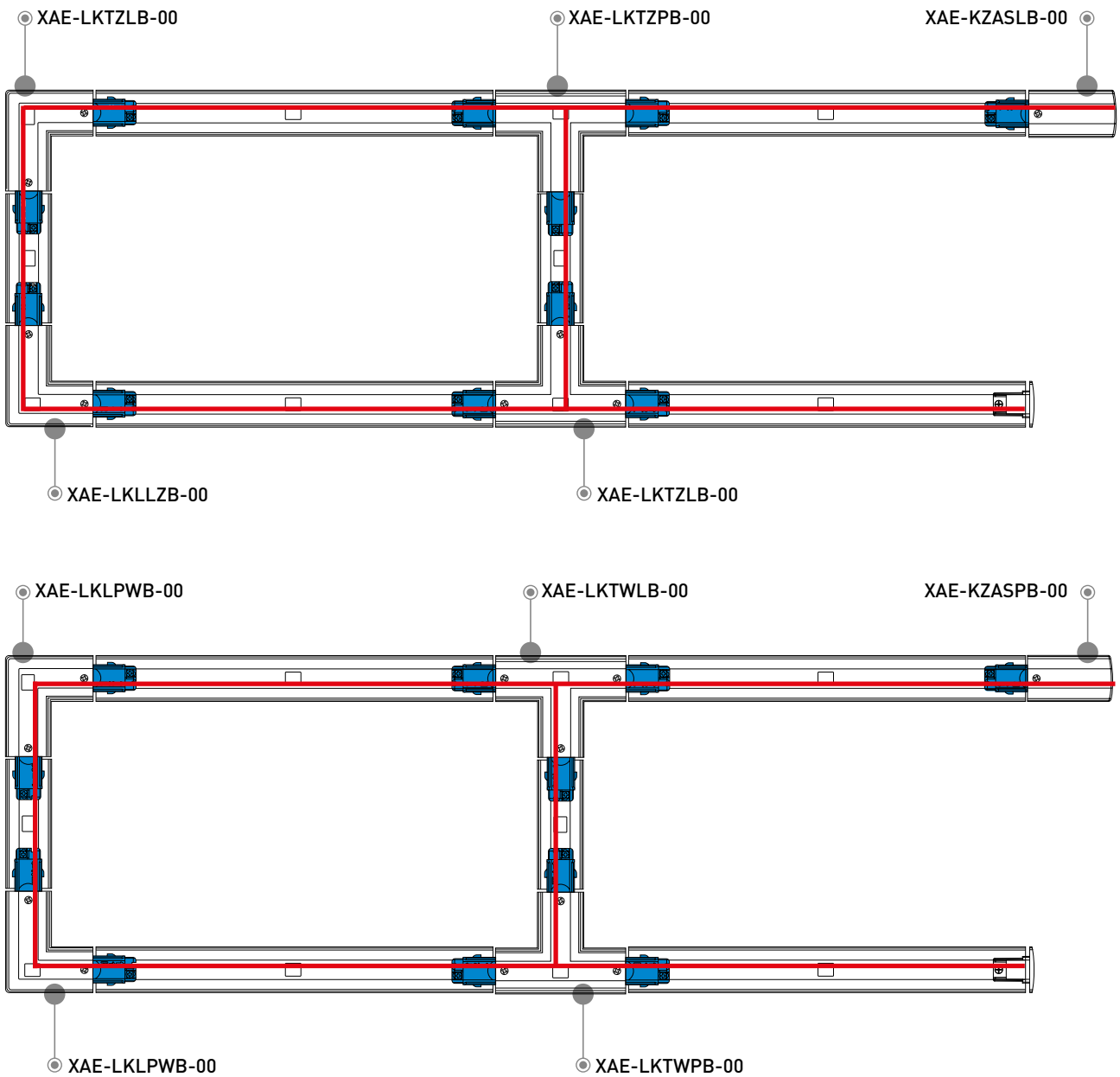
► GNIAZDO SCHUKO
SCHUKO outlet



XAE-GNSCH-00	biały, white	5901867193803



► SCHEMAT ŁĄCZENIA
Connection diagram



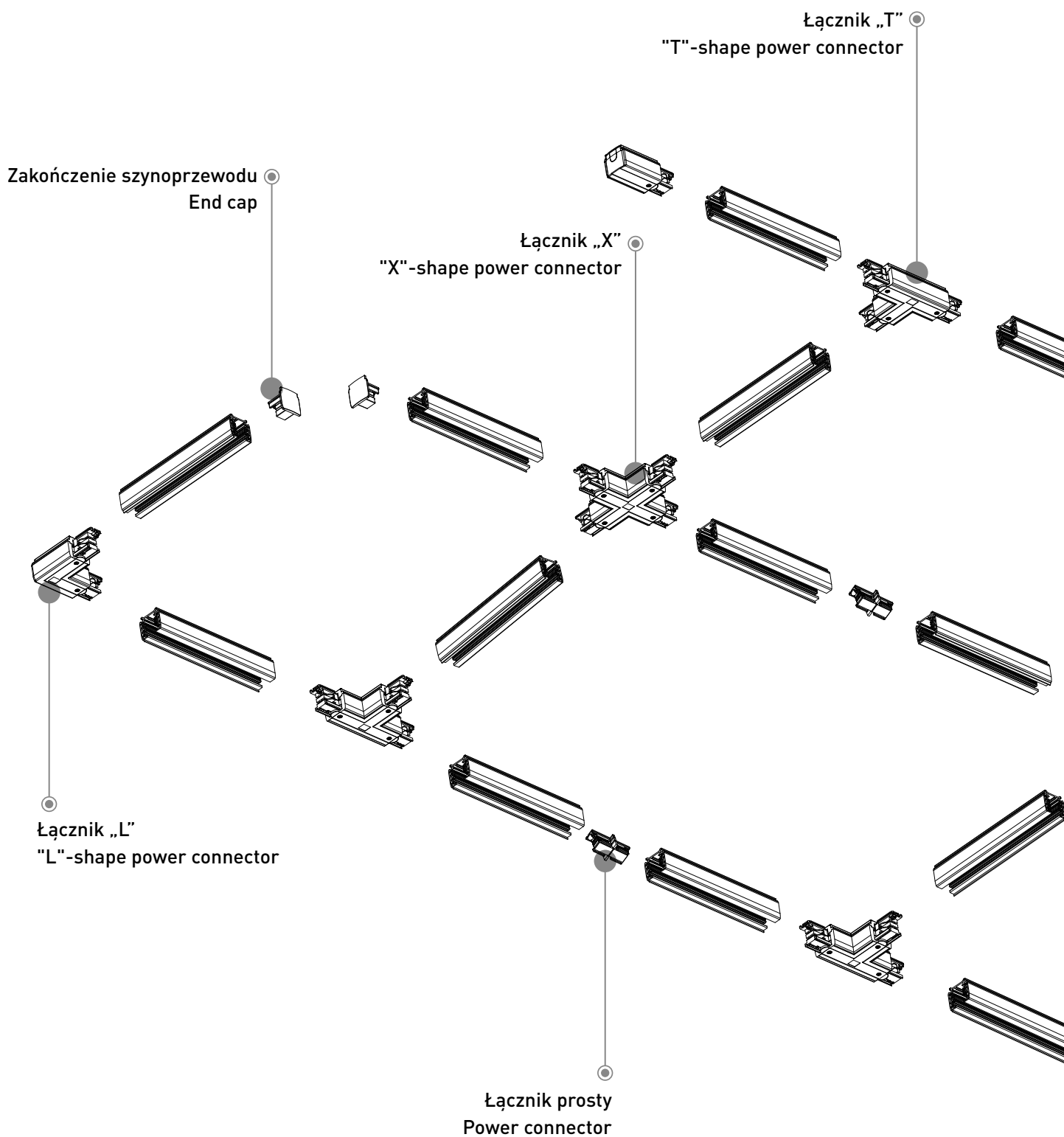
Szynoprzewód jest asymetryczny - przy doborze elementów należy zwrócić uwagę na ciągłość toru N.

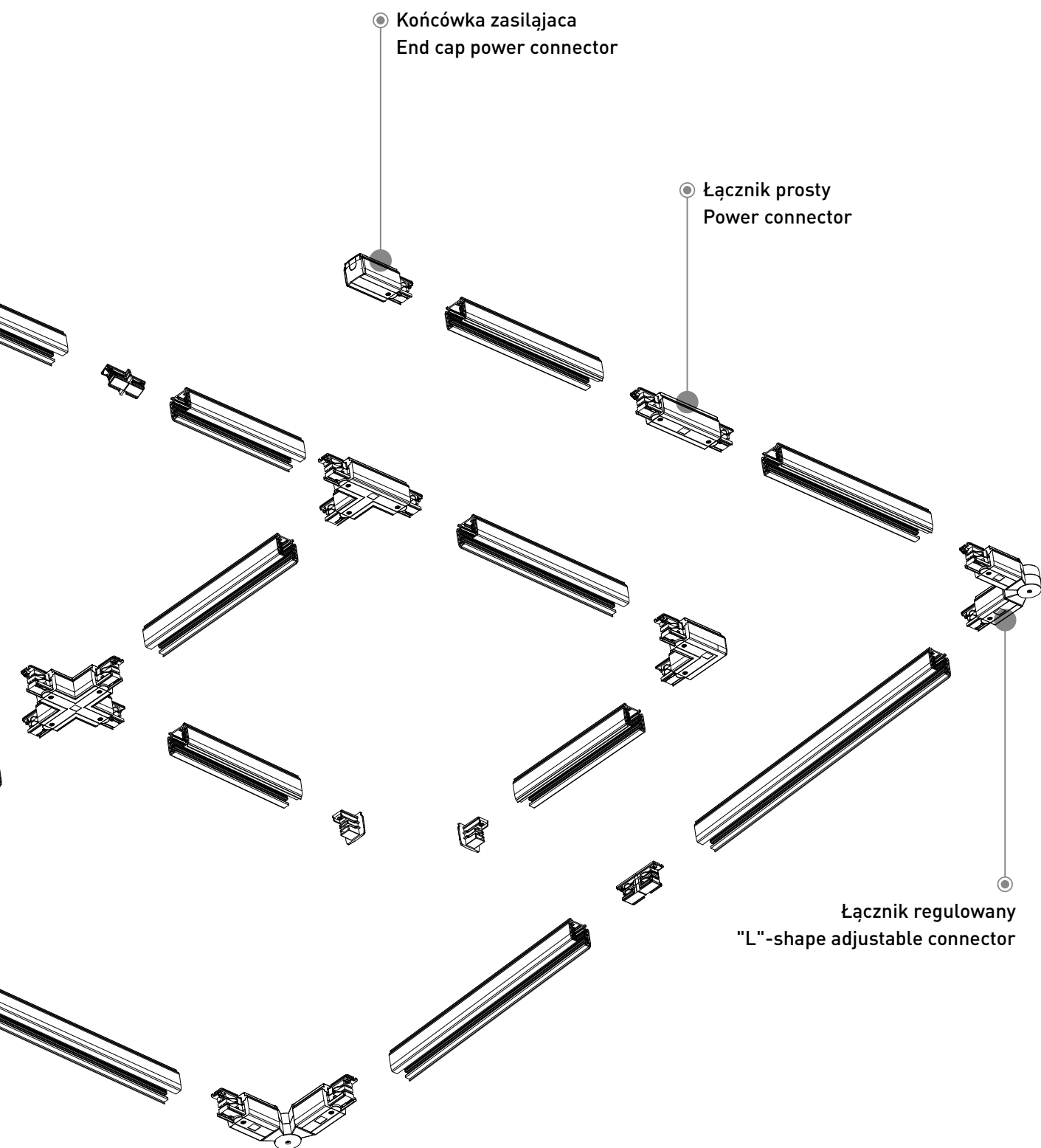
Track is asymmetrical - while choosing the parts please make sure that the track N is continuous.

Na rysunkach, tor N jest zaznaczony czerwoną linią.

The track N is marked with a red line on drawing.

► BUDOWA SYSTEMU
System structure








OSPRZĘT ELEKTRYCZNY

ELECTRICAL ACCESSORIES

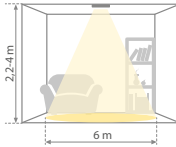
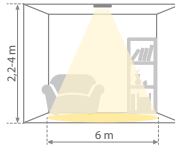
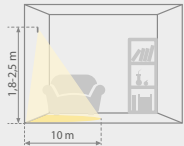
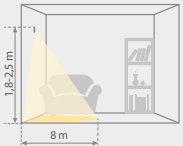
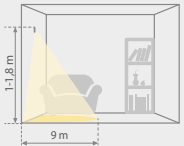
— CZUJNIKI RUCHU PIR PIR SENSORS	244
— CZUJNIKI RUCHU MIKROFALOWE MICROWAVE MOTION SENSORS	252
— CZUJNIKI ZMIERZCHOWE TWILIGHT SENSORS	258
— PROGRAMATORY PROGRAMMERS	258
— PRZEDŁUŻACZE EXTENSION CABLES	259
— OPRAWKI I PRZEJŚCIÓWKI FRAMES AND ADAPTERS	260
— ŁĄCZNIKI, ROZGAŁĘŻNIKI, GNIAZDA, WTYCZKI CONNECTORS, SPLITTERS, SOCKETS, PLUGS	263
— AKCESORIA ELEKTROINSTALACYJNE ELECTRICAL INSTALLATION ACCESSORIES	266







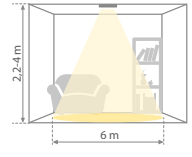
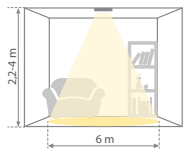
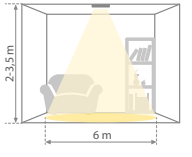
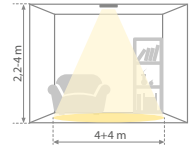
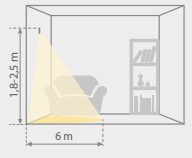
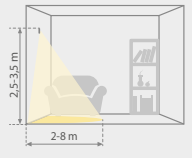





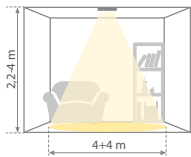
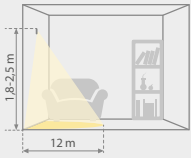
305 915
105 TIME







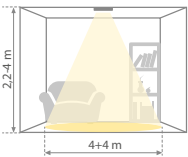
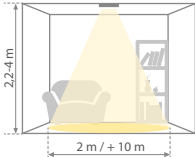
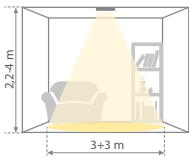
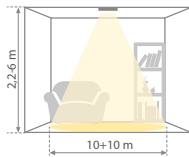
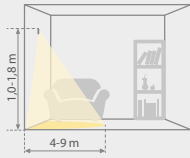
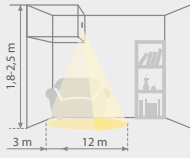
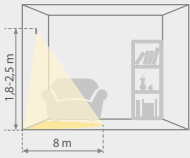
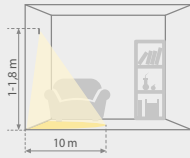




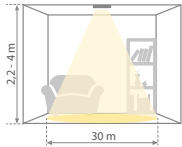
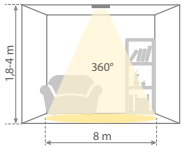
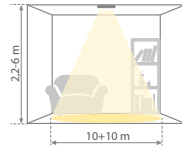
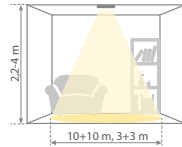
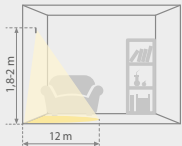
	CR-1	CR-2	CR-3	CR-3 MINI	CR-4 L
IP	IP44	IP44	IP20	IP20	IP20
max obciążenie żarowe max. load (incandescent lamp)	1200 W	1200 W	1200 W	2000 W	1200 W
max. obciążenie LED max. load (LED lamp)	300 W	300 W	300 W	1000 W	300 W
ZASIĘG (sufit) RANGE (ceiling)	-	-			-
wys montażu mounting height	-	-	2,2-4 m	2,2-4 m	-
zasięg range	-	-	6 m	6 m	-
ZASIĘG (ściana) RANGE (wall)			-	-	
wys montażu mounting height	1,8-2,5 m	1,8-2,5 m	-	-	1-1,8 m
zasięg range	10 m	8 m	-	-	9 m
podłączenie (2-3-4 żyły) connection (2-3-4 wires)	3	3	3	3	3
regulacja progu jasności brightness threshold adjustment	3-2000 lx	3-2000 lx	3-2000 lx	3-2000 lx	3-2000 lx
regulacja czasu świecenia po zaniku ruchu adjustment of lighting time after loss of motion	10 s ± 3 s/ 7min ± 2min	10 s ± 3 s/ 7min ± 2min	10 s ± 3 s/ 7min ± 2min	10 s ± 3 s/ 15min ± 2min	10 s ± 3 s / 7min ± 2min







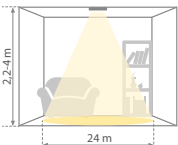
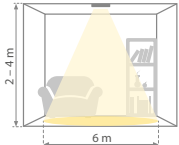
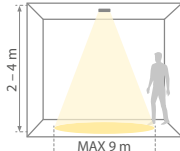
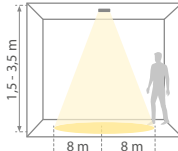
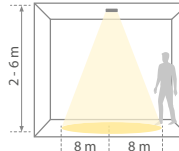
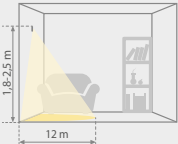
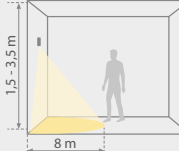
CR-5	CR-5 MINI	CR-6	CR-7	CR-8	CR-9
					
IP20	IP20	IP20	IP20	IP20	IP65
1200 W	800 W	60 W	800 W	400 W	1200 W
300 W	400 W	60 W	400 W	200 W	300 W
			-		-
2,2-4 m	2,2-4 m	2-3,5 m	-	2,2-4 m	-
6 m	6 m	6 m	-	4+4 m	-
-	-	-		-	
-	-	-	1,8-2,5 m	-	2,5-3,5 m
-	-	-	6 m	-	2-8 m
3	3	E27	3	4	3
3-2000 lx	3-2000 lx	3-2000 lx	10/2000lx	3-2000 lx	3-2000 lx
10 s ± 3 s / 15 min ± 2 min	10 s ± 3 s / 15 min ± 2 min	10 s ± 3 s / 5 min ± 1 min	5s + 30s + 1min + 3min + 5min + 8min	10 s ± 3 s / 7 min ± 2 min	10 s ± 3 s / 7 min ± 2 min


	CR-9 MINI	CR-11	CR-12	CR-13	CR-14
					
IP	IP65	IP44	IP65	IP44	IP20
max obciążenie żarowe max. load (incandescent lamp)	1200 W	1200 W	2000 W	800 W	300 W
max. obciążenie LED max. load (LED lamp)	600 W	300 W	1000 W	400 W	150 W
ZASIĘG (sufit) RANGE (ceiling)	-	-		-	-
wys montażu mounting height	-	-	2,2-4 m	-	-
zasięg range	-	-	4+4 m	-	-
ZASIĘG (ściana) RANGE (wall)			-		
wys montażu mounting height	1,8-2,5 m	1,8-2,5 m	-	1,8-2,5 m	1,0-1,8 m
zasięg range	3 m / + 12 m	12 m	-	12 m	9 m
podłączenie (2-3-4 żyły) connection (2-3-4 wires)	3	3	4	3	2
regulacja progu jasności brightness threshold adjustment	3-2000 lx	3-2000 lx	3-2000 lx	3-2000 lx	3-2000 lx
regulacja czasu świecenia po zaniku ruchu adjustment of lighting time after loss of motion	10 s ± 3 s/ 15min ± 2min	10 s ± 3 s/ 7min ± 2min	10 s ± 3 s/ 30min ± 2min	10 s ± 3 s/ 15min ± 2min	10 s ± 3 s/ 7min ± 2min

CR-15	CR-16	CR-17	CR-18	CR-19	CR-20
					
IP20	IP20	IP-65	IP20	IP44	IP20
800 W	500 W	800 W	500 W	2000 W	500 W
400 W	200 W	400 W	200 W	1000 W	200 W
	-				-
2,2-4 m	-	2,2-4 m	2,2-4 m	2,2-6 m	-
4+4 m	-	2 m / + 10 m	3+3 m	10+10 m	-
-				-	
-	1,0-1,8 m	1,8-2,5 m	1,8-2,5 m	-	1-1,8 m
-	4-9 m	2 m / + 10 m	8 m	-	10 m
3	2	3	4	4	2
3-2000 lx	3-2000 lx	3-2000 lx	3-2000 lx	3-2000 lx	3-2000 lx
10 s ± 3 s / 15min ± 2min	10 s ± 3 s / 7min ± 2min	10 s ± 3 s / 15min ± 2min	10 s ± 3 s / 15min ± 30 s	10 s ± 3 s / 30min ± 2min	10 s ± 3 s / 7 min ± 2min



	CR-21	CR-22	CR-23 PET	CO-1	CO-2
IP	IP20	IP20	IP65	IP20	IP65
max obciążenie żarowe max. load (incandescent lamp)	2000 W	1200 W	12000 W	2000 W	2000 W
max. obciążenie LED max. load (LED lamp)	1000 W	600 W	600 W	1000 W	1000 W
ZASIĘG (sufit) RANGE (ceiling)			-		
wys montażu mounting height	2,2-4 m	1,8-4 m	-	2,2-6 m	2,2-4 m
zasięg range	30 m + 10 m	8 m	-	10+10 m	motion 10+10 m, presence 3+3 m
ZASIĘG (ściana) RANGE (wall)	-	-		-	-
wys montażu mounting height	-	-	1,8-2 m	-	-
zasięg range	-	-	12 m	-	-
podłączenie (2-3-4 żyły) connection (2-3-4 wires)	4	3	3	3	4
regulacja progu jasności brightness threshold adjustment	3-2000 lx	3-2000 lx	3-2000 lx	3-2000 lx	3-2000 lx
regulacja czasu świecenia po zaniku ruchu adjustment of lighting time after loss of motion	10 s ± 3 s/ 15 min ± 2min	10 s ± 3 s/ 3 min ± 2min	10 s ± 3 s/ 15 min ± 2min	10 s ± 3 s/ 30 min ± 2min	10 s ± 3 s/ 30 min ± 2min

CO-3	CO-4 HF	CO-5 HF	CM-1	CM-3	CM-3 MINI
					
IP65	IP44	IP44	IP44	IP20	IP20
1200 W	1200 W	2000 W	1200 W	1200 W	2000 W
600 W	600 W	LED 100 W	300 W	300 W	1000 W
			-		
2,2-4 m	2-4 m	2-4 m	-	1,5-3,5 m	2-6 m
motion 24 m, presence 6 m	6 m	9 m	-	8 m (promień, radius)	8 m (promień, radius)
	-	-		-	-
1,8-2,5 m	-	-	1,5-3,5 m	-	-
12 m	-	-	8 m	-	-
3	3	3	3	4	4
0,1-2000 lx	3-2000 lx	3-2000 lx	3-2000 lx	3-2000 lx	3-2000 lx
10 s ± 3 s / 15 min ± 2 min	10 s ± 3 s / 12 min ± 1 min	10 s ± 3 s / 12 min ± 1 min	10 s ± 3 s / 12 min ± 1 min	10 s ± 3 s / 12 min ± 1 min	10 s ± 3 s / 12 min ± 1 min



	CM-4	CM-5	CM-6	CM-9	CM-15
IP	IP20	IP20	IP40	IP65	IP20
max obciążenie żarowe max. load (incandescent lamp)	1200 W	1200 W	800 W	1200 W	1200 W
max. obciążenie LED max. load (LED lamp)	300 W	300 W	400 W	300 W	300 W
ZASIĘG (sufit) RANGE (ceiling)	-			-	
wys montażu mounting height	-	1,5-3,5 m	2-6 m	-	1,5-3,5 m
zasięg range	-	8 m (promień, radius)	8 m	-	8 m
ZASIĘG (ściana) RANGE (wall)		-	-		-
wys montażu mounting height	1,0-1,8 m	-	-	1,5-3,5 m	-
zasięg range	15 m	-	-	15 m	-
podłączenie (2-3-4 żyły) connection (2-3-4 wires)	3	3	4	3	3
regulacja progu jasności brightness threshold adjustment	3-2000 lx	3-2000 lx	3-2000 lx	3-2000 lx	3-2000 lx
regulacja czasu świecenia po zaniku ruchu adjustment of lighting time after loss of motion	10 s ± 3 s / 12 min ± 1 min	10 s ± 3 s / 12 min ± 1 min	10 s ± 3 s / 12 min ± 1 min	10 s ± 3 s / 12 min ± 1 min	10 s ± 3 s / 12 min ± 1 min

SRC812

SRC812-MINI

SRC812-MINI2



IP20	IP20	IP20
1200 W	500 W	1200 W
300 W	200 W	300 W
1,5-3,5 m	1,5-3,5 m	2-8 m
8 m	8 m	8 m
-	-	
-	-	1,5-3,5 m
-	-	15 m
3	3	3
3-2000 lx	5 lx / 30 lx 150 lx / 2000 lx	3-2000 lx
10 s ± 3 s / 12 min ± 1 min	5 s / 30 s / 90 s 3 min / 5 min / 10 min	10 s ± 3 s / 12 min ± 1 min



Czujnik ruchu
Motion sensor

CR23

▶ CZUJNIK RUCHU **CR-1**

Motion detector



CR-CR1000-10	tworzywo, plastic	czarny, black	160 g	5908231308184
CR-CR1000-00		biały, white		5908231308160
CR-CR1000-10B		czarny, black		5902801618055

▶ CZUJNIK RUCHU **CR-2**

Motion detector



CR-CR2000-10	tworzywo, plastic	czarny, black	180 g	5908231308238
CR-CR2000-00		biały, white		5908231308207

▶ CZUJNIK RUCHU **CR-3**

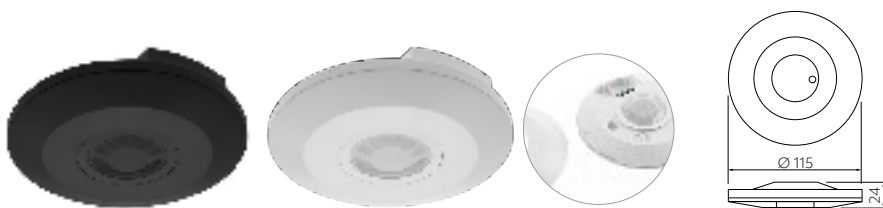
Motion detector



CR-CR3000-00	tworzywo, plastic	biały, white	170 g	5908231308146
CR-CR3000-10B		czarny, black		5902801618031

▶ CZUJNIK RUCHU **CR-3 MINI**

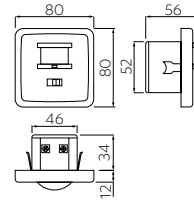
Motion detector



CR-CR3M00-00	tworzywo, plastic	biały, white	100 g	5901867146076
CR-CR3M00-10B		czarny, black		5902801618017

NEW

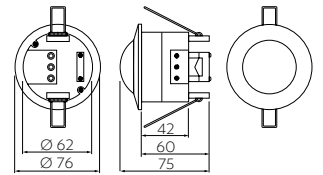
CZUJNIK RUCHU CR-4L
Motion detector



CR-CR4L00-00	tworzywo, plastic	biały, white	100 g	5908231308122
CR-CR4L00-10B		czarny, black		5902801617973

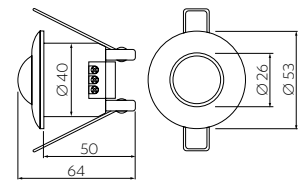
CZUJNIK RUCHU WPUSZCZANY CR-5
Recessed motion detector

NEW



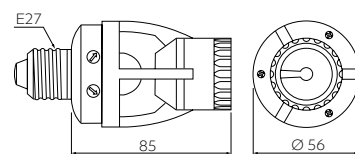
CR-CR5000-00	tworzywo, plastic	biały, white	100 g	5908231308115
CR-CR5000-10B		czarny, black		5902801617751

CZUJNIK RUCHU WPUSZCZANY CR-5M
Recessed motion detector



CR-CR5M00-00	tworzywo, plastic	biały, white	50 g	5901867108890
CR-CR5M00-10B		czarny, black		5902801617775

CZUJNIK RUCHU CR-6
Motion sensor




CR-CR6000-00	tworzywo, plastic	biały, white	80 g	5901867103437

▶ CZUJNIK RUCHU Z ZEWNĘTRZNYM SENSOREM **CR-7**

Motion detector with external sensor

NEW



CR-CR7000-00	tworzywo, plastic	biały, white	170 g	5901867103444
CR-CR7000-10B		czarny, black		5902801617799

▶ CZUJNIK RUCHU **CR-8**

Motion detector

NEW

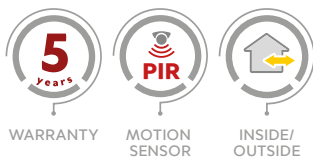


CR-CR8000-00	tworzywo, plastic	biały, white	50 g	5902801294969
CR-CR8000-10B		czarny, black		5902801617942

▶ CZUJNIK RUCHU **CR-9**

Motion detector


NEW



CR-CR9000-00	tworzywo, plastic	biały, white	5901867108906
CR-CR9000-10B		czarny, black	

▶ CZUJNIK RUCHU **CR-9 MINI**

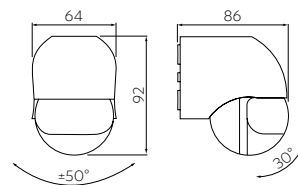
Motion detector



CR-CR9M00-00	PC	biały, white	120 g	5902801294433
CR-CR9M00-10		czarny, black		5902801294518

CZUJNIK RUCHU CR-11

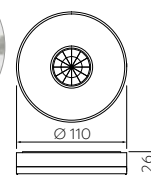
Motion sensor



CR-CR1100-00	tworzywo, plastic	biały, white	160 g	5901867108913

CZUJNIK RUCHU CR-12

Motion sensor





NEW

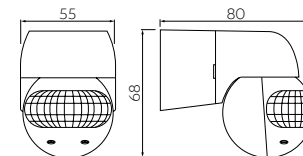
CR-CR1200-00	1000 W	2000 W	tworzywo, plastic	biały, white	130 g	5902801261664
CR-CR1200-10B				czarny, black		5902801617898

CZUJNIK RUCHU CR-13

Motion sensor



Montaż narożny,
Corner mounting.

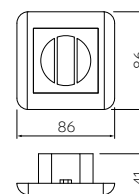


NEW

CR-CR13000-00	tworzywo, plastic	biały, white	120 g	5901867188274
CR-CR13000-10B		czarny, black		5902801617928

CZUJNIK RUCHU CR-14

Motion sensor



CR-CR1400-00	tworzywo, plastic	biały, white	82 g	5902801294174

► CZUJNIK RUCHU WPUSZCZANY **CR-15**

Recessed motion sensor



NEW

CR-CR15000-00	tworzywo, plastic	biały, white	90 g	5901867188212
CR-CR15000-10B		czarny, black		5902801617874

► CZUJNIK RUCHU **CR-16**

Motion sensor



CR-CR16000-00	tworzywo, plastic	biały, white	88 g	5902801002533
---------------	-------------------	--------------	------	---------------

► CZUJNIK RUCHU **CR-17**

Motion sensor



CR-CR17000-00	tworzywo, plastic	biały, white	55 g	5902801282102
---------------	-------------------	--------------	------	---------------

► CZUJNIK RUCHU **CR-18**

Motion sensor



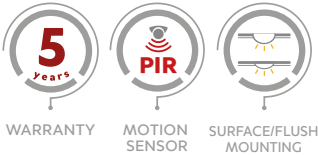
NEW

CR-CR18000-00	PC	biały, white	55 g	5902801282058
CR-CR18000-10B		czarny, black		5902801617850

NEW

CZUJNIK RUCHU I OBECNOŚCI CR-19

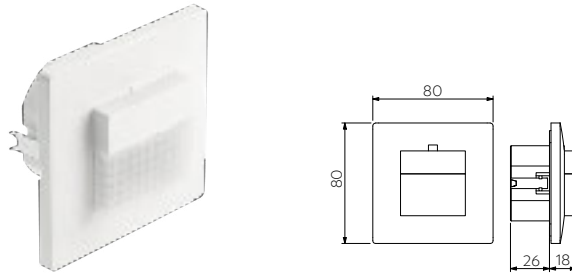
Motion and presence sensor



CR-CR19000-00	PC	biały, white	170 g	5902801282140
CR-CR19000-10B		czarny, black		5902801617836

CZUJNIK RUCHU CR-20

Motion sensor



CR-CR20000-00	200 W	500 W	tworzywo, plastic	biały, white	100 g	5902801496974
---------------	-------	-------	-------------------	--------------	-------	---------------

CZUJNIK RUCHU CR-21

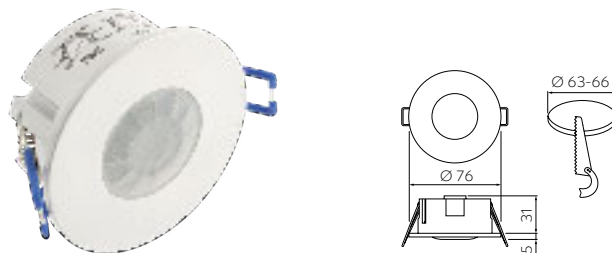
Motion sensor



CR-CR21000-00	1000 W	2000 W	tworzywo, plastic	biały, white	190 g	5902801496998
---------------	--------	--------	-------------------	--------------	-------	---------------

CZUJNIK RUCHU WPUSZCZANY CR-22

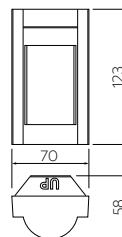
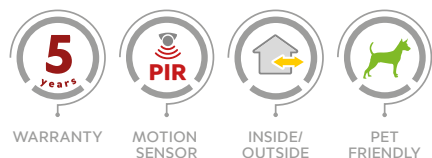
Recessed motion sensor



CR-CR22000-00	600 W	1200 W	tworzywo, plastic	biały, white	65 g	5902801497018
---------------	-------	--------	-------------------	--------------	------	---------------

► CZUJNIK RUCHU **CR-23**

Motion sensor

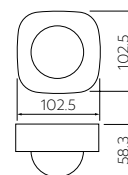



CR-CR23000-00	600 W	1200 W	tworzywo, plastic	biały, white	160 g	5902801497032

► CZUJNIK RUCHU I OBECNOŚCI **CO-1**

Motion and presence sensor

NEW

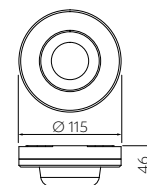
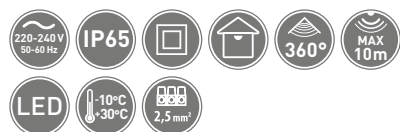


CR-CO1000-00	1000 W	2000 W	tworzywo, plastic	biały, white	140 g	5901867146090
CR-CO1000-10B				czarny, black		5902801618093

► CZUJNIK RUCHU I OBECNOŚCI **CO-2**

Motion and presence sensor

NEW

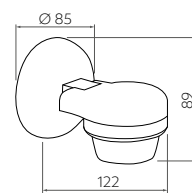


CR-CO2000-00	1000 W	2000 W	tworzywo, plastic	biały, white	150 g	5902801261534
CR-CO2000-10B				czarny, black		5902801618116

► CZUJNIK RUCHU I OBECNOŚCI **CO-3**

Motion and presence sensor

NEW



CR-CO3000-00	600 W	1200 W	tworzywo, plastic	biały, white	210 g	5902801497056
CR-CO3000-10B				czarny, black		5902801618130



CZUJNIK RUCHU / MOTION SENSOR **CR-23**

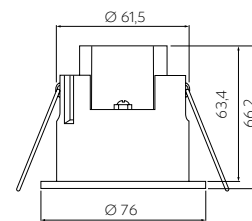


▶ CZUJNIK OBECNOŚCI **CO-4 HF**

Presence sensor

NEW



WARRANTY MICROWAVE MOTION SENSOR



CR-CO4S00-00-HF	600 W	1200 W	PC	biały, white	150 g	5902801614927
CR-CO4S00-10-HF				czarny, black		5902801612787

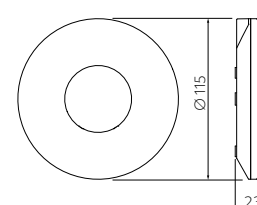

▶ CZUJNIK OBECNOŚCI **CO-5 HF**

Presence sensor

NEW



WARRANTY MICROWAVE MOTION SENSOR



CR-CO5S00-00-HF	1000 W	2000 W	PC	biały, white	100 g	5902801697883
CR-CO5S00-10B-HF				czarny, black		5902801698002

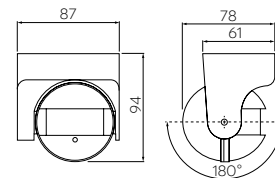
▶ CZUJNIK RUCHU MIKROFALOWY **CM-1**

Microwave motion sensor

NEW



WARRANTY MICROWAVE MOTION SENSOR



AE-CM1000-00				biały, white	160 g	5901867108876
AE-CM1000-10B	tworzywo, plastic			czarny, black		5902801618277

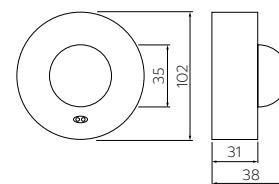
▶ CZUJNIK RUCHU MIKROFALOWY **CM-3**

Microwave motion sensor

NEW



WARRANTY MICROWAVE MOTION SENSOR



AE-CM3000-00				biały, white	170 g	5908231339997
AE-CM3000-10B	tworzywo, plastic			czarny, black		5902801618161

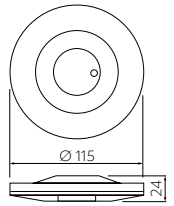
NEW

CZUJNIK RUCHU MIKROFALOWY CM-3 MINI

Microwave motion sensor



WARRANTY MICROWAVE MOTION SENSOR



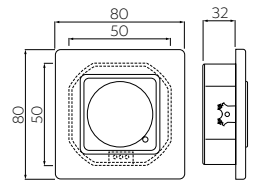
AE-CM3M00-00	tworzywo, plastic	biały, white	110 g	5901867188250
AE-CM3M00-10B				5902801618185

CZUJNIK RUCHU MIKROFALOWY CM-4

Microwave motion sensor



WARRANTY MICROWAVE MOTION SENSOR



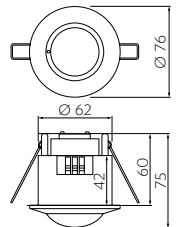
AE-CM4000-00	tworzywo, plastic	biały, white	90 g	5901867188236
AE-CM4000-10B		czarny, black		5902801618314

CZUJNIK RUCHU MIKROFALOWY, WPUSZCZANY CM-5

Recessed microwave motion sensor



WARRANTY MICROWAVE MOTION SENSOR



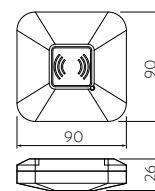
AE-CM5000-00	tworzywo, plastic	biały, white	100 g	5901867108883
AE-CM5000-10B		czarny, black		5902801618208

CZUJNIK RUCHU MIKROFALOWY CM-6

Microwave motion sensor



WARRANTY MICROWAVE MOTION SENSOR



AE-CM6000-00	400 W	800 W	PC	biały, white	100 g	5902801285189
--------------	-------	-------	----	--------------	-------	---------------



CO-5 HF

Mikrofalowy czujnik obecności
Microwave motion and presence sensor



Pełna kontrola
czułości światła.
Full control over
light sensitivity



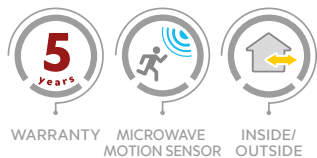
Dokładna regulacja
natężenia światła.
Precise LUX level
adjustment.



Płynna regulacja
czasu działania.
Smooth time delay
adjustment

► CZUJNIK RUCHU MIKROFALOWY **CM-9**

Microwave motion sensor



AE-CM9000-00	tworzywo, plastic,	biały, white	161 g	5901867196972
AE-CM9000-10		czarny, black		5901867196996

► CZUJNIK RUCHU MIKROFALOWY, WPUSZCZANY **CM-15**

Recessed microwave motion sensor

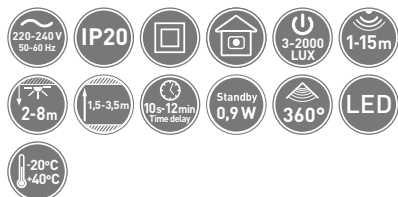
NEW



AE-CM1500-00	tworzywo, plastic	biały, white	103 g	5902801002519
AE-CM1500-10B		czarny, black		5902801618253

► CZUJNIK RUCHU **CM-12-DIP**

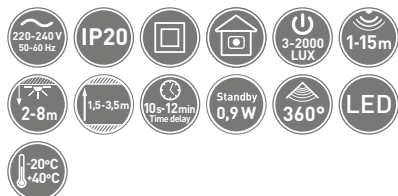
Motion sensor



AE-CM1200-00-DIP	300 W	2000 W	tworzywo, plastic	biały, white	45 g	5902801497094
------------------	-------	--------	-------------------	--------------	------	---------------

► CZUJNIK RUCHU **CM-12-POT**

Motion sensor

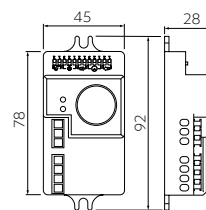
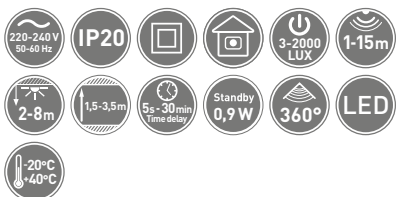


AE-CM1200-00-POT	300 W	2000 W	tworzywo, plastic	biały, white	45 g	5902801497070
------------------	-------	--------	-------------------	--------------	------	---------------

CZUJNIK RUCHU CM-13-DIM
Motion sensor



WARRANTY MICROWAVE MOTION SENSOR DIMMABLE

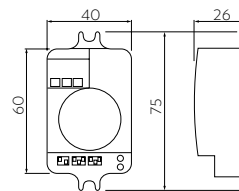


AE-CM1300-00-DIM	600 W	tworzywo, plastic	biały, white	65 g	5902801497117

CZUJNIK RUCHU MIKROFALOWY SRC812-MINI
Microwave motion sensor



WARRANTY MICROWAVE MOTION SENSOR

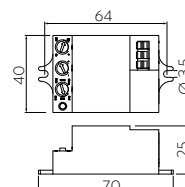


AE-SRC812-MIN	tworzywo, plastic	biały, white	45 g	5901867124326

CZUJNIK RUCHU MIKROFALOWY SRC812-MINI2
Microwave motion sensor



WARRANTY MICROWAVE MOTION SENSOR

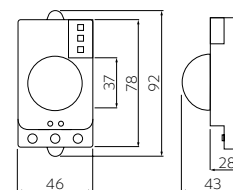


AE-SRC812-MIN2	PC	biały, white	40 g	5902801282133

CZUJNIK RUCHU MIKROFALOWY SRC812
Microwave motion sensor



WARRANTY MICROWAVE MOTION SENSOR



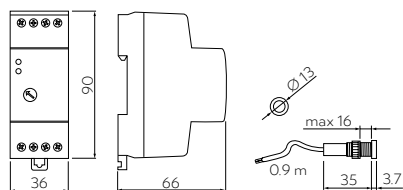
AE-SRC812-00	tworzywo, plastic	biały, white	70 g	5908231303738

▶ CZUJNIK ZMIERZCHOWY **CZ-1**

Twilight sensor



WARRANTY DUSK SENSOR



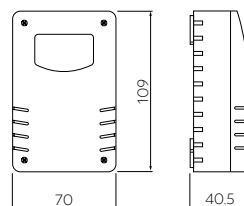
CZ-CZ1000-00	tworzywo, plastic	biały, white	130 g	5901867108920

▶ CZUJNIK ZMIERZCHOWY **CZ-2**

Twilight sensor



WARRANTY DUSK SENSOR



CZ-CZ2000-00	tworzywo, plastic	biały, white	130 g	5901867108937

▶ PROGRAMATOR CZASOWY MECHANICZNY 24 H

24h programmable timer

NEW



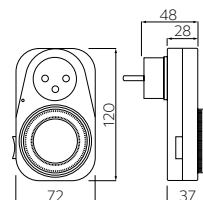
WARRANTY



PC-MECH24-00



PC-MECH24-SC



PC-MECH24-FR-00	tworzywo, plastic	FRENCH	biały, white	140 g	5902801677397
PC-MECH24-SC-00		SCHUKO			5902801677922

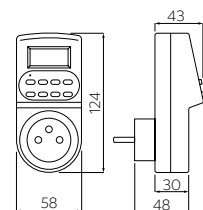
▶ PROGRAMATOR CZASOWY ELEKTRONICZNY 7 DNIOWY 24 H

24 h, 7 day electronic programmable timer

NEW



WARRANTY



PC-ELE724-FR-00	tworzywo, plastic	FRENCH	biały, white	150 g	5902801677984
PC-ELE724-SC-00		SCHUKO			5902801678004

▶ PRZEDŁUŻACZ DOMOWY
Extension cord



WARRANTY



Folder	Length (m)	X	Symbol	Barcode
AE-PS3G3M-00	3 m	3	H05VV-F 3x1.5 mm ²	5908231301192
AE-PS3G5M-00	5 m			5908231301208
AE-PS4G3M-00	3 m	4		5908231301215
AE-PS4G5M-00	5 m			5908231301222
AE-PS5G3M-00	3 m	5		5908231301239
AE-PS5G5M-00	5 m			5908231301246

▶ PRZEDŁUŻACZ DOMOWY
Extension cord



WARRANTY



Folder	Length (m)	X	Symbol	Barcode
AE-PF3G1M-00	1,5 m	3	H05VV-F 3G1.0 mm ²	5901867170057
AE-PF3G3M-00	3 m			5901867170033
AE-PF3G5M-00	5 m	5		5901867170040
AE-PF5G3M-00	3 m			5901867170064
AE-PF5G5M-00	5 m	5901867170071		

▶ PRZEDŁUŻACZ BĘBNOWY (SCHUKO)
Extension cord reel (schuko socket)



WARRANTY



Folder	Length (m)	X	Symbol	Material	Color	Barcode
AE-SBEBEN-30	30 m	4	3 x 1,5 mm ²	tworzywo + stal, plastic + steel	czarny, black	5908231322722
AE-SBEBEN-50	50 m					5908231322739

▶ PRZEDŁUŻACZ BĘBNOWY Z WYŁĄCZNIKIEM TERMICZNYM
Extension cord reel with a thermal switch



WARRANTY



Folder	Length (m)	X	Symbol	Material	Color	Barcode
AE-PFBEBEN-20	20 m	4	3 x 1 mm ²	tworzywo + stal, plastic + steel	czarny, black,	5901867170088
AE-PFBEBEN-40	40 m					5901867170095

▶ PRZEDŁUŻACZ OGRODOWY
Garden extension cord



WARRANTY



Folder	Length	Cross-section	Color	Barcode
AE-POGRODUN-10	10 m	2 x 1,0 mm ²	pomarańczowy, orange	5901867163387
AE-POGRODUN-20	20 m			5901867163394
AE-POGRODUN-30	30 m			5901867163400

oprawki i przejściówki / frames and adapters

▶ GNIAZDO DO LAMP
Lamp base socket



WARRANTY GU10 MR16 INSIDE



GZ-GZ10-0000


GZ-MR16-0000

Folder	Color	Barcode
GZ-GZ10-0000	biały, white	5908231305756
GZ-MR16-0000*		5908231331656

▶ GNIAZDO DO LAMP
Lamp base socket



WARRANTY G9 INSIDE



Folder	Color	Barcode
GZ-G90000-00	biały, white,	5902801222665

▶ OPRAWKA CERAMICZNA
Ceramic lamp holder



WARRANTY E27



Folder	Color	Barcode
AE-OCEF27-00	biały, white,	5908231302120

▶ **OPRAWKA CERAMICZNA**
Ceramic lamp holder



WARRANTY E14



AE-OCEE14-00	biały, white,	5908231302090

▶ **OPRAWKA CERAMICZNA**
Ceramic lamp holder



WARRANTY E27



AE-OCEE27-00	biały, white,	5908231302106

▶ **OPRAWKA CERAMICZNA**
Ceramic lamp holder



WARRANTY E27



AE-OCEE27-MM	biały, white,	5902801340048

▶ **OPRAWKA CERAMICZNA**
Ceramic lamp holder



WARRANTY E40



AE-OCEE40-00	biały, white,	5902801227271

▶ **OPRAWKA**
Lamp holder



WARRANTY E27



AE-OPE27P-00	biały, white,	5901867143327

▶ GNIAZDO DO LAMP E27
Lamp socket E27



Folder	Ważność	Barcode
GZ-E27000-10	czarny, black,	5902801292620
GZ-E27000-00	biały, white,	5902801256226

▶ PRZEJŚCIÓWKA
Adapter



Folder	INFO	Ważność	Barcode
AE-E14GU10-00	E14, GU10	biały, white,	5908231391797

▶ PRZEJŚCIÓWKA
Adapter



Folder	INFO	Ważność	Barcode
AE-E14E27-00	E14, E27	biały, white,	5901867112156

▶ PRZEJŚCIÓWKA
Adapter



Folder	INFO	Ważność	Barcode
AE-E27E14-00	E27, E14	biały, white,	5908231391780

▶ PRZEJŚCIÓWKA
Adapter



Folder	INFO	Ważność	Barcode
AE-27GU10-00	E27, GU10	biały, white,	5908231391803

▶ PRZEJŚCIÓWKA
Adapter



WARRANTY



	INFO		
AE-GU10E27-00	GU10, E27	biały, white,	5908231302540

▶ PRZEJŚCIÓWKA
Adapter



WARRANTY



	INFO		
AE-E40E27-00	E40, E27	biały, white,	5901867124227

▶ OBRĘCZ MOCUJĄCA E14, E27
Ring for E14, E27 sockets



WARRANTY



INSIDE



	INFO		
AE-E27RING-10	E27	biały, white,	590186712421
AE-E14RING-10	E14		5901867124227

łączniki, rozgałęźniki, gniazda, wtyczki / connectors, splitters, sockets, plugs

▶ WTYCZKA PŁASKA KĄTOWA
Plane angular plug



WARRANTY



INSIDE



	INFO	
AE-VA1UNI-00	biały, white,	5901867171887
AE-VA1UNI-10	czarny, black,	5902801318849

▶ ROZGAŁĘZIACZ Z UZIEMIENIEM
Outlet junction with PE



WARRANTY



INSIDE



	INFO	
AE-RU0103-00	1 na 3, 3-way,	5908231301277

▶ ROZGAŁĘZIACZ Z UZIEMIENIEM

Outlet junction with PE



WARRANTY INSIDE



	INFO	
AE-RU0121-00	1 na 2 + 1, 2+1-way,	5908231301260

▶ ROZGAŁĘZIACZ Z UZIEMIENIEM

Outlet junction with PE



WARRANTY INSIDE



	INFO	
AE-RU0102-00	1 na 2, 2-way,	5908231301253

▶ ROZGAŁĘZIACZ Z UZIEMIENIEM

Outlet junction with PE



WARRANTY INSIDE



	INFO	
AE-SC0102-00	biały, white,	5908231360847

▶ ROZGAŁĘZIACZ Z UZIEMIENIEM

Outlet junction with PE



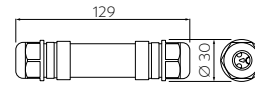
WARRANTY INSIDE



	INFO	
AE-SC0103-00	1 na 3 (schuko), 3-way (schuko)	5908231360854

▶ WODOSZCZELNY ŁĄCZNIK DO PRZEWODÓW ELEKTRYCZNYCH **WZL-2**

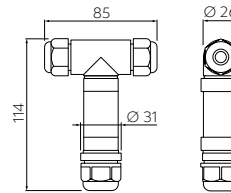
Waterproof connector for electrical wiring



WZL-2	tworzywo, plastic,	czarny, black,	5901867122070

▶ WODOSZCZELNY TRÓJNIK, ŁĄCZNIK DO PRZEWODÓW ELEKTRYCZNYCH **WZL-3**

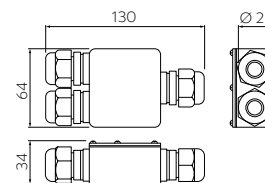
Waterproof "T"-shape connector for electrical wiring



WZL-3	tworzywo, plastic,	czarny, black,	5901867122094

▶ WODOSZCZELNY TRÓJNIK, ŁĄCZNIK DO PRZEWODÓW ELEKTRYCZNYCH **WZL-4**

Waterproof electrical wiring tee and connector



WZL-4	tworzywo, plastic,	czarny, black,	5902801016189

▶ WODOSZCZELNY TRÓJNIK, ŁĄCZNIK DO PRZEWODÓW ELEKTRYCZNYCH **WZL-2-MINI**

Waterproof electrical wiring tee and connector



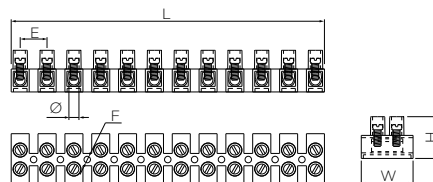

WZL-2-MINI	tworzywo, plastic,	czarny, black,	5902801476846

▶ KOSTKA Z OSŁONKĄ IZOLACYJNĄ DO OPRAW
Connection block with insulation sleeve for fixtures



LZ-KO12KO-10	czarny, black,	5901867199027

▶ ZŁĄCZKI ZACISKOWE - ELASTYCZNE
Flexible connection terminals



	L	W	H	E	F	Ø
LZ-25MM00-00	93,5	16,8	12,3	8	2,5	3
LZ-40MM00-00	114,9	18,9	15,3	9,9	2,7	3,2
LZ-60MM00-00	129,1	20,7	16,5	11	3,1	4,2
LZ-100MM0-00	137,5	22,5	18,2	11,8	3,1	4,5
LZ-160MM0-00	164,5	25,5	20	14,1	3,4	5,5
LZ-250MM0-00	187,6	29,3	25,3	16	3,4	6,5

mm




	(A)				
LZ-25MM00-00	3 A	polietylen, polietylen	16 g	10	5908231331922
LZ-40MM00-00	6 A		26 g		5908231331939
LZ-60MM00-00	10 A		32 g		5908231331946
LZ-100MM0-00	15 A		46 g		5908231331892
LZ-160MM0-00	30 A		65 g		5908231331908
LZ-250MM0-00	60 A		96 g		5908231331915

▶ OSŁONA SUFITOWA NA KOSTKĘ ELEKTRYCZNĄ
Ceiling guard for connection block



AE-MA8028-10	metal, metal, metal,	biały, white	109 g	5902801336546
AE-MA8028-00		czarny, black		5902801336553

▶ OSŁONA SUFITOWA NA KOSTKĘ ELEKTRYCZNĄ
Ceiling cover for connection block



AE-MAS80X80-10	tworzywo, plastic,	czarny, black	90 g	5902801245091
AE-MAS80X80-00		biały, white		5902801244742

▶ OSŁONA SUFITOWA NA KOSTKĘ ELEKTRYCZNĄ
Ceiling cover for connection block



WARRANTY

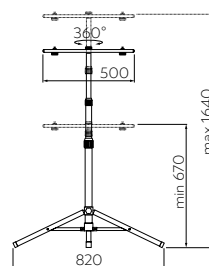


AE-CANOPY-10	biały, white,	5901867124234

▶ STATYW DO OPRAW HALOGENOWYCH I LEDOWYCH
Halogen / LED fixture stand



WARRANTY




OH-ST2500-23	stal, steel,	żółty, yellow,	2000 g	5908231360663

▶ KABEL Z WTYCZKĄ I WŁĄCZNIKIEM, 2 M
Cables with plug and switch, 2 m



WARRANTY



LD-KABE2M-00

LD-KABE2M-10



LD-KABE2M-00	2 m	5908231335265
LD-KABE2M-10		5902801004018

▶ KABEL ZASILAJĄCY Z WTYCZKĄ
Cables with plug



WARRANTY




KB-W310HUG-20	1,5 m	5908231385871
KB-W313HUG-20	3 m	5902801003899

NEW

▶ KABEL ZASILAJĄCY Z WTYCZKĄ
Cables with plug



WARRANTY



KB-W312HUG-2-20	2 m	5902801464997

▶ ZAPŁONNIK
Starter



WARRANTY




	INFO	
OS-STA422-00	4-22 W, 230 V AC	5908231332578
OS-STA465-00	4-65 W, 230 V AC	5908231332585

▶ STATECZNIK ELEKTRONICZNY
Electric driver



WARRANTY

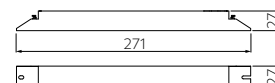


OS-SEL236-ZHQ	2 x 36 W / T8	metal, metal	70 g	5902801038174
OS-SEL418-ZHQ	4 x 18 W / T8	metal, metal	78 g	5902801038167

▶ STATECZNIK ELEKTRONICZNY
Electric driver



WARRANTY



OS-NSEL158-00	58 W / T8	metal, metal,	250 g	5902801281266
OS-NSEL136-00	36 W / T8		200 g	5902801281655
OS-NSEL118-00	18 W / T8		180 g	5902801218729

ZASILACZ STAŁOPRĄDOWY DALI2/PUSH
DALI power supply unit



WARRANTY

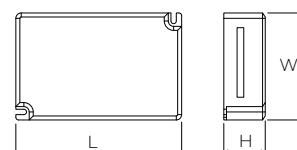


	CC	U OUTPUT		
BK-DEL042-B0800BD	800 mA	6-48 V	120 g	5902801509186

ZASILACZ DALI
DALI power supply unit



WARRANTY



	CC	U OUTPUT	LxWxH mm		
BK-PULO30A-0700AD	250-700 mA	3-42 V	104 x 68 x 31	170 g	5902801299377
BK-PULO42A-0700BD	250-700 mA	3-84 V	104 x 68 x 21		5902801299483
BK-PULO42A-1100AD	600-1100 mA	3-42 V	104 x 68 x 21		5902801299452
BK-PULO60A-2000AD	800-2000 mA	3-42 V	124 x 80 x 31		5902801270758

ZASILACZ DALI
DALI power supply unit



WARRANTY



	L	W	H
BK-BHL050-1000BZ	355	30	21
BK-BHL060-1300BZ	285	30	21

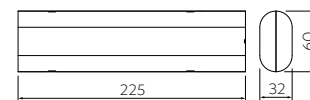
*mm

	CC	U OUTPUT		
BK-BHL050-1000BZ	550-1000 mA	3-54 V	300 g	5902801270741
BK-BHL060-1300BZ	850-1300 mA			5902801299537

MODUŁ AWARYJNY DO PANELI LED
LED panel emergency module



WARRANTY



OA-MALEDPAN-00	3 h	PC	biały, white,	525 g	5902801285400





OŚWIETLENIE MEBLOWE FURNITURE LIGHTING

— Taśmy LED LED strips	274
— Profile LED LED profiles	286
— Akcesoria Accessories	318
— Oprawy LED LED fittings	336
— Gniazda meblowe Furniture power socket	350







easy click

**Klik i gotowe.
Prosto, szybko
i bez lutowania.
Click and done.
Simple, fast
– no soldering
needed.**



SCAN ME



TAŚMY LED
LED STRIPS



+DC24V

4800-817MM

GT1108-202 X

500-817MM

+DC24V

Led tape


Led Tana®

Led tape

Led Tana®

Led tape

▶ TAŚMA LED FLASH
LED strip FLASH



		W	☀	●	IP	△	mm	✂	cm					
LD-2835MW-300-20-ZB	12 VDC 3,7 W/1 m 14,4 W/5 m	360	● 6500 K	20	65	8	60/m	5						
LD-2835MW-300-20-NE		410	● 4000 K											
LD-2835MW-300-20-CB		390	● 3200 K											
LD-2835MW-300-65-ZB		250	● 6500 K											
LD-2835MW-300-65-CB		270	● 3200 K											
LD-2835MW-600-20-ZB	12 VDC 7,3 W/1 m 21,1 W/5 m	720	● 6500 K	20	65	8	120/m	2,5						
LD-2835MW-600-20-NE4		800	● 4000 K											
LD-2835MW-600-20-CB		720	● 3200 K											
LD-2835MW-600-65-NE4	500	● 4000 K	65											
LD-2835-300-20-ZB	12 VDC 6 W/1 m 21 W/5 m	750	● 6500 K	20	65	8	60/m	5						
LD-2835-300-20-NE4P			● 4000 K											
LD-2835-300-20-CB			● 3200 K											
LD-2835-300-65-ZB			● 6500 K											
LD-2835-300-65-CB			● 3200 K											
LD-2835-300-20-ZBN	12 VDC 11 W/1 m 38 W/5 m	1000	● 6500 K	20	65	8	60/m	5						
LD-2835-300-20-NE4N			● 4000 K											
LD-2835-300-20-CBN			● 3200 K											
LD-2835-300-65-ZBN			● 6500 K											
LD-2835-300-65-NE4N			● 4000 K											
LD-2835-300-65-CBN	● 3200 K													
LD-2835-600-20-ZB	12 VDC 19 W/1 m 60 W/5 m	1600	● 6500 K	20	65	10	120/m	2,5						
LD-2835-600-20-NE4			● 4000 K											
LD-2835-600-20-CB			● 3200 K											
LD-2835-600-65-ZB			● 6500 K											
LD-2835-600-65-NE4			● 4000 K											
LD-2835-600-65-CB	● 3200 K													
LD-2835-600-5MM-20-ZB	12 VDC 10 W/1 m 33 W/5 m	750	● 6500 K	20	65	5	120/m	2,5						
LD-2835-600-5MM-20-NE4			● 4000 K											
LD-2835-600-5MM-20-CB			● 3200 K											
LD-5050-300-20-ZB			12 VDC 14,4 W/1 m 44 W/5 m						900	● 6500 K	65	10	60/m	5
LD-5050-300-20-NE4										● 4000 K				
LD-5050-300-20-CB	● 3200 K													
LD-5050-300-65-ZB	● 6500 K													
LD-5050-300-65-NE4	● 4000 K													
LD-5050-300-65-CB	● 3200 K													
LD-5630-300-20-ZB	12 VDC 16 W/1 m 50 W/5 m	1750	● 6500 K	20	65	10	60/m	5						
LD-5630-300-20-NE4			● 4000 K											
LD-5630-300-20-CB			● 3200 K											
LD-5630-300-65-ZB			● 6500 K											
LD-5630-300-65-NE4			● 4000 K											
LD-5630-300-65-CB	● 3200 K													
LD-3014-1200-20-ZB	12 VDC 19 W/1 m 53 W/5 m	1300	● 6500 K	20	65	10	240/m	1,25						
LD-3014-1200-20-NE4			● 4000 K											
LD-3014-1200-20-CB			● 3200 K											
LD-RGB-150-20	12 VDC max 72 W/1 m 22 W/5 m	-	● RGB	65			30/m	10						
LD-RGB-150-65							60/m	5						
LD-RGBW-300-20	12 VDC max 17 W/1 m	-	● RGBW	20			60/m	5						




▶ TAŚMA LED FLASH 50 M
LED strip FLASH 50 m



LD-2835MW-300-20-ZB-50	12 VDC 3,7 W/1 m	360 lm/m	● 6500 K	20	120°	60/m	5			
LD-2835MW-300-20-NE-50		410 lm/m	● 4000 K							
LD-2835MW-300-20-CB-50		390 lm/m	● 3200 K							
LD-2835MW-600-20-ZB-50	12 VDC 7,3 W/1 m	720 lm/m	● 6500 K			8	120/m		2,5	
LD-2835MW-600-20-NE4-50		800 lm/m	● 4000 K							
LD-2835MW-600-20-CB-50		720 lm/m	● 3200 K							
LD-2835-300-20-ZB-50	12 VDC 6 W/1 m	750 lm/m	● 6500 K						60/m	5
LD-2835-300-20-NE4P-50			● 4000 K							
LD-2835-300-20-CB-50			● 3200 K							
LD-5050-300-20-NE4-50	12 VDC 14,4 W/1 m	900 lm/m	● 4000 K						10	
LD-5630-300-20-NE4-50	12 VDC 16 W/1 m	1750 lm/m	● 4000 K							



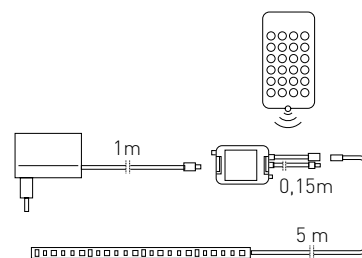
▶ TAŚMA LED FLASH
LED strip FLASH



Folder	W	☀	●	IP	∠	mm	✂	cm
LD-2835-24V-300-20-ZB	24 V DC 12 W/1 m 48 W/5 m	780 lm/m	● 6500 K	20	120°	8	60/m	10
LD-2835-24V-300-20-NE4			● 4000 K					
LD-2835-24V-300-20-CB			● 3200 K					
LD-2835-24V-600-20-ZB	24 V DC 21 W/1 m 78 W/5 m	1350 lm/m	● 6500 K			10	120/m	5
LD-2835-24V-600-20-NE4			● 4000 K					
LD-2835-24V-600-20-CB			● 3200 K					




▶ ZESTAW RGB, TAŚMA LED 5 M, KONTROLER, ZASILACZ, PILOT
RGB-set, LED band 5 m, RGB controller, LED-transformator, remote control



Folder	W	●	📦	mm	cm
LD-ZL5RGB150-00	12V	RGB	tworzywo, plastic	10	10




▶ TAŚMA LED COB
LED strip COB



Folder	W	Light	Color	IP	Beam	mm	LED	cm
LD-COB12V-20-ZBN	12 V DC 8 W/1 m 23 W/5 m	600 lm/m	● 6500 K	20	180°	8	320/m	2,5 cm
LD-COB12V-20-CBN		600 lm/m	● 2700 K					
LD-COB12V-20-NEN		700 lm/m	● 4000 K					
LD-COB12V-20-ZBPQ	12 V DC 11 W/1 m 27 W/5 m	800 lm/m	● 6500 K				480/m	
LD-COB12V-20-CBPQ		750 lm/m	● 2700 K					
LD-COB12V-20-NEPQ		800 lm/m	● 4000 K					



▶ TAŚMA LED COB
LED strip COB



Folder	W	Light	Color	IP	Beam	mm	LED	cm
LD-COB24V-20-ZBN	24 V DC 9 W/1 m 35 W/5 m	800 lm/m	● 6500 K	20	180°	8	320/m	5 cm
LD-COB24V-20-CBN		800 lm/m	● 2700 K					
LD-COB24V-20-NEN		800 lm/m	● 4000 K					
LD-COB24V-20-ZBPQ	24 VDC 10 W/1 m 34 W/5 m	950 lm/m	● 6500 K				480/m	
LD-COB24V-20-CBPQ		920 lm/m	● 2700 K					
LD-COB24V-20-NEPQ		950 lm/m	● 4000 K					




▶ TAŚMA LED COB
LED strip COB

NEW




	Ⓜ	☀	●	IP	∠	mm	x	cm
LD-COB12V-20-ZBPQN-50	12 V DC 10W/1m	650 lm/m	● 6500 K	20	180°	8	480/m	2,5 cm
LD-COB12V-20-CBPQN-50		600 lm/m	● 2700 K					
LD-COB12V-20-NEPQN-50		600 lm/m	● 4000 K					
LD-COB24V-20-ZBPQN-50	24 V DC 10 W/1 m	950 lm/m	● 6500 K					5 cm
LD-COB24V-20-CBPQN-50		950 lm/m	● 2700 K					
LD-COB24V-20-NEPQN-50		920 lm/m	● 4000 K					



NEW

▶ TAŚMA LED COB FREE CUT
LED strip COB Free Cut




Możliwość cięcia w dowolnym miejscu.
Can be cut to size at any point

	W	☀	●	IP	∠	mm	x
LD-COBFC12V-528-20-CB	12 V DC 11 W/1m 26 W/5m	880 lm/m	● 2700 K	20	180°	8	528/m
LD-COBFC12V-528-20-NE		880 lm/m	● 4000 K				
LD-COBFC12V-528-20-ZB		880 lm/m	● 6500 K				



▶ TAŚMA LED COB FREE CUT
LED strip COB Free Cut

NEW




Możliwość cięcia w dowolnym miejscu.
Can be cut to size at any point

	W	☀	●	IP	∠	mm	x
LD-COBFC24V-528-20-CB	24 V DC 11 W/1m 47 W/5m	880 lm/m	● 2700 K	20	180°	8	528/m
LD-COBFC24V-528-20-NE		880 lm/m	● 4000 K				
LD-COBFC24V-528-20-ZB		880 lm/m	● 6500 K				



▶ TAŚMA LED COB
LED strip COB

NEW




	W	☀	●	IP	∠	mm	x	cm
LD-COBST12V-480-65-CB	12 V DC 10 W/m 25 W/5m	800 lm/m	● 2700 K	65	180°	8	528/m	2,5
LD-COBST12V-480-65-NE		800 lm/m	● 4000 K					
LD-COBST12V-480-65-ZB		800 lm/m	● 6500 K					



▶ TAŚMA LED COB
LED strip COB

NEW

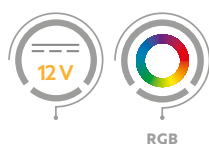


	Ⓜ	☀	●●	IP	∧	mm	x	X
LD-COBST24V-480-65-CB	24 V DC 10 W/m 40 W/5 m	800 lm/m	● 2700 K	65	180°	8	528/m	5 cm
LD-COBST24V-480-65-NE		800 lm/m	● 4000 K					
LD-COBST24V-480-65-ZB		800 lm/m	● 6500 K					



▶ TAŚMA LED COB RGB
LED strip COB RGB

NEW

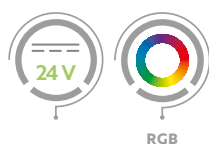


	Ⓜ	☀	●●	IP	∧	mm	x	X
LD-COBRGB12V-810-20	12 V DC 16 W/m 43 W/5 m	-	-	65	180°	8	528/m	3,5 cm



▶ TAŚMA LED COB RGB
LED strip COB RGB

NEW




	Ⓜ	☀	●●	IP	∧	mm	x	X
LD-COBRGB24V-840-20	24 V DC 16 W/m 60 W/5 m	-	-	65	180°	8	528/m	5 cm





▶ TAŚMA LED NEON FLEX
LED strip NEON FLEX

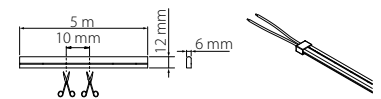


	W	☀	●	IP	∠	mm	x	cm
LD-NF-12V6X12-65-ZB	12 VDC 12 W/1m 40 W/5 m	200 lm/m	● 6500 K	65	120°	6	x120	120/m
LD-NF-12V6X12-65-NE			● 4000 K					
LD-NF-12V6X12-65-CB			● 3200 K					

	i
LD-ZASNF-12V6X12-65	zaślepka, end cap
LD-UNF-12V6X12-6X	uchwyt, mounting clip



▶ TAŚMA LED NEON FLEX
LED strip NEON FLEX



	W	☀	●	IP	∠	mm	x	cm
LD-NF-24V6X12-65-ZB	24 VDC 12W/1m 48W/5m	200 lm/m	● 6500 K	65	120°	6 mm	x100	100/m
LD-NF-24V6X12-65-NE			● 4000 K					
LD-NF-24V6X12-65-CB			● 3200 K					

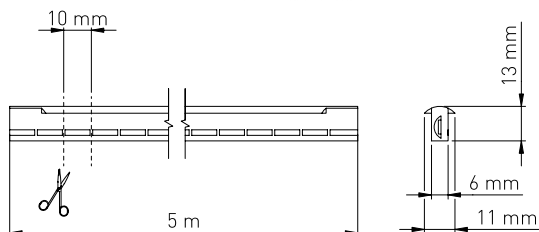

	i
LD-ZASNF-12V6X12-65	zaślepka, end cap
LD-UNF-12V6X12-6X	uchwyt, mounting clip



▶ TAŚMA LED NEON FLEX
LED strip NEON flex




NEW



LD-NFT-12V6X11-65-NE	12 V DC 13 W/1 m 41 W/5 m	250 lm/m	● 4000 K	65	120°	8	100/m	1 cm
LD-NFT-24V6X11-65-NE	24 VDC 12 W/1 m 49 W/5 m							1 cm







PROFILE LED
LED PROFILES

► PROFIL GLAX LINIOWY
GLAX linear profile



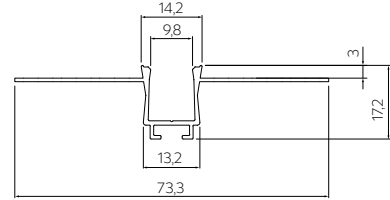

WORKING
TEMPERATURE

Taśma LED max 10 mm szerokości
LED strip width max 10 mm




2019

NEW



Ostonki / Covers /



Akcesoria / Accessories /



1	PA-GLAXGKL3M-00C	3	profil, profile	srebrny, silver	aluminium, aluminium
2	PA-CPGLAXL-00	-	łącznik liniowy, straight connector		
3	PA-CPGLAXAH-00	-	łącznik poziomy, horizontal connector		
4	PA-CPGLAXAV-00	-	łącznik pionowy, vertical connector		
5	PA-OSMLGLAXM3MP-00	3	osłonka mini, cover mini	mleczna, frosted	PC
6	PA-OSCLGLAXM3MP-00	3		czarny, black	
7	PA-OSCLGLAXM45MP-00	45		mleczna, frosted	
8	PA-OSMLGLAXM45MP-00			transparentna, transparent	
9	PA-OSTRGLAXM45MP-00	3		transparentna, transparent	
10	PA-OSTRGLAXM3MP-00			transparentna, transparent	



PROFIL GLAX ŚCIENNY
GLAX wall profile



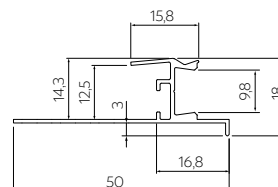

WORKING TEMPERATURE

Taśma LED max 10 mm szerokości
LED strip width max 10 mm



2019

NEW




Ostonki / Covers



Aksesoria / Accessories



1	PA-GLAXGKS3M-00C	3	profil, profile		aluminium, aluminium	
2	PA-CPGLAXL-00	-	łącznik liniowy, straight connector	srebrny, silver	stal nierdzewna, stainless steel	
3	PA-CPGLAXAH-00	-	łącznik poziomy, horizontal connector			
4	PA-CPGLAXAV-00	-	łącznik pionowy, vertical connector			
5	PA-OSMLGLAXM3MP-00	3	osłonka mini, cover mini			mleczna, frosted
6	PA-OSCLGLAXM3MP-00	3		czarny, black		
7	PA-OSCLGLAXM45MP-00	45		mleczna, frosted		
8	PA-OSMLGLAXM45MP-00			transparentna, transparent		
9	PA-OSTRGLAXM45MP-00			3		
10	PA-OSTRGLAXM3MP-00	3				



PROFIL GLAX SUFITOWY
GLAX ceiling profile



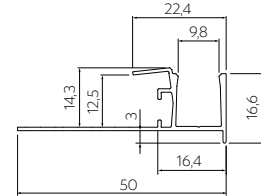

WORKING
TEMPERATURE

Taśma LED max 10 mm szerokości
LED strip width max 10 mm




NEW

2019




Ostonki / Covers /



Aksesoria / Accessories /



1	PA-GLAXGKW3M-00C	3	profil, profile	srebrny, silver	aluminium, aluminium	
2	PA-CPGLAXL-00	-	łącznik liniowy, straight connector		osłonka mini, cover mini	stal nierdzewna, stainless steel
3	PA-CPGLAXAH-00	-	łącznik poziomy, horizontal connector			
4	PA-CPGLAXAV-00	-	łącznik pionowy, vertical connector			
5	PA-OSMLGLAXM3MP-00	3	osłonka mini, cover mini	mleczna, frosted	PC	
6	PA-OSCLGLAXM3MP-00	3		czarny, black		
7	PA-OSCLGLAXM45MP-00	45		mleczna, frosted		
8	PA-OSMLGLAXM45MP-00			transparentna, transparent		
9	PA-OSTRGLAXM45MP-00			3		transparentna, transparent
10	PA-OSTRGLAXM3MP-00	3				



► PROFIL GLAX KĄTOWY, WEWNĘTRZNY
GLAX internal angle profile



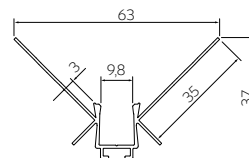

WORKING TEMPERATURE

Taśma LED max 10 mm szerokości
LED strip width max 10 mm




2019

NEW




Ostonki / Covers



Akcesoria / Accessories



1	PA-GLAXGKWK3M-00C	3	profil, profile		aluminium, aluminium
2	PA-CPGLAXL-00	-	łącznik liniowy, straight connector	srebrny, silver	stal nierdzewna, stainless steel
3	PA-CPGLAXAH-00	-	łącznik poziomy, horizontal connector		
4	PA-CPGLAXAV-00	-	łącznik pionowy, vertical connector		
5	PA-OSMLGLAXM3MP-00	3	osłonka mini, cover mini		
6	PA-OSCLGLAXM3MP-00	3		czarny, black	
7	PA-OSCLGLAXM45MP-00	45		mleczna, frosted	
8	PA-OSMLGLAXM45MP-00			transparentna, transparent	
9	PA-OSTRGLAXM45MP-00			transparentna, transparent	
10	PA-OSTRGLAXM3MP-00	3			



► PROFIL GLAX KĄTOWY, ZEWNĘTRZNY
GLAX external angle profile



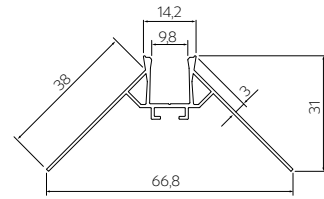

WORKING
TEMPERATURE

Taśma LED max 10 mm szerokości
LED strip width max 10 mm




2019

NEW




Ostonki / Covers /



Aksesoria / Accessories /



1	PA-GLAXGKZK3M-00C	3	profil, profile		aluminium, aluminium
2	PA-CPGLAXL-00	-	łącznik liniowy, straight connector	srebrny, silver	stal nierdzewna, stainless steel
3	PA-CPGLAXAH-00	-	łącznik poziomy, horizontal connector		
4	PA-CPGLAXAV-00	-	łącznik pionowy, vertical connector		
5	PA-OSMLGLAXM3MP-00	3	osłonka mini, cover mini		
6	PA-OSCLGLAXM3MP-00	3		czarny, black	
7	PA-OSCLGLAXM45MP-00	45		mleczna, frosted	
8	PA-OSMLGLAXM45MP-00			transparentna, transparent	
9	PA-OSTRGLAXM45MP-00			3	
10	PA-OSTRGLAXM3MP-00	3			



► PROFIL GLAX NAKŁADANY, MICRO
GLAX profile surface mounted, micro




WORKING TEMPERATURE

Wąska linia światła,
Brak punktów świetlnych przy użyciu
dedykowanej taśmy LED o szerokości 5 mm,
Narrow line of light.

No visible points of light due to dedicated 5mm LED strip



1	PA-GLAXMICNK-AL	2	profil, profile	srebrny, silver	aluminium, aluminium
2	PA-GLAXMICNK3M-AL	3			
3	PA-GLAXMICNK-AL-20M	2		czarny mat, black matt	
4	PA-GLAXMICNK3M-AL-20M	3			
5	PA-OSMLGLAXMICP-00	2	osłonka micro, cover micro	mleczna, frosted	PC
6	PA-OSMLGLAXMIC3MP-00	3			
7	PA-OSMLGLAXMIC45MP-00	45		czarny, black	
8	PA-OSCLGLAXMICP-00	2			
9	PA-OSCLGLAXMIC3MP-00	3	zaślepka, end cap	szary, gray	ABS
10	PA-ZASGLAXMICNKP-00	-			
11	PA-ZASGLAXMICNKPO-00	-			
12	PA-ZASGLAXMICNKP-20M	-		czarny, black	
13	PA-ZASGLAXMICNKPO-20M	-			
14	PA-SPRGLAXMIC-00N	-	uchwyt, mounting clip	transparentna, transparent	PC





BODY LOTION

SHAVE CREAM

SHAVE CREAM

BODY OIL

BODY LOTION

► PROFIL GLAX NAKŁADANY MINI
GLAX profile mini surface mounted

NEW



WORKING TEMPERATURE

Taśma LED max 10 mm szerokości
LED strip width max 10 mm



Ostonki / Covers







Zaślepki / End caps



Uchwyt / mounting clip





1	PA-GLAXMNK-AL	2	profil, profile	srebrny, silver	aluminium, aluminium		
2	PA-GLAXMNK-AL-20M			czarny, black			
3	PA-GLAXMNK-AL-10			biały, white			
4	PA-GLAXMNK-AL-90			szampan, champagne			
5	PA-GLAXMNK3M-AL	3		srebrny, silver			
6	PA-GLAXMNK3M-AL-20M			czarny, black			
7	PA-GLAXMNK3M-AL-10			biały, white			
8	PA-GLAXMNK3M-AL-90			szampan, champagne			
9	PA-OSMLGLAXMP-00	2	oslonka mini, cover mini	mleczna, frosted	PC		
10	PA-OSMLGLAXM3MP-00	3					
11	PA-OSMLGLAXM45MP-00	45					
12	PA-OSTRGLAXMP-00	2		transparentna, transparent			
13	PA-OSTRGLAXM3MP-00	3					
14	PA-OSTRGLAXM45MP-00	45					
15	PA-OSCLGLAXMP-00	2		czarny, black			
16	PA-OSCLGLAXM3MP-00	3					
17	PA-OSCLGLAXM45MP-00	45					
18	PA-ZASGLAXMNKP-00	-		zaślepka, end cap		szary, gray	ABS
19	PA-ZASGLAXMNKPO-00	-				biały, white	
20	PA-ZASGLAXMNKP-10	-					
21	PA-ZASGLAXMNKPO-10	-				szampan, champagne	
22	PA-ZASGLAXMNKP-90	-					
23	PA-ZASGLAXMNKPO-90	-					
24	PA-ZASGLAXMNKP-20M	-				czarny mat, black matt	
25	PA-ZASGLAXMNKPO-20M	-					
26	PA-SPRGLAXM-00N	-	uchwyt, mounting clip	transparentna, transparent	PC		

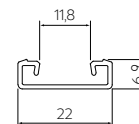
PROFIL GLAX NAKŁADANY
GLAX profile surface mounted

NEW




WORKING TEMPERATURE


Taśma LED max 10 mm szerokości
LED strip width max 10 mm



Ostonki / Covers



1	PA-GLAXNK-AL	2	profil, profile	srebrny, silver	aluminium, aluminium
2	PA-GLAXNK3M-AL	3			
3	PA-GLAXNK-AL-20M	2		czarny mat, black matt	
4	PA-GLAXNK3M-AL-20M	3			
5	PA-OSMLGLAXP-00	2	oslonka mini, cover mini	mleczna, frosted	PC
6	PA-OSMLGLAX3MP-00	3			
7	PA-OSMLGLAX35MP-00	35			
8	PA-OSTRGLAXP-00	2		transparentna, transparent	
9	PA-OSTRGLAX3MP-00	3			
10	PA-OSTRGLAX35MP-00	35			
11	PA-OSCLGLAXP-00	2		czarny, black	
12	PA-OSCLGLAX3MP-00	3			
13	PA-OSCLGLAX35MP-00	35			
14	PA-ZASGLAXNKP-00	-		zaślepka, end cap	
15	PA-ZASGLAXNKPO-00	-			
16	PA-ZASGLAXNKP-20M	-	czarny, black		
17	PA-ZASGLAXNKPO-20M	-			





BE
BRAVE

DO
something
today
THAT YOU
WON'T
THANK YOU
FOR

All
you
need
is
love

Better
days are
coming.
They are
called
Saturday and
Sunday.

Smile
you
are
beaut-
iful.

the
time
is
now.

BE
BRAVE

DO
WHAT
YOU
LOVE.



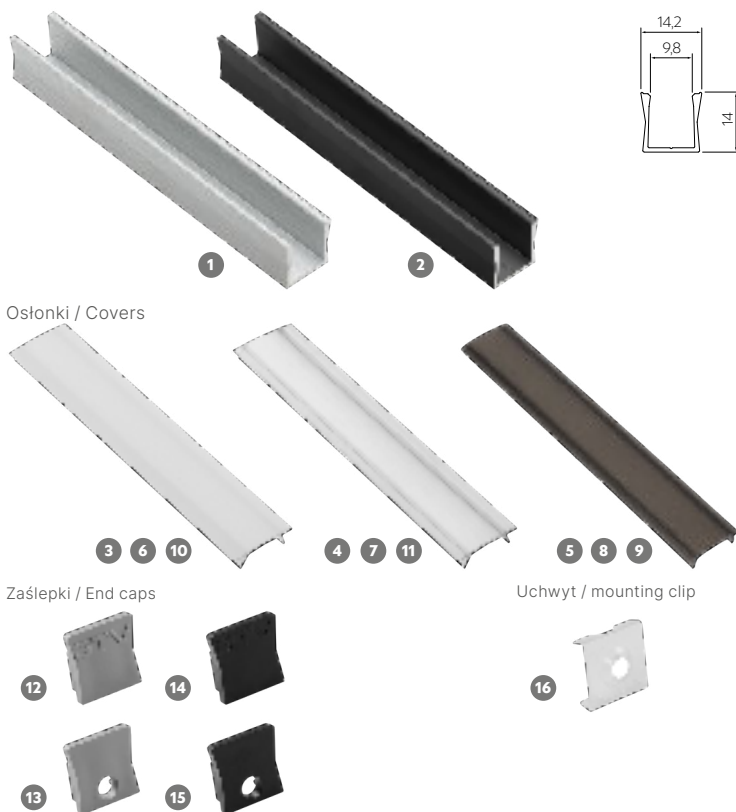
► PROFIL GLAX NAKŁADANY MINI, WYSOKI
Profile GLAX surface mounted mini, high






NEW







WORKING TEMPERATURE

Brak widocznych punktów świetlnych
Taśma LED max 10 mm szerokości
No visible points of light
LED strip width max 10 mm



					
1	PA-GLAXMNKW-AL	2	profil, profile	srebrny, silver	aluminium, aluminium
2	PA-GLAXMNKW-AL-20M			czarny, black	
3	PA-OSMLGLAXMP-00	2	osłonka mini, cover mini	mleczna, frosted	PC
4	PA-OSTRGLAXMP-00			transparentna, transparent	
5	PA-OSCLGLAXMP-00			czarny, black	
6	PA-OSMLGLAXM3MP-00	3	osłonka mini, cover mini	mleczna, frosted	PC
7	PA-OSTRGLAXM3MP-00			transparentna, transparent	
8	PA-OSCLGLAXM3MP-00			czarny, black	
9	PA-OSCLGLAXM45MP-00	45	osłonka mini, cover mini	czarny, black	PC
10	PA-OSMLGLAXM45MP-00			mleczna, frosted	
11	PA-OSTRGLAXM45MP-00			transparentna, transparent	
12	PA-ZASGLAXMNKW-00	-	zaślepka, end cap	szary, gray	ABS
13	PA-ZASGLAXMNKWPO-00			czarny mat, black matt	
14	PA-ZASGLAXMNKW-20M			czarny mat, black matt	
15	PA-ZASGLAXMNKWPO-20M			czarny mat, black matt	
16	PA-SPRGLAXM-00N	-	uchwyt, mounting clip	transparentna, transparent	PC



► PROFIL GLAX WPUSZCZANY, MICRO
GLAX profile recessed, micro

NEW



WORKING TEMPERATURE


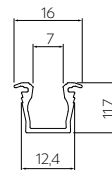
Wąska linia światła
Brak punktów świetlnych przy użyciu dedykowanej taśmy LED o szerokości 5 mm, Narrow line of light.
No visible points of light due to dedicated 5mm LED strip



Ostonki / Covers




Zaślepki / End caps



1	PA-GLAXMIC-AL	2	profil, profile	srebrny, silver	aluminium, aluminium
2	PA-GLAXMIC3M-AL	3			
3	PA-OSMLGLAXMICP-00N	2	oslonka micro, cover micro	mleczna, frosted	PC
4	PA-OSMLGLAXMIC3MP-00N	3			
5	PA-OSMLGLAXMIC45MP-00N	45			
6	PA-ZASGLAXMICP-00	-	zaślepka, end cap	szary, gray	ABS
7	PA-ZASGLAXMICPO-00	-			


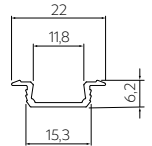


PROFIL GLAX WPUSZCZANY
Profile GLAX recessed



WORKING TEMPERATURE





Taśma LED max 10 mm szerokości
LED strip width max 10 mm



Ostonki / Covers /



Zaślepki / End caps /



		L m	i		
1	PA-GLAX-AL	2	profil, profile	srebrny, silver	aluminium, aluminium
2	PA-GLAX-AL-20M			czarny, black	
3	PA-GLAX-AL-10			biały, white	
4	PA-GLAX-AL-90			szampan, champagne	
5	PA-GLAX3M-AL	3	profil, profile	srebrny, silver	aluminium, aluminium
6	PA-GLAX3M-AL-20M			czarny, black	
7	PA-GLAX3M-AL-10			biały, white	
8	PA-OSMLGLAXP-00	2	ostonka, cover	mleczna, frosted	PC
9	PA-OSMLGLAX3MP-00	3		transparentna, transparent	
10	PA-OSTRGLAXP-00	2			
11	PA-OSTRGLAX3MP-00	3		czarny, black	
12	PA-OSCLGLAXP-00	2			
13	PA-OSCLGLAX3MP-00	3			
14	PA-OSCLGLAX35MP-00	35			
15	PA-OSMLGLAX35MP-00			mleczna, frosted	
16	PA-OSTRGLAX35MP-00	transparentna, transparent	ABS		
17	PA-ZASGLAXP-00	-		zaślepka, end cap	szary, gray
18	PA-ZASGLAXP-10				biały, white
19	PA-ZASGLAXP-90				szampan, champagne
20	PA-ZASGLAXP-20M		czarny mat, black matt		


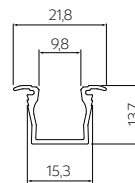
► PROFIL GLAX MINI WPUSZCZANY, WYSOKI
Profile GLAX recessed, high

NEW



WORKING TEMPERATURE


Brak widocznych punktów świetlnych
Taśma LED max 10 mm szerokości
No visible points of light
LED strip width max 10 mm




Ostonki / Covers



Zaślepki / End caps





1	PA-GLAXMW-AL	2	profil, profile	srebrny, silver	aluminium, aluminium	
2	PA-GLAXMW-AL-20M			czarny, black		
3	PA-GLAXMW-AL-10			biały, white		
4	PA-OSCLGLAXMP-00	2	osłonka mini, cover mini	czarny, black	PC	
5	PA-OSCLGLAXM3MP-00	3		mleczna, frosted		
6	PA-OSMLGLAXMP-00	2				
7	PA-OSMLGLAXM3MP-00	3				
8	PA-OSTRGLAXMP-00	2		transparentna, transparent		
9	PA-OSTRGLAXM3MP-00	3		czarny, black		
10	PA-OSCLGLAXM45MP-00	45				mleczna, frosted
11	PA-OSMLGLAXM45MP-00					
12	PA-OSTRGLAXM45MP-00			transparentna, transparent		
13	PA-ZASGLAXMWP-00	-	zaślepka, end cap	szary, gray	ABS	
14	PA-ZASGLAXMWPO-00			biały, white		
15	PA-ZASGLAXMWP-10					
16	PA-ZASGLAXMWPO-10					
17	PA-ZASGLAXMWP-20M			czarny mat, black matt		
18	PA-ZASGLAXMWPO-20M					

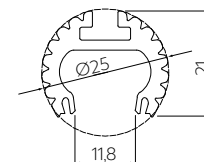
► PROFIL GLAX DRAŻKOWY
GLAX rail profile

NEW

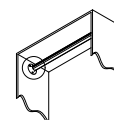


WORKING
TEMPERATURE

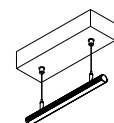
Taśma LED max 10 mm szerokości
LED strip width max 10 mm



Możliwości montażu jako
Assembly options as




- drążek w szafie
- rod in the closet



- oprawa zwieszana
- suspended luminaire


Oslonki / Covers



Zaślepki / End caps









Rozetka / Rail socket



Zawieszka / Hanger



							
1	PA-GLAXDR-AL	2	profil, profile	srebrny, silver	aluminium, aluminium		
2	PA-GLAXDR-AL-20M			czarny, black			
3	PA-OSMLGLAXP-00	2	oslonka, cover	mleczna, frosted	PC		
4	PA-OSMLGLAX3MP-00	3		transparentna, transparent			
5	PA-OSTRGLAXP-00	2					
6	PA-OSTRGLAX3MP-00	3					
7	PA-OSCLGLAXP-00	2		czarny, black			
8	PA-OSCLGLAX3MP-00	3		mleczna, frosted			
9	PA-OSMLGLAX35MP-00	35		transparentna, transparent			
10	PA-OSTRGLAX35MP-00			czarny, black			
11	PA-OSCLGLAX35MP-00						
12	PA-ZASGLAXDRP-00	-		zaślepka, end cap		szary, gray	
13	PA-ZASGLAXDRP-20M	-				czarny, black	
14	PA-ROZGLAX-53	-	rozetka, rail socket	szary, gray	ZnAl		
15	PA-ROZGLAX-53-20M	-		czarny, black			
16	PA-ROZGLAXP-53	-	rozetka premium, rail socket premium	szary, gray			
17	PA-ZAWGLAXDRP-00	1,5	zawieszka, hanger	chrom, chrome	stal, steel		



► PROFIL GLAX Z RADIATOREM
Profile GLAX with heatsink

NEW



WORKING TEMPERATURE

Taśma LED max 12 mm szerokości
LED strip width max 12 mm

Dedykowana soczewka zawężająca kąt świecenia do 60°.
Możliwość zawieszenia oprawy za pomocą linek
Dedicated lens that narrows the beam angle to 60 degrees
Possibility to suspend the fixture using lines



Oslonki / Covers




Zaślepki / End caps




Uchwyt / mounting clip



Zawieszka / Hanger



1	PA-GLAXRAD-AL	2	profil, profile	srebrny, silver	aluminium, aluminium		
2	PA-OSMLGLAXSO-00	2	osłonka soczewka, cover lenticular	transparentna, transparent	PMMA		
3	PA-OSMLGLAXP-00	2	osłonka, cover	mleczna, frosted	PC		
4	PA-OSMLGLAX3MP-00	3					
5	PA-OSTRGLAXP-00	2		transparentna, transparent			
6	PA-OSTRGLAX3MP-00	3		mleczna, frosted			
7	PA-OSMLGLAX35MP-00	35					
8	PA-OSTRGLAX35MP-00			transparentna, transparent			
9	PA-ZASGLAXRADP-00	-		zaślepka, end cap		szary, gray	ABS
10	PA-ZASGLAXRADPO-00	-					
11	PA-ZAWGLAXDR-00	1,5	zawieszka, hanger	chrom, chrome	stal, steel		
12	PA-SPRGLAXM-00N	-	uchwyt, mounting clip	transparentna, transparent	PC		

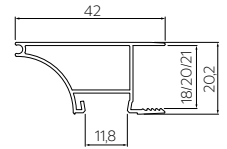


PROFIL GLAX WIĘNCOWY
Rim profile GLAX







WORKING TEMPERATURE

Taśma LED max 12 mm szerokości
LED strip width max 12 mm



Ostonki / Covers /

Uszczelka / Cord gasket /



		BOARD mm	L m			
1	PA-GLAXWN-AL	18	2	profil, profile	srebrny, silver	aluminium, aluminium
2	PA-GLAXWN3M-AL					
3	PA-GLAXWN3M-AL-20M					
4	PA-GLAXWN3M-AL-10					
5	PA-GLAXWN3M-AL-06					
6	PA-GLAXWN16-AL	16	2		srebrny, silver	
7	PA-GLAXWN19-AL	19	2			
8	PA-OSMLGLAXP-00	-	2	oslonka, cover	mleczna, frosted	PC
9	PA-OSTRGLAXP-00	-			transparentna, transparent	
10	PA-OSCLGLAXP-00	-	3		czarny, black	
11	PA-OSMLGLAX3MP-00	-		mleczna, frosted		
12	PA-OSTRGLAX3MP-00	-		transparentna, transparent		
13	PA-OSCLGLAX3MP-00	-	35		czarny, black	
14	PA-OSCLGLAX35MP-00	-		czarny, black		
15	PA-OSMLGLAX35MP-00	-		mleczna, frosted		
16	PA-OSTRGLAX35MP-00	-		transparentna, transparent		
17	PA-USZGLAX-00N	-	10	uszczelka, cord gasket	czarny, black	EPDM
18	PA-USZGLAX-10N	-			biały, white	

► PROFIL GLAX KĄTOWY, NAKŁADANY
GLAX aluminium corner profile – surface mounted

NEW

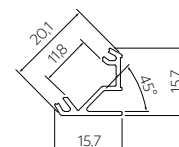



WORKING TEMPERATURE

Taśma LED max 10 mm szerokości
LED strip width max 10 mm



Oślonki / Covers




Zaślepki / End caps



Uchwyt / mounting clip





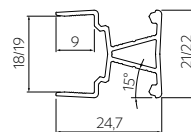
1	PA-GLAXNKKT-AL	2	profil, profile	srebrny, silver	aluminium, aluminium
2	PA-GLAXNKKT-AL-20M			czarny, black	
3	PA-GLAXNKKT-AL-10			biały, white	
4	PA-GLAXNKKT-AL-90			szampan, champagne	
5	PA-GLAXNKKT3M-AL	3	srebrny, silver		
6	PA-GLAXNKKT3M-AL-20M		czarny, black		
7	PA-GLAXNKKT3M-AL-10		biały, white		
8	PA-OSMLGLAXP-00	2	osłonka, cover	mleczna, frosted	PC
9	PA-OSMLGLAX3MP-00	3		transparentna, transparent	
10	PA-OSTRGLAXP-00	2		czarny, black	
11	PA-OSTRGLAX3MP-00	3		czarny, black	
12	PA-OSCLGLAXP-00	2		mleczna, frosted	
13	PA-OSCLGLAX3MP-00	3		transparentna, transparent	
14	PA-OSCLGLAX35MP-00	35		czarny, black	
15	PA-OSMLGLAX35MP-00			mleczna, frosted	
16	PA-OSTRGLAX35MP-00			transparentna, transparent	
17	PA-ZASGLAXNKKTP-00	-		zaślepka, end cap	
18	PA-ZASGLAXNKKTPO-00		biały, white		
19	PA-ZASGLAXNKKTP-10		szampan, champagne		
20	PA-ZASGLAXNKKTPO-10		czarny mat, black matt		
21	PA-ZASGLAXNKKTP-90				
22	PA-ZASGLAXNKKTPO-90				
23	PA-ZASGLAXNKKTP-20M				
24	PA-ZASGLAXNKKTPO-20M				
25	PA-SPRGLAXMIC-00N	-	uchwyt, mounting clip	transparentna, transparent	PC

► PROFIL GLAX PRZEGRODOWY WĄSKI, DWUSTRONNY
GLAX, aluminium edge profile two-sided




WORKING TEMPERATURE

Taśma LED max 10 mm szerokości
LED strip width max 10 mm



1 2

Ostonki / Covers



3 5



4 6



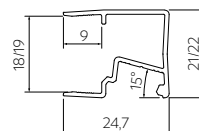
		BOARD mm	L m	i		
1	PA-GLAXMNBW3M-AL	18	3	profil, profile	srebrny, silver	aluminium, aluminium
2	PA-GLAXMNBW3M19-AL	19				
3	PA-OSMLGLAXM3MP-00	-	45	oslonka mini, cover mini	mleczna, frosted	PC
4	PA-OSTRGLAXM3MP-00	-			transparentna, transparent	
5	PA-OSMLGLAXM45MP-00	-			mleczna, frosted	
6	PA-OSTRGLAXM45MP-00	-			transparentna, transparent	

► PROFIL GLAX COKOŁOWY WĄSKI, JEDNOSTRONNY
Corner profile GLAX, one-sided, edge mounted




WORKING TEMPERATURE

Taśma LED max 10 mm szerokości
LED strip width max 10 mm



1 2

Ostonki / Covers /



3 5




4 6



		BOARD mm	L m	i		
1	PA-GLAXMNBJW3M-AL	18	3	profil, profile	srebrny, silver	aluminium, aluminium
2	PA-GLAXMNBJW3M19-AL	19				
3	PA-OSMLGLAXM3MP-00	-	45	oslonka mini, cover mini	mleczna, frosted	PC
4	PA-OSTRGLAXM3MP-00	-			transparentna, transparent	
5	PA-OSMLGLAXM45MP-00	-			mleczna, frosted	
6	PA-OSTRGLAXM45MP-00	-			transparentna, transparent	

PROFIL GLAX PÓŁKOWY MINI
Shelf profile GLAX min



1	PA-GLAXMPK-AL	2	profil, profile	srebrny, silver	aluminium, aluminium
2	PA-OSMLGLAXM3MP-00	3	osłonka mini, cover mini	mleczna, frosted	PC
3	PA-OSTRGLAXM3MP-00	3		transparentna, transparent	
4	PA-OSMLGLAXM45MP-00	45		mleczna, frosted	
5	PA-OSTRGLAXM45MP-00	45		transparentna, transparent	


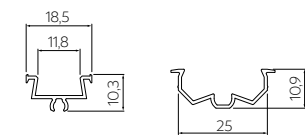
PROFIL GLAX, Z REGULOWANYM KĄTEM ŚWIECENIA
Aluminium Profile LED with adjustable angle



Taśma LED max 10 mm szerokości
LED strip width max 10 mm

Możliwość zastosowania 3 taśm LED
Possibility of using 3 LED strips

Taśma LED max 10 mm szerokości
LED strip width max 10 mm



1	PA-GLAXREG1-AL	2	profil, profile	srebrny, silver	aluminium, aluminium
2	PA-GLAXREG2-AL				
3	PA-OSMLGLAXP-00	2	osłonka, cover	mleczna, frosted	PC
4	PA-OSTRGLAXP-00			transparentna, transparent	

► PROFIL GLAX COKOŁOWY JEDNOSTRONNY

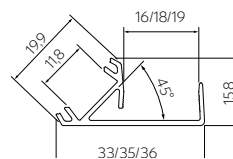
GLAX aluminium edge profile – single-sided

NEW




WORKING TEMPERATURE

Taśma LED max 12 mm szerokości
LED strip width max 12 mm



Ostonki / Covers /



	📁	BOARD mm	L m	i	🚫	📦
1	PA-GLAXNBJ3M16-AL	16	3	profil, profile	srebrny, silver	aluminium, aluminium
2	PA-GLAXNBJ3M-AL	18				
3	PA-GLAXNBJ3M19-AL	19				
4	PA-OSMLGLAX3MP-00	-	35	oslonka, cover	mleczna, frosted	PC
5	PA-OSTRGLAX3MP-00	-			transparentna, transparent	
6	PA-OSMLGLAX35MP-00	-			mleczna, frosted	
7	PA-OSTRGLAX35MP-00	-			transparentna, transparent	

► PROFIL GLAX COKOŁOWY JEDNOSTRONNY, DO WYPEŁNIENIA OBRZEŻEM

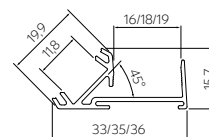
GLAX aluminium edge profile – single-sided, option to fill with matching edge banding

NEW






WORKING TEMPERATURE

Taśma LED max 12 mm szerokości
LED strip width max 12 mm



Ostonki / Covers /



	📁	BOARD mm	L m	i	🚫	📦
1	PA-GLAXNBW3M16-AL	16	3	profil, profile	srebrny, silver	aluminium, aluminium
2	PA-GLAXNBW3M-AL	18				
3	PA-GLAXNBW3M19-AL	19				
4	PA-OSMLGLAX3MP-00	-	35	oslonka, cover	mleczna, frosted	PC
5	PA-OSTRGLAX3MP-00	-			transparentna, transparent	
6	PA-OSMLGLAX35MP-00	-			mleczna, frosted	
7	PA-OSTRGLAX35MP-00	-			transparentna, transparent	

► PROFIL GLAX PRZEGRODOWY DWUSTRONNY
GLAX aluminium edge profile – double sided

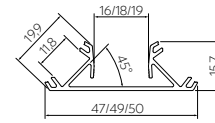


NEW

DIAMENT
meblarstwa
2016



WORKING
TEMPERATURE

Taśma LED max 12 mm szerokości
LED strip width max 12 mm



		BOARD mm	L m			
1	PA-GLAXNBD3M16-AL	16	3	profil, profile	srebrny, silver	aluminium, aluminium
2	PA-GLAXNBD3M-AL	18				
3	PA-GLAXNBD3M19-AL	19				
4	PA-OSMLGLAX3MP-00	-	35	osłonka, cover	mleczna, frosted	PC
5	PA-OSTRGLAX3MP-00	-			transparentna, transparent	
6	PA-OSMLGLAX35MP-00	-			mleczna, frosted	
7	PA-OSTRGLAX35MP-00	-			transparentna, transparent	

► PROFIL GLAX PRZEGRODOWY DWUSTRONNY, DO WYPEŁNIENIA OBRZEŻEM
GLAX aluminium edge profile – double sided, option to fill with matching edge banding

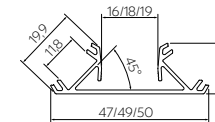


NEW

DIAMENT
meblarstwa
2016



WORKING
TEMPERATURE

Taśma LED max 12 mm szerokości
LED strip width max 12 mm



		BOARD mm	L m			
1	PA-GLAXNBDW3M16-AL	16	3	profil, profile	srebrny, silver	aluminium, aluminium
2	PA-GLAXNBDW3M-AL	18				
3	PA-GLAXNBDW3M19-AL	19				
4	PA-OSMLGLAX3M-00	-	35	osłonka, cover	mleczna, frosted	PC
5	PA-OSTRGLAX3M-00	-			transparentna, transparent	
6	PA-OSMLGLAX35M-00	-			mleczna, frosted	
7	PA-OSTRGLAX35M-00	-			transparentna, transparent	

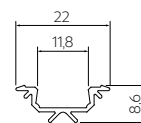
PROFIL GLAX KĄTOWY
GLAX corner profile

NEW




WORKING TEMPERATURE

Taśma LED max 12 mm szerokości
LED strip width max 12 mm




Ostonki / Covers /




Zaślepki / End caps /



1	PA-GLAXKT-AL	2	profil, profile	srebrny, silver	aluminium, aluminium
2	PA-GLAXKT3M-AL	3			
3	PA-GLAXKT-AL-20M	2		czarna, black	
4	PA-GLAXKT3M-AL-20M	3			
5	PA-OSMLGLAXP-00	2	oslonka, cover	mleczna, frosted	PC
6	PA-OSMLGLAX3MP-00	3			
7	PA-OSTRGLAXP-00	2		transparentna, transparent	
8	PA-OSTRGLAX3MP-00	3			
9	PA-OSCLGLAXP-00	2		czarna, black	
10	PA-OSCLGLAX3MP-00	3			
11	PA-OSMLGLAX35M-00	35		mleczna, frosted	
12	PA-OSTRGLAX35M-00			transparentna, transparent	
13	PA-OSCLGLAX35MP-00			czarna, black	
14	PA-ZASGLAXKTP-00	-	zaślepka, end cap	szary, gray	ABS
15	PA-ZASGLAXKTPO-00	-			
16	PA-ZASGLAXKTP-20M	-		czarna, black	
17	PA-ZASGLAXKTPO-20M	-			

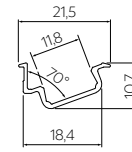



► PROFIL GLAX KĄTOWY, WPUSZCZANY
Recessed corner profile GLAX




WORKING TEMPERATURE

Taśma LED max 10 mm szerokości
LED strip width max 10 mm



Kąt świecenia 22°
Beam angle 22°

Ostonki / Covers /



1	PA-GLAXWPKT-AL	2	profil, profile	srebrny, silver	aluminium, aluminium
2	PA-GLAXWPKT-AL-20M	3		czarny, black	
3	PA-OSMLGLAXP-00	2	oslonka, cover	mleczna, frosted	PC
4	PA-OSTRGLAXP-00			transparentna, transparent	
5	PA-OSCLGLAXP-00	czarna, black			
6	PA-OSMLGLAX35M-00	35		mleczna, frosted	
7	PA-OSTRGLAX35M-00			transparentna, transparent	
8	PA-OSCLGLAX35MP-00			czarna, black	




▶ ZESTAW GLAX WPUSZCZANY
GLAX recessed - kit



WORKING TEMPERATURE

Taśma LED max 10 mm szerokości
LED strip width max 10 mm




		L m		
1	PA-ZGLAXOMZ-00	2	srebrny, silver	aluminium, PC mleczne, ABS aluminium, PC frosted, ABS
2	PA-ZGLAXOMZ-20M		czarny, black	
3	PA-ZGLAXOMZ-10		biały, white	

▶ ZESTAW GLAX NAKŁADANY MINI
GLAX profile mini surface mounted - kit




WORKING TEMPERATURE

Taśma LED max 10 mm szerokości
LED strip width max 10 mm



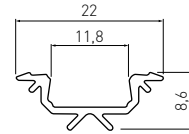

		L m		
1	PA-ZGLAXMNKOMZ-00	2	srebrny, silver	aluminium, PC mleczne, ABS aluminium, PC frosted, ABS
2	PA-ZGLAXMNKOMZ-20M		czarny, black	
3	PA-ZGLAXMNKOMZ-10		biały, white	

ZESTAW GLAX KĄTOWY
GLAX corner profile - kit



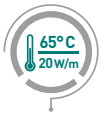
WORKING TEMPERATURE

Taśma LED max 10 mm szerokości
LED strip width max 10 mm



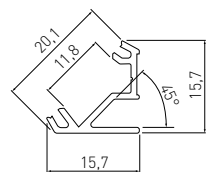
	L m		
PA-ZGLAXKTOMZ-00	2	srebrny, silver	aluminium, PC mleczne, ABS aluminium, PC frosted, ABS

ZESTAW GLAX KĄTOWY, NAKŁADANY
GLAX aluminium corner profile – surface mounted – kit




WORKING TEMPERATURE

Taśma LED max 10 mm szerokości
LED strip width max 10 mm

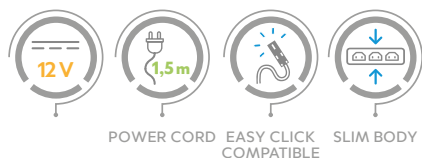


	L m		
1 PA-ZGLAXNKKTOMZ-20M	2	czarny, black	aluminium, PC mleczne, ABS aluminium, PC frosted, ABS
2 PA-ZGLAXNKKTOMZ-10		biały, white	

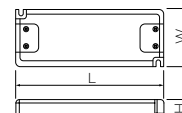


AKCESORIA ACCESSORIES

ZASILACZ LED EASY CLICK
LED power supply EASY CLICK



POWER CORD EASY CLICK SLIM BODY
COMPATIBLE




NEW

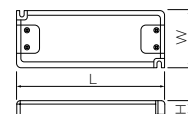


	\leq max	i	A			L mm	W mm	H mm
LD-ZAS09WEC-30	9 W	3 miniAMP	0,75 A	tworzywo, plastic	110 g	103	41	12
LD-ZAS15WEC-30	15 W	4 miniAMP	1,25 A		130 g	129	42	16
LD-ZAS20WEC-30	20 W		1,67 A		140 g	129	42	16
LD-ZAS30WEC-30	30 W	6 miniAMP	2,5 A		190 g	160	50	18
LD-ZAS60WEC-30	60 W		5 A		290 g	190	62	21
LD-ZAS100WEC-30	100 W		8,33 A		300 g	190	62	21

ZASILACZ LED EASY CLICK
LED power supply EASY CLICK



POWER CORD EASY CLICK SLIM BODY
COMPATIBLE

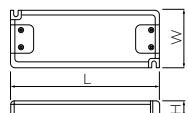



NEW



	\leq max	i	A			L mm	W mm	H mm
LD-ZAS09WEC24-30	9 W	3 miniAMP	0,375 A	tworzywo, plastic	140 g	103	41	12
LD-ZAS15WEC24-30	15 W	4 miniAMP	0,625 A		160 g	129	42	16
LD-ZAS20WEC24-30	20 W		0,83 A		170 g	129	42	16
LD-ZAS30WEC24-30	30 W	6 miniAMP	1,25 A		220 g	160	50	18
LD-ZAS60WEC24-30	60 W		2,5 A		320 g	190	62	21
LD-ZAS100WEC24-30	100 W		4,17 A		300 g	190	62	21

ZASILACZ LED PRO + **LONG**
LED PRO + power supplies



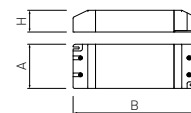
NEW

	\leq max	A			L mm	W mm	H mm
LD-ZAS12PROPLUS30WL-30*	30 W	12 V	tworzywo, plastic	60 g	251	30	16
LD-ZAS12PROPLUS60WL-30*	60 W	12 V		60 g	305	30	17
LD-ZAS12PROPLUS100WL-30*	100 W	12 V		65 g	320	30	19
LD-ZAS24PROPLUS30WL-30	30 W	24 V		85 g	251	30	16
LD-ZAS24PROPLUS60WL-30	60 W	24 V		120 g	305	30	17
LD-ZAS24PROPLUS100WL-30	100 W	24 V		200 g	320	30	19

ZASILACZ LED PRO + LED PRO + power supplies



NEW



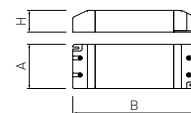
	\leq max	A	PF			B mm	A mm	H mm
LD-ZASPROPLUS06W-30	6W	0,5A	>0,7	tworzywo, plastic	60 g	90	40	24
LD-ZASPROPLUS12W-30	12W	1 A	>0,9		60 g	90	40	24
LD-ZASPROPLUS15W-30	15W	1,25 A			65 g	90	40	24
LD-ZASPROPLUS20W-30	20W	1,66 A			85 g	120	42	20
LD-ZASPROPLUS24W-30	24W	2 A			125 g	147	48	24
LD-ZASPROPLUS30W-30	30W	2,5 A			130 g	147	48	24
LD-ZASPROPLUS36W-30	36W	3 A			120 g	147	48	24
LD-ZASPROPLUS50W-30	50W	4,16 A			200 g	185	65	22
LD-ZASPROPLUS60W-30	60W	5 A			200 g	185	65	22
LD-ZASPROPLUS80W-30	80W	6,66 A			400 g	170	57	32
LD-ZASPROPLUS100W-30	100W	8,33 A			305 g	180	66	32
LD-ZASPROPLUS150W-30	150W	12,5 A			540 g	205	71	35



ZASILACZ LED PRO + LED PRO + power supplies



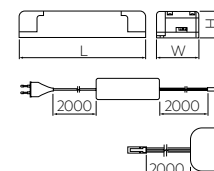
NEW



	\leq max	A	PF			B mm	A mm	H mm
LD-ZAS24PROPLUS06W-30	6W	0,25 A	>0,7	tworzywo, plastic	60 g	90	40	24
LD-ZAS24PROPLUS12W-30	12W	0,5 A	>0,9		60g	90	40	24
LD-ZAS24PROPLUS15W-30	15W	0,625 A			65 g	90	40	24
LD-ZAS24PROPLUS20W-30	20W	0,83 A			85 g	120	42	20
LD-ZAS24PROPLUS36W-30	36W	1,5 A			120 g	147	48	24
LD-ZAS24PROPLUS50W-30	50W	2,08 A			200 g	185	65	22
LD-ZAS24PROPLUS60W-30	60W	2,5 A			200 g	185	65	22
LD-ZAS24PROPLUS80W-30	80W	3,3 A			400 g	170	57	32
LD-ZAS24PROPLUS100W-30	100W	4,16 A			305 g	180	66	32
LD-ZAS24PROPLUS150W-30	150W	6,25 A			540 g	205	71	35
LD-ZAS24PROPLUS200W-30	200W	8,33 A			750 g	205	71	35
LD-ZAS24PROPLUS320W-30	320W	13,3 A			920 g	210	80	36



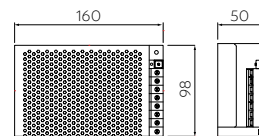

UKŁAD ZASILAJĄCY LED PRO + LED power supplies set PRO+



	\leq max		L	W	H
LD-ZZAS06PROPLUSKD6	6W	tworzywo, plastic	90 mm	40 mm	24 mm
LD-ZZAS12PROPLUSKD6	12W		90 mm	40 mm	24 mm
LD-ZZAS15PROPLUSKD6	15W		90 mm	40 mm	24 mm
LD-ZZAS20PROPLUSKD6	20W		120 mm	42 mm	20 mm
LD-ZZAS36PROPLUSKD6	36W		147 mm	48 mm	24 mm
LD-ZZAS50PROPLUSKD6	50W		185 mm	65 mm	22 mm
LD-ZZAS60PROPLUSKD6	60W		185 mm	65 mm	22 mm

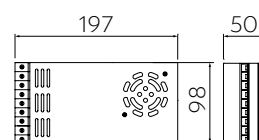


▶ ZASILACZ LED
LED power supplies



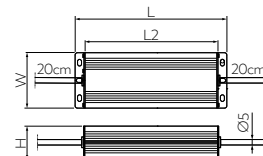

LD-ZAS150-NW	max 150 W	aluminium, aluminium	347 g

▶ ZASILACZ LED
LED power supplies



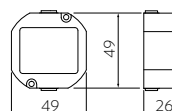
LD-ZAS350-NW	max 350 W	aluminium, aluminium	589 g

▶ ZASILACZ LED
LED power supplies



LD-WZA20W-NW	20 W	170 g	186 mm	170 mm	35 mm	25 mm
LD-WZA36W-NW	36 W	310 g	216 mm	200 mm	35 mm	25 mm
LD-WZA60W-NW	60 W	990 g	185 mm	169 mm	52 mm	35 mm
LD-WZA80W-NW	80 W	1000 g	198 mm	178 mm	68 mm	41 mm
LD-WZA150W-NW	150 W	2000 g	260 mm	240 mm	69 mm	39 mm

▶ ZASILACZ LED PUSZKOWY
LED power supply



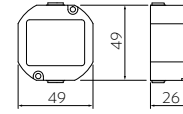
NEW



LD-ZASPUSZ-15W-30	15 W	1,25 A	95 g	tworzywo, plastic
LD-ZASPUSZ-30W-30	30 W	2,5 A	105 g	

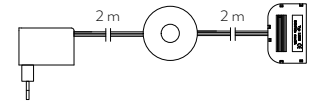

NEW

ZASILACZ LED PUSZKOWY
LED power supply



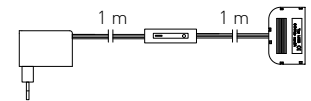

	W	A	g	
LD-ZASPUSZ24-15W-30	15 W	0,625 A	102 g	tworzywo, plastic
LD-ZASPUSZ24-30W-30	30 W	1,25 A	105 g	

UKŁAD ZASILAJĄCY DO KLIPÓW LED
Power feeder set for LED clips



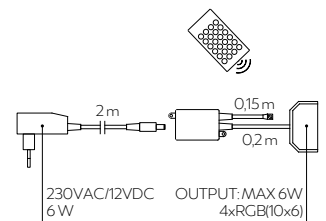

	W	i	
LD-ZSKL15-00N	1,5 W	5 x mini AMP	tworzywo, plastic
LD-ZZASG18KWD6	1,8 W	6 x mini AMP	

UKŁAD ZASILAJĄCY
Power feeder set



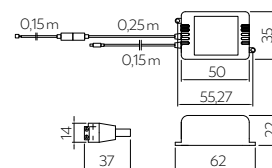

	W	
LD-ZWND6W-10	max 6 W	tworzywo, plastic
LD-ZWND12-10	max 12 W	

ZESTAW RGB - KONTROLER, ZASILACZ LED 6W, PILOT I DYSTRYBUTOR
RGB kit - RGB controller, power supply, remote control and distributor



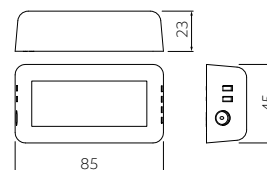
LD-ZAC6WDE-RGB	RGB	tworzywo, plastic

▶ KONTROLER RGB MINI Z PILOTEM
Mini RGB controller with remote control



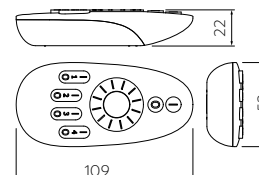
LD-KONMINI-RGB	RGB	tworzywo, plastic

▶ KONTROLER 1-STREFWY MONO
1-zone controller MONO



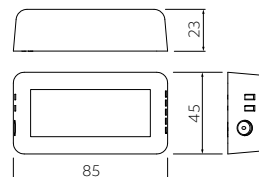
LD-KONML-MONO	MONO	tworzywo, plastic

▶ PILOT 4-STREFWY MONO
4-zone remote controller MONO



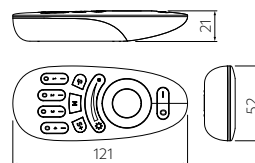
LD-KONML-MONO-PIL	MONO	tworzywo, plastic

▶ KONTROLER 1-STREFWY RGBW
1-zone controller RGBW



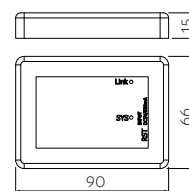
LD-KONML-RGBW	RGBW	tworzywo, plastic

▶ PILOT 4-STREFOWY RGBW
4-zone remote controller RGBW



LD-KONML-RGBW-PIL	RGBW	tworzywo, plastic

▶ KONTROLER WIFI
WiFi-Controller



LD-KONML-WIFI	RGB	tworzywo, plastic



▶ WŁĄCZNIK BEZDOTYKOWY **SKY**

Touchless switch



EASY CLICK
COMPATIBLE

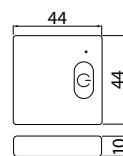


DIMMABLE*

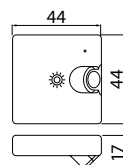
NEW



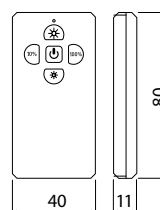
1



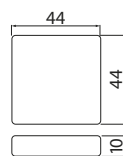
2



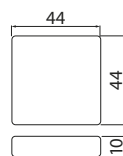
3



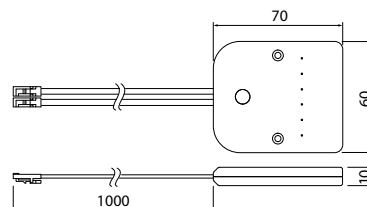
4



5



6



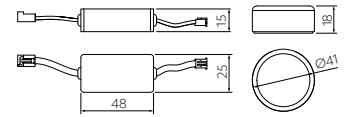
	INFO	
1	AE-WBSK-TOU-20*	dotykowy, touch ABS
2	AE-WBSK-PIR-20*	z czujnikiem PIR, with PIR sensor ABS
3	AE-WBSK-PIL-20*	pilot RF PC
4	AE-WBSK-DOOR-20	drzwiowy, door ABS
5	AE-WBSK-HAN-20	zbliżeniowy, hand ABS
6	AE-WBSK-KON-20	12V/96W 24V/192W, 8A PC



▶ WŁĄCZNIK DOTYKOWY BEZPRZEWODOWY ON-OFF
Wireless touchless switch on-off

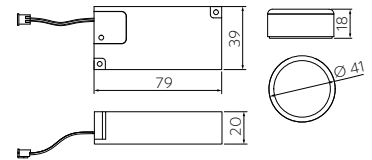



Możliwość kodowania kilku włączników pod jeden kontroler
Possibility of coding several switches under one controller



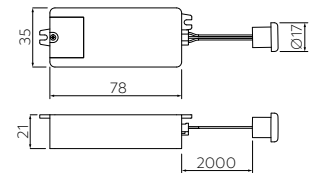

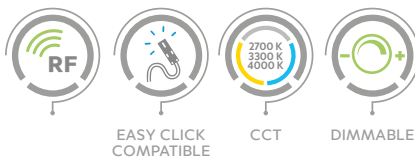
AE-WDBP1-10NN	biały, white	tworzywo, plastic
AE-WDBP1-20NN	czarny, black	

▶ WŁĄCZNIK DOTYKOWY BEZPRZEWODOWY CCT
Wireless touchless switch CCT



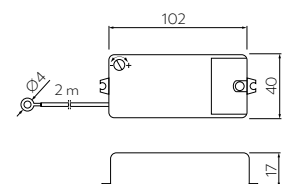
AE-WDBP2CCT-10N	biały, white	tworzywo, plastic
AE-WDBP2CCT-20N	czarny, black	

▶ WŁĄCZNIK BEZDOTYKOWY
Touchless switch



	INFO	
AE-WBEZDC-10S	dwubiegowy, two-pole	tworzywo, plastic
AE-WBEZDB-10S*	jednobiegowy, single-pole	

▶ WŁĄCZNIK DOTYKOWY POD ŚRUBĘ
Touch switch for a screw

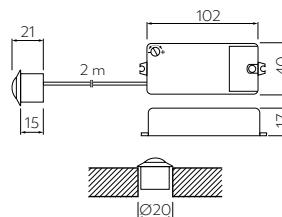


AE-WBEZDK15-10	tworzywo, plastic

▶ WŁĄCZNIK Z CZUJNIKIEM RUCHU PIR
Switch with PIR motion detector



MOTION SENSOR

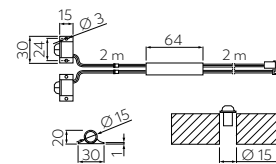


AE-WBEZDPIR-10	tworzywo, plastic

▶ WŁĄCZNIK Z DWOMA SENSORAMI RUCHU PIR II
Switch with two PIR II motion sensors



MOTION SENSOR EASY CLICK COMPATIBLE

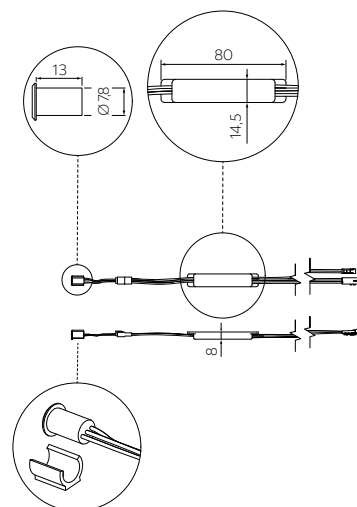



AE-WBEZDPIR2-20	tworzywo, plastic

▶ WŁĄCZNIK BEZDOTYKOWY **MIKRO**
Touchless switch



EASY CLICK COMPATIBLE



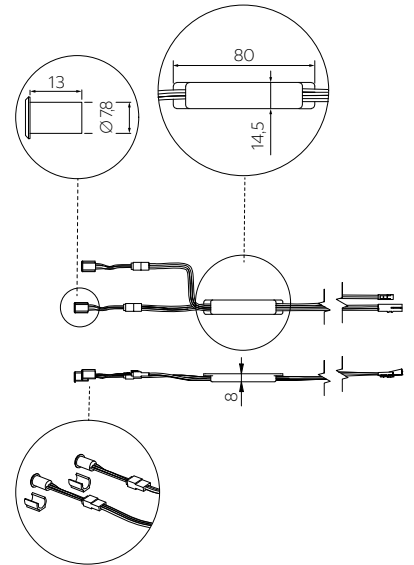
AE-WBE1-20	czarny, black	tworzywo, plastic
AE-WBE1-10	biały, white	

▶ WŁĄCZNIK BEZDOTYKOWY **MIKRO**

Touchless switch



EASY CLICK
COMPATIBLE



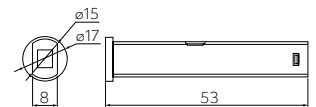
AE-WBE2-20	czarny, black	tworzywo, plastic
AE-WBE2-10	biały, white	

▶ WŁĄCZNIK BEZDOTYKOWY UNIWERSALNY 3 W 1

3 in 1 all-purpose touchless switch



DIMMABLE EASY CLICK
COMPATIBLE



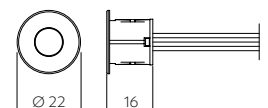
AE-WBBUNI-10DIM	biały, white	tworzywo, plastic
AE-WBCUNI-10DIM	czarny, black	

▶ WŁĄCZNIK DOTYKOWY ŚCIEMNIALNY

Dimmable touch switch



DIMMABLE EASY CLICK
COMPATIBLE



AE-WDSB-10DIM	biały, white	tworzywo, plastic
AE-WDSC-10DIM	czarny, black	

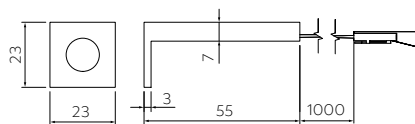
▶ WŁĄCZNIK DOTYKOWY ŚCIEMNIALNY **BORD**

Dimmable touch switch

NEW



EASY CLICK COMPATIBLE



AE-WDKBOR-53	srebrny, silver	tworzywo, plastic
--------------	-----------------	-------------------

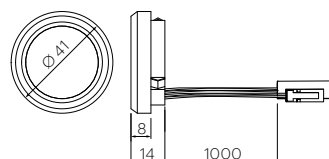
▶ WŁĄCZNIK DOTYKOWY ŚCIEMNIALNY **RING**

Dimmable touch switch

NEW



EASY CLICK COMPATIBLE



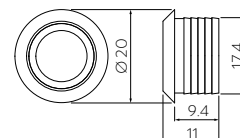
AE-WDRIN-20	czarny, black	tworzywo, plastic
-------------	---------------	-------------------

▶ WŁĄCZNIK DOTYKOWY ŚCIEMNIALNY

Dimmable touch switch



DIMMABLE EASY CLICK COMPATIBLE



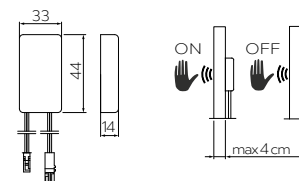
AE-WBEZD-NB	chrom, chrome	tworzywo, plastic
-------------	---------------	-------------------

▶ WŁĄCZNIK PODBLATOWY ŚCIEMNIALNY

Dimmable countertop switch



DIMMABLE EASY CLICK COMPATIBLE



Grubość blatu max 40 mm
Countertop thickness max 40 mm



AE-WPDRW-OODIM	biały, white	tworzywo, plastic
----------------	--------------	-------------------

▶ WŁĄCZNIK DO TAŚM LED MONTOWANY W PROFIL
Switch for LED strips mounted in profile



EASY CLICK
COMPATIBLE




	(A)	(m)			
AE-WLPR-60	max 5A	-	biały, white	plytka elektroniczna, circuit board	1000
AE-WLPR-60P2	max 3A	2 m			500

▶ WŁĄCZNIK BEZDOTYKOWY DO PROFILI LED Z KONEKTOREM COB
Switch for LED strips mounted in profile with COB connector

NEW

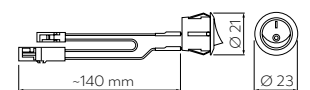


DIMMABLE EASY CLICK
COMPATIBLE



	(A)			L mm
1 AE-WLPRKON-60	5A	tworzywo, plastic	2000	-
2 AE-WLPRKON-60P15	3A		3000	150 mm
3 AE-WLPRKON-60P200	3A		13000	2000 mm

▶ WŁĄCZNIK KOŁYSKOWY
Button switch



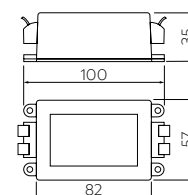
AE-WLB01-10	biały, white	tworzywo, plastic
AE-WLC01-20	czarny, black	

▶ PRZEŁĄCZNIK KOŁYSKOWY OKRĄGŁY
Round rocker switch



AE-WLIP44-15	biały, white	tworzywo, plastic

▶ ŚCIEMNIACZ LED **JACKY**
LED dimmer



LD-DIMLED-10	czarny, black	PC	800 g

▶ WŁĄCZNIK ŁAŃCUSZKOWY
Pull chain switch



AE-WLLAN1-10	chrom, chrome	tworzywo, plastic
AE-WLLAN1-90	złoty, gold	
AE-WLLAN1-20	czarny, black	

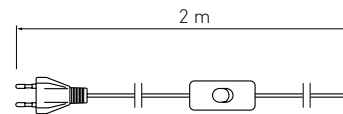
▶ WŁĄCZNIK SZNURKOWY
Pull cable switch



AE-WLSZN1-10	czarny, black	polipropylen, polypropylene

▶ KABEL ZASILAJĄCY Z WTYCZKĄ I WŁĄCZNIKIEM

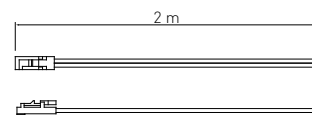
Cable with plug and switch



LD-KABE2M-00	biały, white	tworzywo, plastic

▶ PRZEWÓD ZE ZŁĄCZKĄ MINI AMP

Cable with Mini AMP



LZ-KA2MM-10	czarny, black	tworzywo, plastic

▶ PRZEWÓD ZE ZŁĄCZKAMI MINI AMP

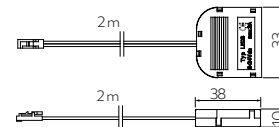

Cable with Mini AMP



LZ-KAPR2M-10	czarny, black	tworzywo, plastic

▶ ZŁĄCZKA DO OŚWIETLENIA LEDOWEGO Z DYSTRYBUTOREM, 3 GNIAZDA

LED fixtures connector with distributor, 3 sockets

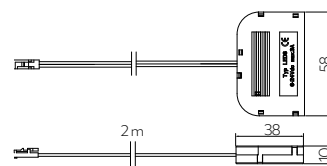



LZ-AKZ312-10N	czarny, black	tworzywo, plastic

▶ ZŁĄCZKA DO OŚWIETLENIA LEDOWEGO Z DYSTRYBUTOREM, 6 GNIAZD
LED fixtures connector with distributor, 6 sockets



EASY CLICK
COMPATIBLE

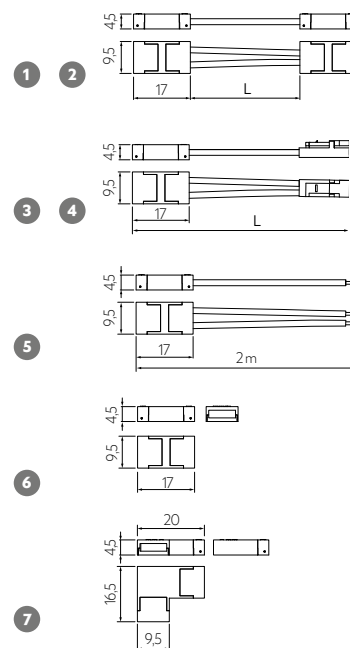


LZ-AKZ612-10N	czarny, black	tworzywo, plastic


▶ ZŁĄCZKA DO TAŚM LED COB
Connector for COB LED strips




EASY CLICK
COMPATIBLE



		L	
1	LD-ZTK8-COB	150 mm	tworzywo, plastic
2	LD-ZTK82-COB	2000 mm	
3	LD-ZTL8AMP-COB	150 mm	
4	LD-ZTL82MAMP-COB	2000 mm	
5	LD-ZTL82M-COB	2000 mm	
6	LD-ZTL8-COB	-	
7	LD-ZTKT8-COB	-	




ZŁĄCZKA XC11 DO TAŚM LED
Connector XC11 for LED strips




	INFO	
1	LD-ZTL8MM-02N600	8 mm / 600 LED
2	LD-ZTL10MM-02N	10 mm
3	LD-ZTLRGB-04N	RGB
		tworzywo, plastic

ZŁĄCZKA XC11 DO TAŚM LED KĄTOWA
Angular connector XC11 for LED strips



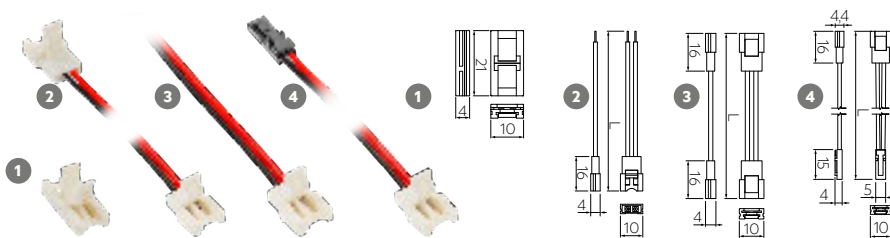
	INFO	
1	LD-ZTKT8MM-02N600	8 mm / 600 LED
2	LD-ZTKT10MM-02N	10 mm
3	LD-ZTKTRGB-04N	RGB
		tworzywo, plastic

ZŁĄCZKA XC11 DO TAŚM LED Z PRZEWODEM 15 CM
Connector XC11 with 15 cm cord, for strips



	INFO	
1	LD-ZTK8MM-02N600	8 mm / 600 LED
2	LD-ZTK10MM-02N	10 mm
		tworzywo, plastic

ZŁĄCZKA XC11 DO TAŚM LED SLIM
Connector XC11 for LED strips SLIM



	INFO	
1	LD-ZTLS8MM-02N	-
2	LD-ZTKS8MM-02N	15 cm
3	LD-ZTLS82M-2N	200 cm
4	LD-ZTLS8MMAMP-02N	200 cm + mini amp
		tworzywo, plastic



OPRAWY LED

LED FITTINGS




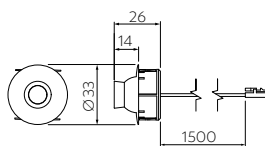
▶ OPRAWA LED **POINT**

LED fixture

NEW



EASY CLICK
COMPATIBLE



LD-PO-20	65 lm	4000 K	czarny, black	aluminium, aluminium
LD-POWW-20		3000 K		

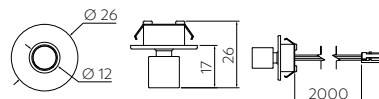
▶ OPRAWA LED **POINT MINI**

LED fixture

NEW



EASY CLICK
COMPATIBLE



DIAMENT
meblarstwa
2025



LD-POM-20	40 lm	4000 K	czarny, black	aluminium, aluminium
LD-POMWW-20		3000 K		

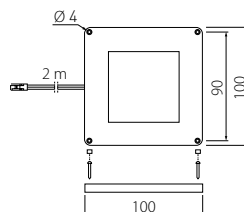



OPRAWA LED **VEGAS**

LED fixture



EASY CLICK COMPATIBLE



LD-VE15CB-53N	140 lm	3000 K	aluminium, aluminium	tworzywo, aluminium plastic, aluminium
LD-VE15NE-53N	145 lm	4000 K		
LD-VE15ZB-53N	150 lm	6400 K		

OPRAWA 2 W 1 **VEGAS**

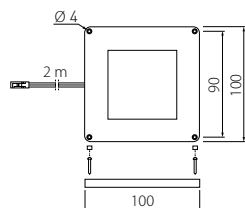

Fixture 2 in 1



DUO-COLOR



EASY CLICK COMPATIBLE



Powiązane produkty:

Włącznik dotykowy bezprzewodowy CCT AE-WDBP2CCT-10N, AE-WDBP2CCT-20N

Related products:

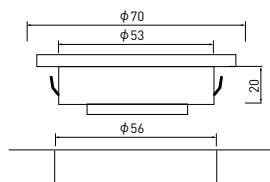
Wireless touchless switch CCT AE-WDBP2CCT-10N, AE-WDBP2CCT-20N



LD-VE15CBZB-53N	140 lm	3000 K - 6400 K	aluminium, aluminium	tworzywo, aluminium plastic, aluminium

OPRAWA LED **TREVI**

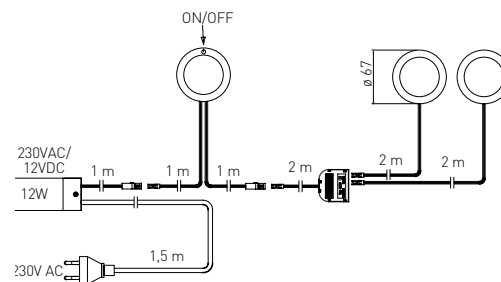
LED fixture



LD-TR24CB-53	300 lm	3000 K	aluminium, aluminium	tworzywo, plastic
LD-TR24NE-53	220 lm	4000 K		
LD-TR24ZB-53	300 lm	6400 K		

ZESTAW OPRAW Z WŁĄCZNIKIEM **CASTELLO**

Fixture kit with switch



LD-Z3CSCB-53	3 x 180 lm	3000 K	aluminium, aluminium	tworzywo, plastic

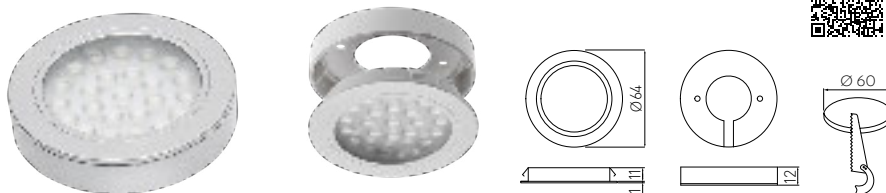
▶ OPRAWA NAKŁADANA / WPUSZCZANA **VASCO**

Fixture surface mounted / recessed

360°



EASY CLICK COMPATIBLE



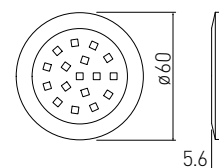
LD-VA24CB-53	130 lm	● 3000 K	aluminium, aluminium	tworzywo, plastic
LD-VA24NE-53		● 4000 K		

▶ OPRAWA LED **LUMINO**

LED fixture



EASY CLICK COMPATIBLE



LD-LU16CB-53	85 lm	● 2700 K	aluminium, aluminium	tworzywo, plastic
LD-LU16NE-53		● 4000 K		
LD-LU16ZB-53		● 6500 K		



LD-OBP27CB-53	3 x 80 lm	● 2700 K	aluminium, aluminium	tworzywo, aluminium plastic, aluminium
LD-OBP27ZB-53		● 6400 K		

▶ OPRAWA LED **ELIPSO**

LED fixture



EASY CLICK COMPATIBLE



DIMMABLE



NEW



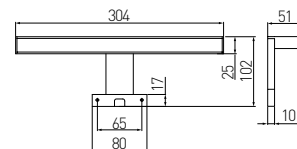

1 LD-ELINW-20	3 x 80 lm	● 4000 K	-	-	-	-	czarny, black	tworzywo, aluminium plastic, aluminium			
2 LD-ELINW1SD-20*									5-15 cm	+	-
3 LD-ELINW1SDU-20*											+



▶ OPRAWA NA WYSIĘGNIKU **RADIUS II**

Fixture with arm

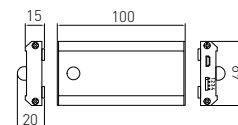
360°



LD-RA60CB-40N	220 lm	3000 K	chrom, chrome	tworzywo, plastic
LD-RA60ZB-40N		6000 K		

▶ OPRAWA LED BEZPRZEWODOWA **COMA**

Cordless LED fixture



Przewód USB (do ładowania) - 0,5 m w komplecie
Additional 05m USB cable (for charging)



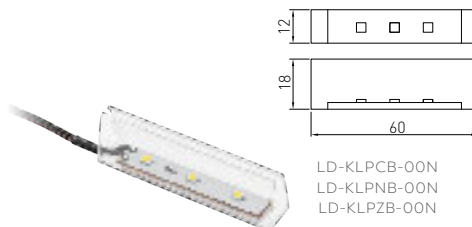
			INFO		
1 LD-IRUSB-53	40-50 lm	4000 K	Czujnik zbliżeniowy IR, jedno- lub dwu-biegowy, Proximity sensor IR, single or double-pole	aluminium, aluminium	stal, tworzywo steel, plastic
2 LD-PIRUSB-53			Czujnik ruchu PIR, jednobiegowy, Proximity sensor IR, single-pole		

▶ KLIP LED DO PÓŁEK

LED clip for shelves



EASY CLICK COMPATIBLE



LD-KLPCB-00N
LD-KLPNB-00N
LD-KLPZB-00N





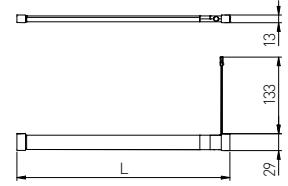
LD-KLPCB-00N	10 lm	3000 K	tworzywo, plastic
LD-KLPNB-00N	-	niebieski, blue	
LD-KLPZB-00N	12 lm	6400 K	

NEW

OPRAWA LED Z CZUJNIKIEM ZBLIŻENIOWYM **CLARI UV 1S**
LED fitting with a proximity sensor



EASY CLICK
COMPATIBLE





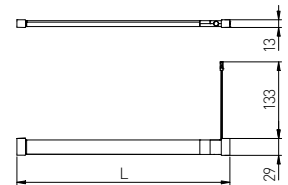
	W	lm	Color	Material	Mounting	L (mm)
LD-CLARI40NW1SR-80	2.7 W	172 lm	● 4000 K	aluminium, aluminium	aluminium, PC, aluminium PC	363 mm
LD-CLARI40WW1SR-80			● 3000 K			
LD-CLARI45NW1SR-80	3.1 W	198 lm	● 4000 K			413 mm
LD-CLARI45WW1SR-80			● 3000 K			
LD-CLARI50NW1SR-80	3.5 W	224 lm	● 4000 K			463 mm
LD-CLARI50WW1SR-80			● 3000 K			
LD-CLARI60NW1SR-80	4.2 W	268 lm	● 4000 K			563 mm
LD-CLARI60WW1SR-80			● 3000 K			
LD-CLARI80NW1SR-80	5.7 W	364 lm	● 4000 K			763 mm
LD-CLARI80WW1SR-80			● 3000 K			

OPRAWA LED Z CZUJNIKIEM ZBLIŻENIOWYM **CLARI UV 2S**
LED fitting with a proximity sensor

NEW



EASY CLICK
COMPATIBLE



	W	lm	Color	Material	Mounting	L (mm)
LD-CLARI50NW2SR-80	3.5 W	224 lm	● 4000 K	aluminium, aluminium	aluminium, PC, aluminium PC	463 mm
LD-CLARI50WW2SR-80			● 3000 K			
LD-CLARI60NW2SR-80	4.2 W	268 lm	● 4000 K			563 mm
LD-CLARI60WW2SR-80			● 3000 K			
LD-CLARI80NW2SR-80	5.7 W	364 lm	● 4000 K			763 mm
LD-CLARI80WW2SR-80			● 3000 K			
LD-CLARI100NW2SR-80	7.2 W	460 lm	● 4000 K			963 mm
LD-CLARI100WW2SR-80			● 3000 K			
LD-CLARI120NW2SR-80	8.7 W	556 lm	● 4000 K			1163 mm
LD-CLARI120WW2SR-80			● 3000 K			



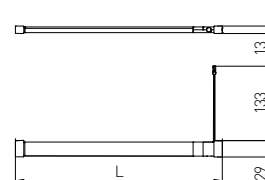
▶ OPRAWA LED Z CZUJNIKIEM ZBLIŻENIOWYM **BRILO 1S**

LED fitting with a proximity sensor

NEW



EASY CLICK COMPATIBLE



	W	lm	Color	Material	Material	L (mm)
LD-BRIL40NW1SR-80	2.7 W	126 lm	● 4000 K	aluminium, aluminium	aluminium, PC, aluminium PC	363 mm
LD-BRIL40WW1SR-80			● 3000 K			
LD-BRIL45NW1SR-80	3 W	140 lm	● 4000 K			413 mm
LD-BRIL45WW1SR-80			● 3000 K			
LD-BRIL50NW1SR-80	3.4 W	159 lm	● 4000 K			463 mm
LD-BRIL50WW1SR-80			● 3000 K			
LD-BRIL60NW1SR-80	4.2 W	197 lm	● 4000 K			563 mm
LD-BRIL60WW1SR-80			● 3000 K			
LD-BRIL80NW1SR-80	5.7 W	267 lm	● 4000 K			763 mm
LD-BRIL80WW1SR-80			● 3000 K			



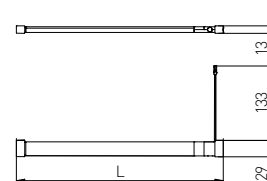
▶ OPRAWA LED Z CZUJNIKIEM ZBLIŻENIOWYM **BRILO 2S**

LED fitting with a proximity sensor

NEW



EASY CLICK COMPATIBLE



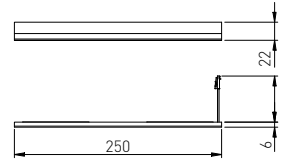
	W	lm	Color	Material	Material	L (mm)
LD-BRIL60NW2S-80	4.2 W	197 lm	● 4000 K	aluminium, aluminium	aluminium, PC, aluminium PC	563 mm
LD-BRIL60WW2S-80			● 3000 K			
LD-BRIL80NW2S-80	5.7 W	267 lm	● 4000 K			763 mm
LD-BRIL80WW2S-80			● 3000 K			
LD-BRIL100NW2S-80	7.2 W	369 lm	● 4000 K			963 mm
LD-BRIL100WW2S-80			● 3000 K			
LD-BRIL120NW2S-80	8.7 W	446 lm	● 4000 K			1163 mm
LD-BRIL120WW2S-80			● 3000 K			

NEW

OPRAWA LED **LUMINIS**
LED fixture



EASY CLICK
COMPATIBLE



	W	lm	Color	Material	Material	L (mm)
LD-LUMI60NWR-80	4.5 W	112 lm	● 4000 K	aluminium, aluminium	aluminium, PC, aluminium PC	563 mm
LD-LUMI60WWR-80			● 3000 K			
LD-LUMI80NWR-80	6.1 W	153 lm	● 4000 K			763 mm
LD-LUMI80WWR-80			● 3000 K			
LD-LUMI100NWR-80	7.7 W	193 lm	● 4000 K			963 mm
LD-LUMI100WWR-80			● 3000 K			
LD-LUMI120NWR-80	9.3 W	233 lm	● 4000 K			1163 mm
LD-LUMI120WWR-80			● 3000 K			



SYSTEM SZYNOWY **TRACKO**
Track system

NEW



EASY CLICK
COMPATIBLE



1	LD-TRACR1NW-80	1,5 W	80 lm	● 4000 K	80	30°-45°	-	aluminium, PC aluminium, PC	-	-	1x3030 LED	-	antracyt anthracite	
2	LD-TRACR2NW-80	1 W				30°-45°	-		-	-		-		
3	LD-TRACS1NW-80	8 W	640 lm	90	30°-45°	-	-		-	7x3535 LED	-			
4	LD-TRACR1WW-80	1,5 W	80 lm	● 3000 K	80	30°-45°	-		-	-	1x3030 LED	-		
5	LD-TRACR2WW-80	1 W				30°-45°	-		-	-				
6	LD-TRACS1WW-80	8 W	640 lm	90	30°-45°	-	-		-	7x3535 LED	-			
7	LD-TRACT1M-80	-	-	-	-	-	5 A	-	-	-	1 m			
8	LD-TRACCHUSBC-80	-	-	-	-	-	2 A	PC	-	-	-			
9	LD-TRACON-80	-	-	-	-	-	5 A	PC	-	1,5 m	-			
10	LD-TRACONMS-80	-	-	-	-	-	3 A	PC	4-6 cm	1,5 m	-			
11	LD-TRACON180-80	-	-	-	-	-	5 A	PC	-	-	-			
12	LD-TRACON90L-80	-	-	-	-	-	5 A	PC	-	-	-			
13	LD-TRACON90T-80	-	-	-	-	-	5 A	PC	-	-	-			
14	LD-TRACBRACKS-00	-	-	-	-	-	-	aluminium, aluminium	-	-	-			
15	LD-TRACBRACKS-80	-	-	-	-	-	-		-	-	-			





SYSTEM SZYNOWY **TRACKO**
Track system

NEW



EASY CLICK
COMPATIBLE



1	LD-TRACR1NW-20	1,5 W	80 lm	● 4000 K	80	30°-45°	-	aluminium, PC, aluminium, PC	-	-	1x3030 LED	-	czarny, black	
2	LD-TRACR2NW-20	1 W				30°-45°	-		-	-				
3	LD-TRACS1NW-20	8 W	640 lm		90	30°-45°	-		-	-	7x3535 LED	-		
4	LD-TRACR1WW-20	1,5 W	80 lm		● 3000 K	80	30°-45°		-	-	-	1x3030 LED		-
5	LD-TRACR2WW-20	1 W					30°-45°		-	-	-			
6	LD-TRACS1WW-20	8 W	640 lm			90	30°-45°		-	-	-	7x3535 LED		-
7	LD-TRACT1M-20	-	-	-		-	-	5 A	-	-	-	1 m		
8	LD-TRACCHUSBC-20	-	-	-		-	-	2 A	PC	-	-	-	-	
9	LD-TRACON-20	-	-	-		-	-	5 A	PC	-	1,5 m	-	-	
10	LD-TRACONMS-20	-	-	-	-	-	3 A	PC	4-6 cm	1,5 m	-	-		
11	LD-TRACON180-20	-	-	-	-	-	5 A	PC	-	-	-	-		
12	LD-TRACON90L-20	-	-	-	-	-	5 A	PC	-	-	-	-		
13	LD-TRACON90T-20	-	-	-	-	-	5 A	PC	-	-	-	-		
14	LD-TRACBRACKS-00	-	-	-	-	-	-	aluminium, aluminium	-	-	-	-		
15	LD-TRACBRACKS-20	-	-	-	-	-	-		-	-	-	-		





WORLD UNITE ASHLEY


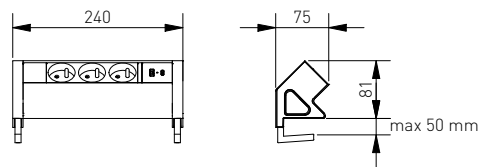


GNIAZDA MEBLOWE
FURNITURE POWER SOCKETS



▶ Gniazdo meblowe kątowe **BASCO**
Corner furniture power socket

NEW




	INFO	X				
1	AE-GMBAS3S2U-10	USB-A +USB-C 3500W / max 16A	schuko	biały, white	tworzywo, aluminium plastic aluminium	625 g
2	AE-GMBAS3S2U-20		schuko	czarny, black		
3	AE-GMBAS3U2U-10		french	biały, white		
4	AE-GMBAS3U2U-20		french	czarny, black		

▶ Gniazdo meblowe **NICO**
Furniture power socket

NEW



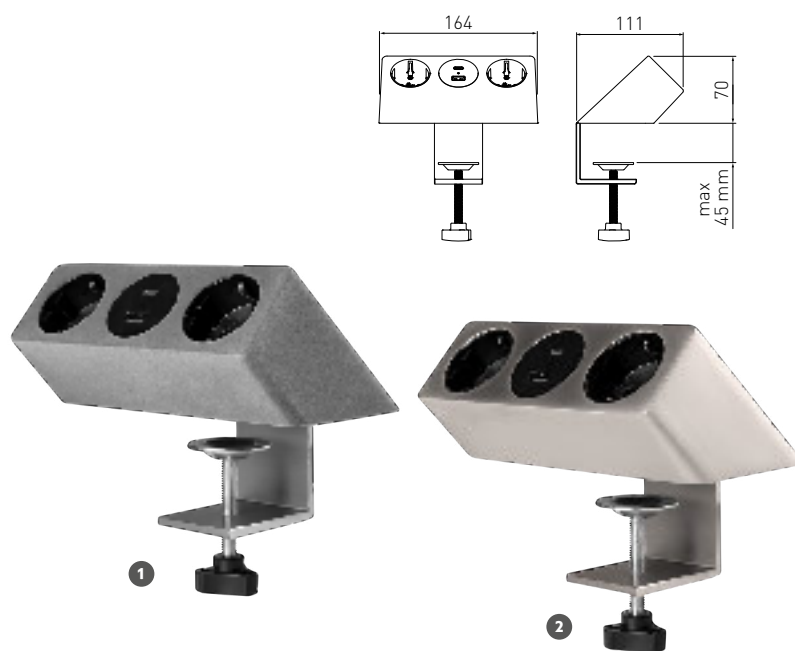
	INFO	X				
1	AE-GMNIC3S2U-10	USB-A +USB-C 3500W / max 16A	schuko	biały, white	tworzywo, aluminium plastic aluminium	955 g
2	AE-GMNIC3S2U-20		schuko	czarny, black		



▶ GNAZDO MEBLOWE **SOFITO**
Furniture power socket

NEW


DIAMENT
meblarstwa
2025



	INFO	X					
1	AE-GMSOF2S2U-31	USB-A +USB-C 3500W / max 16A	schuko	szary, gray	FLOCK	tworzywo, aluminium plastic aluminium	960 g
2	AE-GMSOF2S2U-51		schuko	inox, inox	-		

▶ GNAZDO MEBLOWE WPUSZCZANE **RONDO**
Recessed power socket

NEW



	INFO	X					
1	AE-GMRON1S3URH-10	USB-A +USB-C 3500W / max 16A	schuko	biały, white		tworzywo, aluminium plastic aluminium	460 g
2	AE-GMRON1S3URH-20			czarny, black			

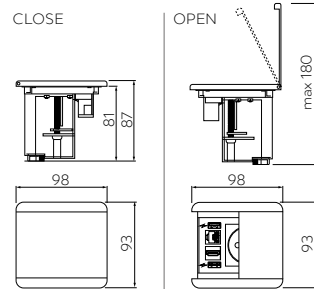


▶ Gniazdo meblowe wpuszczane **FLIP**

Recessed power socket



MADE IN EUROPE



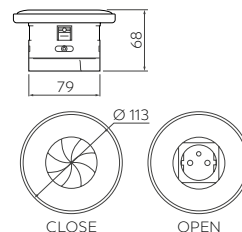
Folder	INFO	X	🚫	📦	🏠
AE-GM1FFLI-20	2x USB-A USB-A 12W max 3500W / max 16A	french	czarny, black	tworzywo, aluminium plastic aluminium	450 g
AE-GM1FFLI-10		french	biały, white		
AE-GM1SFLI-20		schuko	czarny, black		
E-GM1SSLI-10		schuko	biały, white		

▶ Gniazdo meblowe wpuszczane **SHUTTER**

Recessed power socket



MADE IN EUROPE



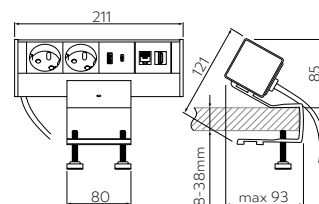
Folder	X	🚫	📦	🏠
AE-GM1FSHU-20	french	czarny, black	tworzywo, aluminium plastic aluminium	470 g
AE-GM1FSHU-10	french	biały, white		
AE-GM1SSHU-20	schuko	czarny, black		
AE-GM1SSHU-10	schuko	biały, white		

▶ Gniazdo meblowe wpuszczane **BAR**

Recessed power socket



MADE IN EUROPE FAST CHARGE USB C



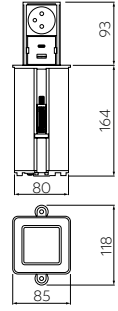
Folder	INFO	X	🚫	📦	🏠
AE-GM2FBAR-20	USB-A + USB-C 20W, 18W fast charge max 3500W / max 16A	french	czarny, black	tworzywo, aluminium plastic aluminium	760 g
AE-GM2FBAR-10		french	biały, white		
AE-GM2SBAR-20		schuko	czarny, black		
AE-GM2SBAR-10		schuko	biały, white		

▶ GNIAZDO MEBLOWE WPUSZCZANE **TOWER**

Recessed power socket



MADE IN EUROPE USB C FAST CHARGE



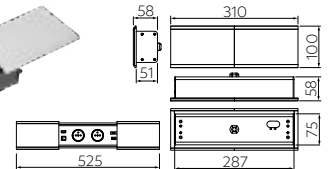

Folder	INFO	X	⊗	🐞	📦	🔋
AE-GMW1FTOW-20	USB-A + USB-C 20W, 18W fast charge max 3500W / max 16A	french	czarny, black	tworzywo, aluminium plastic aluminium	950 g	
AE-GMW1FTOW-10		french	biały, white			
AE-GMW1STOW-20		schuko	czarny, black			
AE-GMW1STOW-10		schuko	biały, white			

▶ GNIAZDO MEBLOWE WPUSZCZANE **PRESTINO**

Recessed power socket



USB C FAST CHARGE




Folder	INFO	X	⊗	🐞	📦
AE-PB2FPRES-20	USB-A + USB-C DC5V 3A (max 15,0W) DC9V 2A (MAX. 18,0W) DC12V 1.5A (MAX. 18,0W)	2 x french	czarny, black	tworzywo, aluminium plastic aluminium	
AE-PB2SPRES-20		2 x schuko			
AE-PB2FPRES-53		2 x french	aluminium, aluminium		
AE-PB2SPRES-53		2 x schuko			
AE-PB2FPRES-10		2 x french	biały, white		
AE-PB2SPRES-10		2 x schuko			

▶ GNIAZDO MEBLOWE WPUSZCZANE **CHARGER PLUS**

Recessed power socket



USB C WIRELESS CHARGING



Folder	INFO	X	⊗	🐞	📦
AE-BPW1FACP-10	USB A+C 5V/2,4A interchangeable: USB A, HDMI, RJ45	1 x french	biały, white	tworzywo, plastic	
AE-BPW1FACP-20		1 x french	czarny, black		
AE-BPW1SACP-10		1 x schuko	biały, white		
AE-BPW1SACP-20		1 x schuko	czarny, black		

▶ Gniazdo meblowe wpuszczane **COMFORT PLUS**

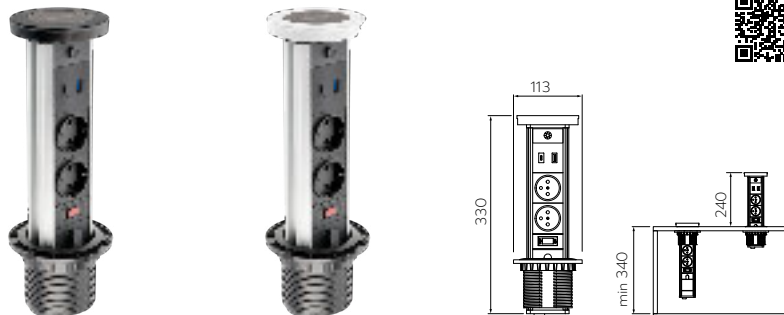

Recessed power socket



	INFO	X		
AE-BPW4F120P-10	2xUSB 5V/3,1A 2xRJ45	4 x french	biały, white	tworzywo, plastic
AE-BPW4F120P-20			czarny, black	
AE-BPW4S120P-10		4 x schuko	biały, white	
AE-BPW4S120P-20			czarny, black	

▶ Gniazdo meblowe wpuszczane **CAMINO**

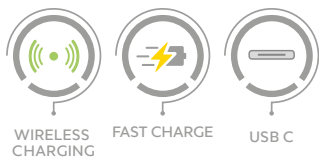
Recessed power socket



	INFO	X		
AE-BPW2FCAM-20	USB-A + USB-C DC5V 3A (max 15,0W) DC9V 2A (MAX. 18,0W) DC12V 1.5A (MAX. 18,0W)	2 x french	czarny, black	aluminium, tworzywo; aluminium plastic
AE-BPW2SCAM-20		2 x schuko		
AE-BPW2FCAM-10		2 x french	biały, white	
AE-BPW2SCAM-10		2 x schuko		

▶ Gniazdo meblowe wpuszczane **AVARO PLUS**

Recessed power socket



	INFO	X		
AE-PB1FAVAP-20	USB-A + USB-C DC5V 3A (max 15,0W) DC9V 2A (MAX. 18,0W) DC12V 1.5A (MAX. 18,0W)	1 x french	czarny, black	aluminium, tworzywo; aluminium plastic
AE-PB1SAVAP-20		1 x schuko		
AE-PB1FAVAP-53		1 x french	szary, gray	
AE-PB1SAVAP-53		1 x schuko		
AE-PB1FAVAP-10		1 x french	biały, white	
AE-PB1SAVAP-10		1 x schuko		




GTV

▶ Gniazdo meblowe wpuszczane **AVARO**

Recessed power socket



USB C

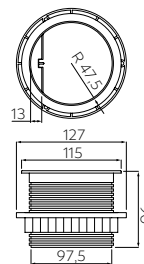


	INFO	X		
AE-PB1FAVA-20N	USBA A + C DC5V 2A (MAX. 10 W)	1 x french	czarny, black	aluminium, tworzywo; aluminium plastic
AE-PB1SAVA-20N		1 x schuko		
AE-PB1SAVA-53N		1 x schuko	szary, gray	
AE-PB1FAVA-53N		1 x french		
AE-PB1SAVA-10N		1 x schuko	biały, white	
AE-PB1FAVA-10N		1 x french		



▶ Gniazdo meblowe wpuszczane **CHARGER**

Recessed power socket



	INFO	X		
AE-BPW1S2UCH-80	1 x schuko	1 x french	srebrny, silver	tworzywo, plastic
AE-BPW1U2UCH-80				

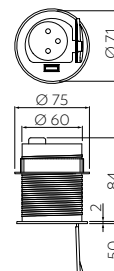


▶ Gniazdo meblowe wpuszczane **CHARGER MINI**

Recessed power socket



USB C



	INFO	X		
AE-BPW1U1UCH-53N	Type C: 5.0V 3.0A 9.0V 2.22A 12.0V 1.67A Max. 20W	1 x french	aluminium, aluminium	tworzywo, plastic
AE-BPW1S1UCH-53N		1 x schuko		



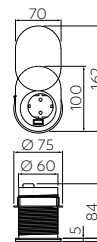


▶ Gniazdo meblowe wpuszczane **SLIDE**

Recessed power socket



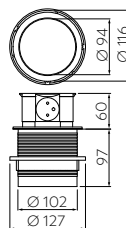
USB C



	INFO	X		
AE-BPW1U1UCH-51N	Type A: 5.0V 3.0A 15.0W, 9.0V 2.0A 18.0W, 12.0V 1.5A 18.0W Max	1 x french	aluminium, aluminium	tworzywo, plastic
AE-BPW1S1UCH-51N	Type C: 5.0V 3.0A 15.0W, 9.0V 2.22A 18.0W, 12.0V 1.67A 20.0W Max Type A+C: 5.0V 3.4A 17.0W Max	1 x schuko		

▶ Gniazdo meblowe wpuszczane **COMFORT**

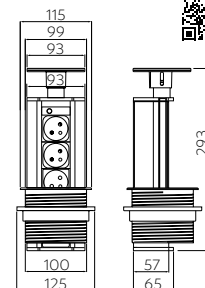
Recessed power socket



	INFO	X		
AE-BPW4U100-53	-	4 x french	aluminium, aluminium	aluminium, tworzywo; aluminium plastic
AE-BPW4S100-53		4 x schuko		
AE-BPW3U100U-53	USB 5V / 2,4A	3 x french		
AE-BPW3S100U-53		3 x schuko		

▶ Gniazdo meblowe wpuszczane okrągłe Ø 100

Recessed power socket



	Ø mm	X		
AE-BPW3GU-20	100	3 x french	czarny, black	aluminium, aluminium
AE-BPW3GU-80			srebrny, silver	
AE-BPW3GS-20		3 x schuko	czarny, black	
AE-BPW3GS-80			srebrny, silver	

▶ Gniazdo meblowe wpuszczane okrągłe Ø 60
Round recessed power socket ø 60

360°



Folder	Ø mm	X	Symbol	Color	Material
AE-BPW3U60-20	60	3 x french	-	czarny, black	aluminium, aluminium
AE-BPW3U60-80				srebrny, silver	
AE-BPW3S60-20		3 x schuko		czarny, black	
AE-BPW3S60-80				srebrny, silver	

▶ Gniazdo meblowe wpuszczane okrągłe Ø 60
Round recessed power socket ø 60

360°



Folder	Ø mm	X	Symbol	Color	Material
AE-BPW3U60U-20	60	3 x french	5V USB	czarny, black	aluminium, aluminium
AE-BPW3U60U-80				srebrny, silver	
AE-BPW3S60U-20		3 x schuko		czarny, black	
AE-BPW3S60U-80				srebrny, silver	

▶ Gniazdo meblowe kątowe
Corner furniture power socket

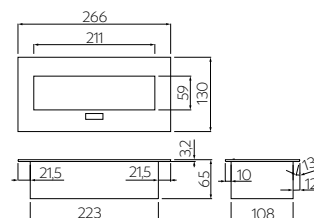
360°



Folder	X	Symbol	Color	Material
AE-PBKT4U-80	4 x french	-	srebrny, silver	aluminium, tworzywo; aluminium plastic
AE-PBKT4S-80	4 x schuko			
AE-PBKT3U2U-80	3 x french	5V USB max 2A		
AE-PBKT3S2U-80	3 x schuko			

▶ Gniazdo meblowe wpuszczane prostokątne
Rectangular recessed power socket

360°



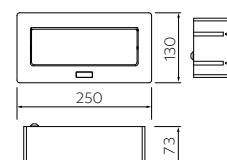

Folder	X	Symbol	Material	Material
AE-PBC3GU-53	3 x french		aluminium + czarny, aluminium + black	stal, tworzywo steel plastic
AE-PBC3GU-20	3 x french		czarny, black	
AE-PBC3GU-10	3 x french		biały + czarny, white + black	
AE-PB03GS-53N	3 x schuko		aluminium + czarny, aluminium + black	
AE-PB03GS-20N	3 x schuko		czarny, black	
AE-PB03GS-10N	3 x schuko		biały + czarny, white + black	
AE-PB03GU-53N	3 x french		aluminium + czarny, aluminium + black	



▶ Gniazdo meblowe wpuszczane **SOFT**
Recessed power socket

WAŻNE: W nowym modelu ramka została poszerzona o 5 mm z każdej strony, aby idealnie zasłaniała otwór montażowy.
IMPORTANT: In the new model, the frame has been widened by 5 mm on each side to perfectly cover the mounting hole.

360°




Folder	X	Symbol	Material	Material
AE-PBSC3GS-10N			biały, white	stal, tworzywo steel plastic
AE-PBSC3GS-20NN	3 x schuko		czarny, black	
AE-PBSC3GS-53N			aluminium + czarny, aluminium + black	
AE-PBSC3GU-10N			biały, white	
AE-PBSC3GU-20NN	3 x french		czarny, black	
AE-PBSC3GU-53N			aluminium + czarny, aluminium + black	
AE-PBSUC2GS-10N			biały, white	
AE-PBSUC2GS-20NN	2 x schuko		czarny, black	
AE-PBSUC2GS-53N			aluminium + czarny, aluminium + black	
AE-PBSUC2GU-10N			biały, white	
AE-PBSUC2GU-20NN	2 x french		czarny, black	
AE-PBSUC2GU-53N			aluminium + czarny, aluminium + black	



NEW

▶ GNIAZDO MEBLOWE WPUSZCZANE **MULTISOFT**
Furniture power socket



AE-PBSUR2GU-20

AE-PBSUR2GU-10

AE-PBSUR2GU-53

AE-PBSURH2GU-20

AE-PBSURH2GU-10

AE-PBSURH2GU-53

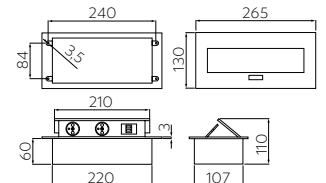


Model	Ports	USB A+C RJ45	Material
AE-PBSUR2GS-10	2 x schuko	USB A+C RJ45	biały, white
AE-PBSUR2GS-20			czarny, black
AE-PBSUR2GS-53			aluminium + czarny, aluminium + black
AE-PBSUR2GU-10	2 x french	USB A+C RJ45	biały, white
AE-PBSUR2GU-20			czarny, black
AE-PBSUR2GU-53			aluminium + czarny, aluminium + black
AE-PBSURH2GS-10	2 x schuko	USB A+C RJ45 HDMI	biały, white
AE-PBSURH2GS-20			czarny, black
AE-PBSURH2GS-53			aluminium + czarny, aluminium + black
AE-PBSURH2GU-10	2 x french	USB A+C RJ45 HDMI	biały, white
AE-PBSURH2GU-20			czarny, black
AE-PBSURH2GU-53			aluminium + czarny, aluminium + black

▶ GNIAZDO MEBLOWE WPUSZCZANE PROSTOKĄTNE
Rectangular recessed power socket



360°



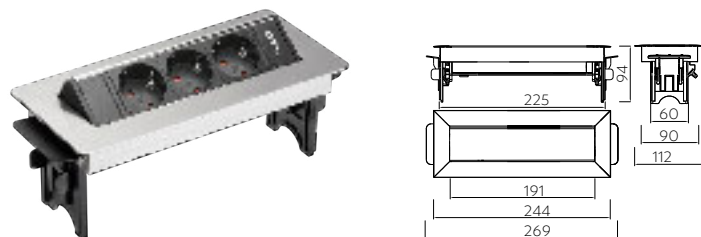
Model	Ports	USB A+C	Material
AE-PBU02GS-20N	2 x schuko	USB-A + USB-C 5V max 3A	biały + czarny, white + black
AE-PBU02GS-10N			czarny, black
AE-PBU2GU-10N	2 x french	USB-A + USB-C 5V max 3A	biały + czarny, white + black
AE-PBU2GU-20N			czarny, black
AE-PBU2GU-53N			aluminium + czarny, aluminium + black

▶ GNAZDO MEBLOWE PRZEPUSTOWE Z USB
Through-desk power socket with USB



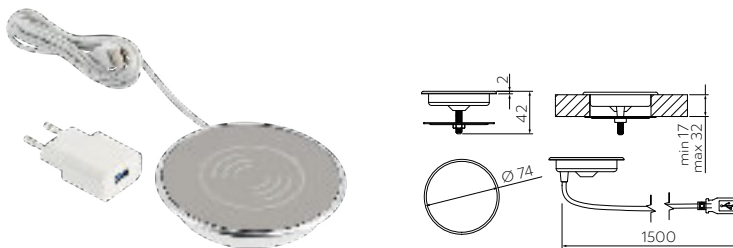
AE-PBC3GS-53BKS	3 x schuko	-	aluminium + czarny, aluminium + black	aluminium, tworzywo; aluminium plastic
AE-PBC3GS2U-53BKS	3 x schuko	5V USB max 2A		

▶ GNAZDO MEBLOWE BEZ KASETY
Furniture power socket without housing



AE-PBC3GS-51BKN	3 x schuko	stal szcztokowana, brushed steel	stal, aluminium, tworzywo; steel aluminium plastic

▶ ŁADOWARKA BEZPRZEWODOWA Z ZASILACZEM **LUX**
Inductive charger with a power supply



AE-ZLADLUX-40	chrom, chrome	tworzywo, plastic

▶ ŁADOWARKA BEZPRZEWODOWA Z ZASILACZEM **SQUARE**
Inductive charger with a power supply

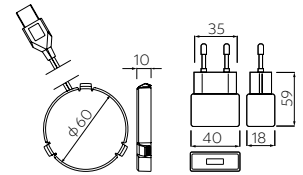


AE-ZLADSQ-20	czarny, black	tworzywo, plastic

▶ ŁADOWARKA BEZPRZEWODOWA / INDUKCYJNA, PODBLATOWA Z ZASILACZEM
Wireless surface charger, under the countertop mount with supply



WIRELESS CHARGING

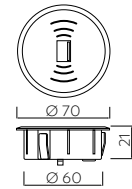



AE-ZLADPOD-20N	czarny, black	tworzywo, plastic

▶ ŁADOWARKA INDUKCYJNA Z ZASILACZEM
Wireless charger with power supply



WIRELESS CHARGING



360°



AE-ZUSB-20N	czarny, black	tworzywo, plastic

▶ ŁADOWARKA GNIAZDKOWA Z ZASILACZEM **SLOT**
Socket charger with power supply



FAST CHARGE



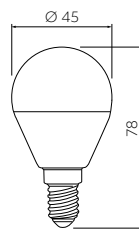
AE-ZLADUSFC-20	czarny, black	tworzywo, plastic

NEW



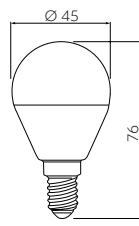


▶ **ŹRÓDŁO ŚWIATŁA LED B45**
LED light source



GT-B45WW5W-3		5,0 W	5,0 W = 35 W	G	● 3000 K	400 lm	5902801461866
GT-B45NW5W-3					● 4000 K		5902801460685

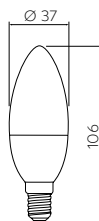
▶ **ŹRÓDŁO ŚWIATŁA LED B45**
LED light source



NEW

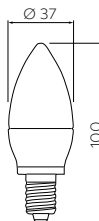
GT-SMGB45B-30		3,0 W	3,0 W = 25 W	F	● 3000 K	255 lm	5902801039973
GT-SMNB45B-30					● 4000 K		5902801631818
GT-SMZGB45B-30					● 6400 K		5902801631863
GT-SMGB45B-60		6,0 W	6,0 W = 43 W	F	● 3000 K	520 lm	5902801040108
GT-SMNB45B-60					● 4000 K		5902801631887
GT-SMZGB45B-60					● 6400 K		5902801631962

▶ **ŹRÓDŁO ŚWIATŁA LED C37**
LED light source



GT-C37WW5W-3		5,0 W	5,0 W = 35 W	G	● 3000 K	400 lm	5902801490934
GT-C37NW5W-3					● 4000 K		5902801461927

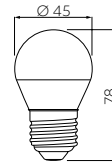
▶ **ŹRÓDŁO ŚWIATŁA LED C37**
LED light source



NEW

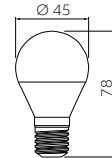
GT-SMGC30B-30		3,0 W	3,0 W = 26 W	F	● 3000 K	260 lm	5902801039980
GT-SMNGC30B-30					● 4000 K		5902801632273
GT-SMZGC30B-30					● 6400 K		5902801632297
GT-SMGC30B-60		6,0 W	6,0 W = 43 W	F	● 3000 K	520 lm	5902801040009
GT-SMNGC30B-60					● 4000 K		5902801632310
GT-SMZGC30B-60					● 6400 K		5902801632334

▶ ŹRÓDŁO ŚWIATŁA LED **B45C**
LED light source



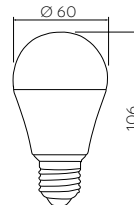
GT-B45CW5W-3	5,0 W	5,0 W = 35 W	G	● 3000 K	400 lm	5902801492525
GT-B45CNW5W-3				● 4000 K		5902801492600

▶ ŹRÓDŁO ŚWIATŁA LED **B45C**
LED light source



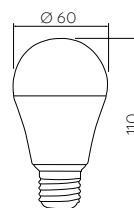
GT-SMGB45C-30			F	● 3000 K	255 lm	5902801040726
GT-SMNB45C-30	3,0 W	3,0 W = 25 W		● 4000 K		5902801632105
GT-SMZB45C-30				● 6400 K		5902801632174
GT-SMGB45C-60				● 3000 K	520 lm	5902801040290
GT-SMNB45C-60	6,0 W	6,0 W = 43 W		● 4000 K		5902801632204
GT-SMZB45C-60				● 6400 K		5902801632242

▶ ŹRÓDŁO ŚWIATŁA LED **A60**
LED light source



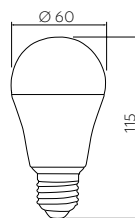
GT-A60WW9W-3			F	● 3000 K	806 lm	5902801460111
GT-A60NW9W-3	8,8 W	8,8 W = 60 W		● 4000 K		5902801459979

▶ ŹRÓDŁO ŚWIATŁA LED **A60**
LED light source



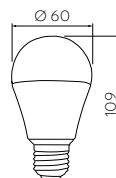
GT-A60WW10W-3			F	● 3000 K	940 lm	5902801467738
GT-A60NW10W-3	10,0 W	10,0 W = 68 W		● 4000 K		5902801459948

▶ ŹRÓDŁO ŚWIATŁA LED **A60**
LED light source



GT-A60WW12W-3		12,0 W	12,0 W = 81 W	F	● 3000 K	1160 lm	5902801492440
GT-A60NW12W-3					● 4000 K		5902801460005

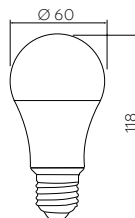
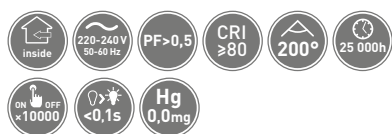
▶ ŹRÓDŁO ŚWIATŁA LED **A60**
LED light source



NEW

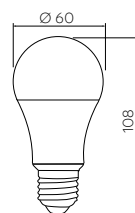
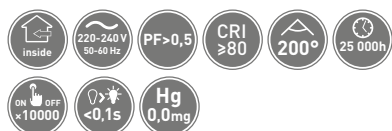
GT-PC2A60-6W				F	● 3000 K	520 lm	5902801039096
GT-PN2A60-6W		6,0 W	6,0 W = 43 W		● 4000 K		5902801631474
GT-PZ2A60-6W					● 6400 K	5902801631740	
GT-PC2A60-10W		9,5 W	9,5 W = 65 W		● 3000 K	900 lm	5902801039119
GT-PN2A60-10W		9,5 W	9,5 W = 65 W		● 4000 K	900 lm	5902801359101
GT-PZ2A60-10W		9,5 W	9,5 W = 65 W		● 6400 K	900 lm	5902801361449
GT-PC2A60-12		11,5 W	11,5 W = 77 W		● 3000 K	1100 lm	5902801039058
GT-PN2A60-12		11,5 W	11,5 W = 77 W		● 4000 K	1100 lm	5902801359156
GT-PZ2A60-12		11,5 W	11,5 W = 77 W		● 6400 K	1100 lm	5902801361470

▶ ŹRÓDŁO ŚWIATŁA LED **A60**
LED light source



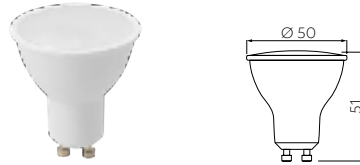
GT-PC2A60-WW-15W		15,0 W	15,0 W = 100 W	F	● 3000 K	1500 lm	5902801460210
GT-PN2A60-NW-15W					● 4000 K		5902801460241
GT-PZ2A60-CW-15W					● 6400 K		5902801460364

▶ ŹRÓDŁO ŚWIATŁA LED **A60**
LED light source



GT-A60WW9W		8,8 W	8,8 W = 60 W	F	● 3000 K	806 lm	5902801455377
GT-A60NW9W					● 4000 K		5902801455704
GT-A60CW9W					● 6400 K		5902801456152

▶ ŹRÓDŁO ŚWIATŁA LED **GU10**
LED light source




Model	Power (W)	Power (W =)	Color Temp (K)	Beam Angle (°)	Light Output (lm)	Barcode
GT-PC3010-30	3,0 W	3,0 W = 43 W	● 3000 K	260	260	5902801216459
GT-PC3010-40		3,0 W = 58 W	● 4000 K			5902801217470
GT-PC3010-64		3,0 W = 65 W	● 6400 K			5902801217623
GT-PC5010-30	4,9 W	4,9 W = 65 W	● 3000 K	410	410	5902801217647
GT-PC5010-40		4,9 W = 65 W	● 4000 K			5902801217760
GT-PC5010-64		4,9 W = 77 W	● 6400 K			5902801217654

▶ ŹRÓDŁO ŚWIATŁA LED **GU10**
LED light source



Model	Power (W)	Power (W =)	Color Temp (K)	Beam Angle (°)	Light Output (lm)	Barcode
GT-GU10W5W-3	5,0 W	5,0 W = 35 W	● 3000 K	400	400	5902801492464
GT-GU10NW5W-3			● 4000 K			5902801451249

▶ ŹRÓDŁO ŚWIATŁA LED **T8**
LED light source

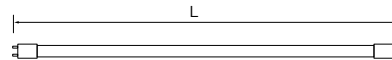


Model	L (mm)
GT-SZNT809W-60	600
GT-SZNT818W-120	1200
GT-SZNT822W-150	1500

*mm

Model	Power (W)	Color Temp (K)	Beam Angle (°)	Light Output (lm)	Barcode
GT-SZNT809W-60	9,0 W	● 4000 K	F	900	5902801204661
GT-SZNT818W-120	18,0 W	● 4000 K		1800	5902801204722
GT-SZNT822W-150	22,0 W	● 4000 K		2200	5902801204760

▶ ŹRÓDŁO ŚWIATŁA LED **T8**
LED light source



Model	L (mm)
GT-SZZT809W-60	600
GT-SZZT818W-120	1200
GT-SZZT822W-150	1500

*mm

Model	Power (W)	Color Temp (K)	Beam Angle (°)	Light Output (lm)	Barcode
GT-SZZT809W-60	9,0 W	● 6400 K	F	900	5902801204739
GT-SZZT818W-120	18,0 W	● 6400 K		1800	5902801205101
GT-SZZT822W-150	22,0 W	● 6400 K		2200	5902801204944

▶ **ŹRÓDŁO ŚWIATŁA LED T8**
LED light source

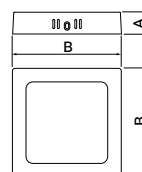


	L
GT-SZNT809WBXF-60	600
GT-SZZT809WBXF-60	
GT-SZNT818WBXF-120	1200
GT-SZZT818WBXF-120	
GT-SZNT822WBXF-150	1500
GT-SZZT822WBXF-150	

*mm

	W	mA	Ei				
GT-SZNT809WBXF-60	9,0 W	78 mA	F	4000 K	900 lm	132 g	5902801043659
GT-SZNT818WBXF-120	17,5 W	152 mA			1800 lm	200 g	5902801026386
GT-SZNT822WBXF-150	21,2 W	184 mA			2200 lm	320 g	5902801041655
GT-SZZT809WBXF-60	9,0 W	78 mA			6500 K	900 lm	132 g
GT-SZZT818WBXF-120	17,5 W	152 mA	1800 lm	200 g		5902801235238	
GT-SZZT822WBXF-150	21,1 W	183 mA	2200 lm	320 g		5902801241956	

▶ **OPRAWA LED TYPU DOWNLIGHT NATYNKOWA FABRO**
Downlight LED fitting, surface mounted

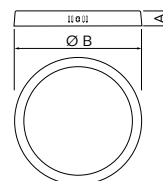


	A	B
GT-FAN06KW-NW-00	36	151
GT-FAN12KW-NW-00	36	176
GT-FAN18KW-NW-00	36	226
GT-FAN24KW-NW-00	36	296

*mm

	W					
GT-FAN06KW-NW-00	6 W	4000 K	540 lm	tworzywo, plastic	67 g	5902801447709
GT-FAN12KW-NW-00	12 W		1200 lm		128 g	5902801447723
GT-FAN18KW-NW-00	18 W		1800 lm		218 g	5902801447747
GT-FAN24KW-NW-00	24 W		2400 lm		434 g	5902801447761

▶ **OPRAWA LED TYPU DOWNLIGHT NATYNKOWA FABRO**
Downlight LED fitting, surface mounted

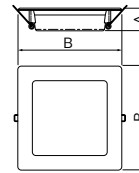


	A	B
GT-FAN06OK-NW-00	36	151
GT-FAN12OK-NW-00	36	176
GT-FAN18OK-NW-00	36	226
GT-FAN24OK-NW-00	36	296

*mm

	W					
GT-FAN06OK-NW-00	6 W	4000 K	540 lm	tworzywo, plastic	64 g	5902801447556
GT-FAN12OK-NW-00	12 W		1200 lm		128 g	5902801447648
GT-FAN18OK-NW-00	18 W		1800 lm		200 g	5902801447662
GT-FAN24OK-NW-00	24 W		2400 lm		383 g	5902801447686

▶ OPRAWA LED TYPU DOWNLIGHT **FABRO**
Downlight LED fitting

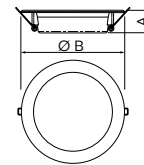


	A	B
GT-FAW06KW-NW-00	26,5	120
GT-FAW09KW-NW-00	26,5	145
GT-FAW12KW-NW-00	26,5	175
GT-FAW18KW-NW-00	27,5	224
GT-FAW24KW-NW-00	30	295

⁷mm

	W	Color	lm	Material	Weight	Barcode
GT-FAW06KW-NW-00	6 W	● 4000 K	540 lm	tworzywo, plastic	67 g	5902801447266
GT-FAW09KW-NW-00	9 W		800 lm		100 g	5902801447297
GT-FAW12KW-NW-00	12 W		1200 lm		128 g	5902801447464
GT-FAW18KW-NW-00	18 W		1800 lm		218 g	5902801447488
GT-FAW24KW-NW-00	24 W		2400 lm		434 g	5902801447518

▶ OPRAWA LED TYPU DOWNLIGHT **FABRO**
Downlight LED fitting

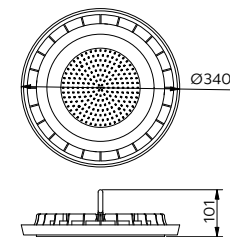


	A	B
GT-FAW04OK-NW-00	25,5	98
GT-FAW06OK-NW-00	25,5	118
GT-FAW09OK-NW-00	25,5	145
GT-FAW12OK-NW-00	26,5	175
GT-FAW18OK-NW-00	27,5	222
GT-FAW24OK-NW-00	30	295

⁷mm

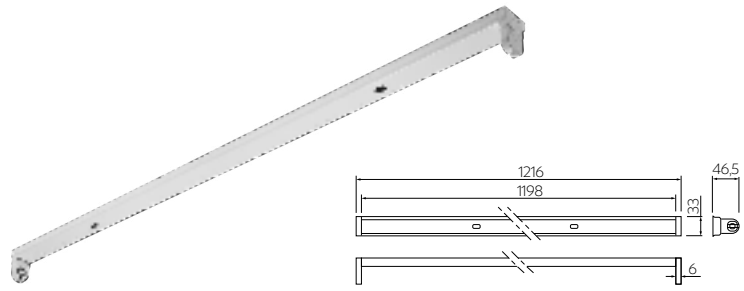
	W	Color	lm	Material	Weight	Barcode
GT-FAW04OK-NW-00	4 W	● 4000 K	300 lm	tworzywo, plastic	37 g	5902801446849
GT-FAW06OK-NW-00	6 W		540 lm		64 g	5902801447167
GT-FAW09OK-NW-00	9 W		800 lm		83 g	5902801446221
GT-FAW12OK-NW-00	12 W		1200 lm		128 g	5902801446832
GT-FAW18OK-NW-00	18 W		1800 lm		200 g	5902801447150
GT-FAW24OK-NW-00	24 W		2400 lm		383 g	5902801447242

▶ OPRAWA LED „HIGHBAY”
LED fitting



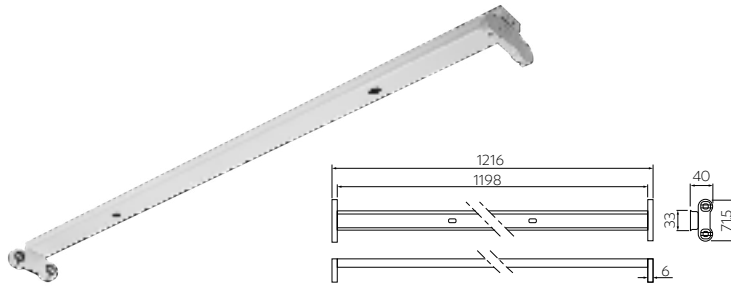
	W	Material	Color	lm	Barcode
GT-HB150W-40	150 W	aluminium, szkło aluminium, glass	● 4000 K	15000 lm	5902801274657

▶ **OPRAWA ŚWIETLÓWKOWA G13**
Fitting for T8 LED tube




GT-OSL1120S-00	stal, steel	5902801270468

▶ **OPRAWA ŚWIETLÓWKOWA G13**
Fitting for T8 LED tube




GT-OSL2120S-00	stal, steel	5902801270734

▶ **OPRAWA WPUSZCZANA G13**
Flush-mounted fitting for T8 LED Tube



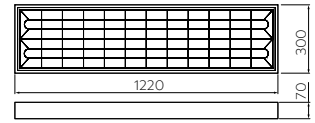

GT-LE060JW-01	stal, steel	5902801234989

▶ **OPRAWA NATYNKOWA G13**
Surface mounted fitting for T8 LED Tube



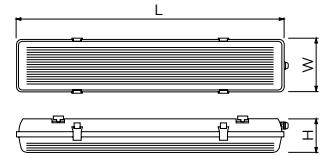

GT-LE060JN-01	stal, steel	5902801049121

▶ **OPRAWA NATYNKOWA G13**
Surface mounted fitting for T8 LED Tube



GT-LE120JN-01	stal, steel	5902801041839

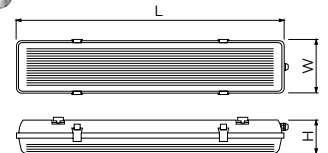
▶ **OPRAWA HERMETYCZNA G13**
Airtight fitting



				L	W	H
GT-HEL136-00	ABS/PS	5902801282324	GT-HEL136-00	1259	61	74
GT-HEL158-00		5902801282270	GT-HEL158-00	1559	61	74
GT-HEL218-00		5902801281198	GT-HEL218-00	649	98	76
GT-HEL236-00		5902801282300	GT-HEL236-00	1259	98	76
GT-HEL258-00		5902801282478	GT-HEL258-00	1559	98	76

*mm

▶ **OPRAWA HERMETYCZNA G13**
Airtight fitting

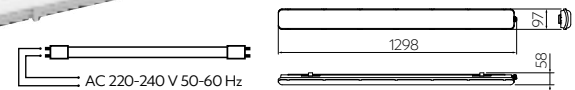
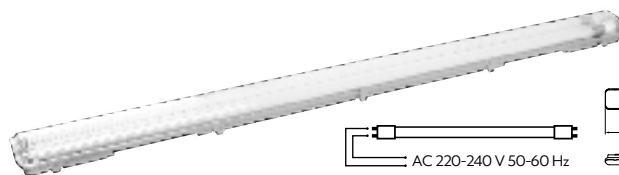


				L	W	H
GT-HER2X18-00	ABS/PS	5902801249808	GT-HER2X18-00	690	115	58
GT-HER2X36-00		5902801249693	GT-HER2X36-00	1270	110	60
GT-HER2X58-00		5902801249815	GT-HER2X58-00	1590	110	60

*mm

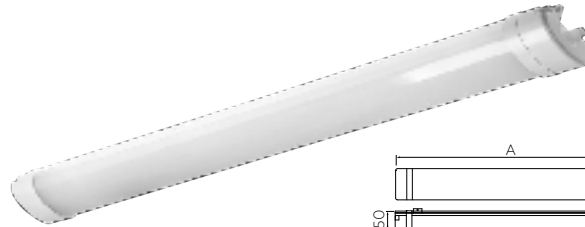
▶ **OPRAWA HERMETYCZNA ŚCIENNO-SUFITOWA**
Airtight wall & ceiling fitting

Zawiera dwie świetlówki LED T8.
Two T8 LED tubes included.



GT-HR2X18W120-30	2 x 18,0 W	● 4000 K	2 x 1800 lm	5902801642654

▶ **OPRAWA HERMETYCZNA LED**
Airtight fitting



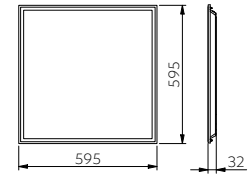
	A
GT-OMNO60-18	640
GT-OMN120-36	1240
GT-OMN150-45	1540

*mm

	W	Color	lm	Barcode
GT-OMNO60-18	18,0 W	● 4000 K	1600 lm	5902801128257
GT-OMN120-36	36,0 W	● 4000 K	3200 lm	5902801128486
GT-OMN150-45	45,0 W	● 4000 K	4000 lm	5902801128660

▶ **OPRAWA LED BIZAR**
LED fitting


NEW



	W	Color	lm	Barcode
GT-BPZ40W606N-40	40,0 W	● 4000 K	4000 lm	5902801634802

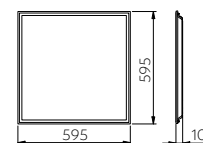
▶ **OPRAWA LED BIZAR**
LED fitting

NEW



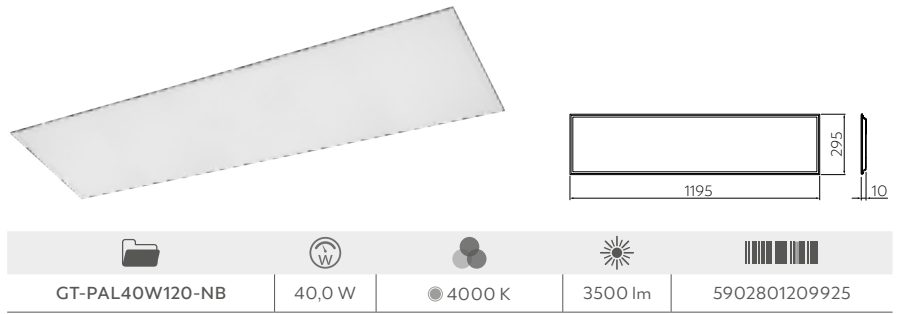
	W	Color	lm	Barcode
GT-BPZ40W123N-40	40,0 W	● 4000 K	4000 lm	5902801635045

▶ **OPRAWA LED**
LED fitting

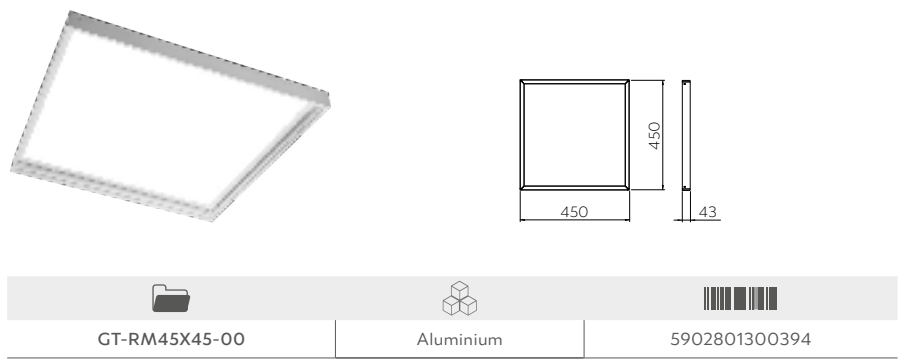


	W	Color	lm	Barcode
GT-PAL40W60-NB	40,0 W	● 4000 K	3500 lm	5902801209819

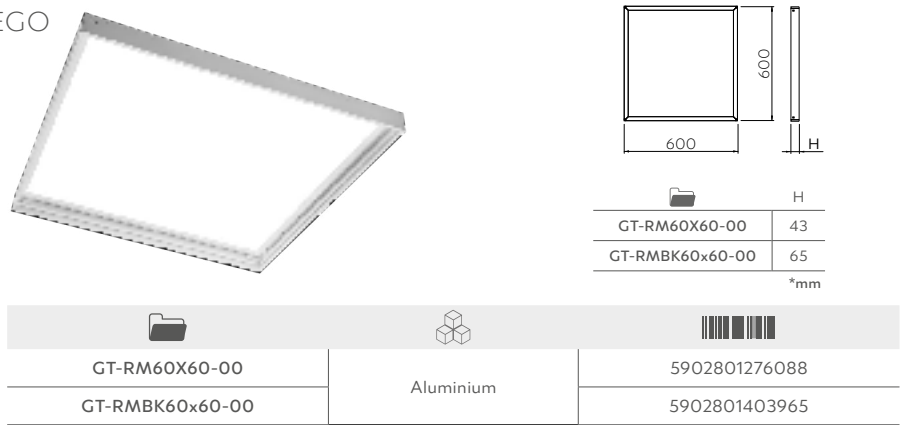
▶ OPRAWA LED
LED fitting




▶ RAMA DO MONTAŻU NATYNKOWEGO
Frame for surface mounting



▶ RAMA DO MONTAŻU NATYNKOWEGO
Frame for surface mounting



▶ RAMA DO MONTAŻU NATYNKOWEGO
Frame for surface mounting



▶ RAMA DO MONTAŻU NATYNKOWEGO
Frame for surface mounting



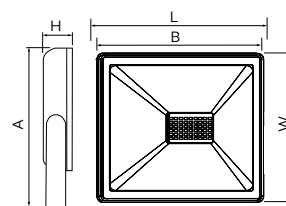
	H
GT-RM30X120-00	43
GT-RMBK120x30-00	65

*mm



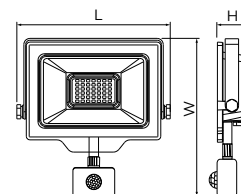
GT-RM30X120-00	Aluminium	5902801276071
GT-RMBK120x30-00		5902801403095

▶ NAŚWIETLACZ LED **GCX**
LED floodlight



	W		lm		L	W	H	A	B
GT-GCX10W-40	10,0 W	● 4000 K	800 lm	5902801298790	98	74	30	80	90
GT-GCX10W-64		● 6000 K		5902801299124					
GT-GCX20W-40	20,0 W	● 4000 K	1600 lm	5902801299780	118	94	35	103	110
GT-GCX20W-64		● 6000 K		5902801270383					
GT-GCX30W-40	30,0 W	● 4000 K	2400 lm	5902801299094	148	125	35	133	140
GT-GCX30W-64		● 6000 K		5902801270475					
GT-GCX50W-40	50,0 W	● 4000 K	4000 lm	5902801299117	178	155	35	170	170
GT-GCX50W-64		● 6000 K		5902801270550					
GT-GCX70W-40	70,0 W	● 4000 K	5600 lm	5902801270574	218	185	35	203	210
GT-GCX70W-64		● 6000 K		5902801270291					
GT-GCX100W-40	100,0 W	● 4000 K	8000 lm	5902801262371	250	222	35	250	247
GT-GCX100W-64		● 6000 K		5902801271106					
GT-GCX150W-40	150,0 W	● 4000 K	12000 lm	5902801262296	350	310	45	342	343
GT-GCX150W-64		● 6000 K		5902801270284					
GT-GCX200W-40	200,0 W	● 4000 K	18000 lm	5902801318061	455	355	44	-	-

▶ NAŚWIETLACZ LED Z CZUJNIKIEM RUCHU **GCR**
LED floodlight with a motion sensor



	W		lm		L	W	H
GT-GCR10W-40	10,0 W	● 4000 K	1000 lm	5902801463761	90	135	48
GT-GCR10W-64		● 6000 K		5902801470639			
GT-GCR20W-40	20,0 W	● 4000 K	2000 lm	5902801463921	110	155	48
GT-GCR20W-64		● 6000 K		5902801463815			
GT-GCR30W-40	30,0 W	● 4000 K	3000 lm	5902801464256	140	190	48
GT-GCR30W-64		● 6000 K		5902801464966			
GT-GCR50W-40	50,0 W	● 4000 K	5000 lm	5902801465048	175	200	48
GT-GCR50W-64		● 6000 K		5902801465390			

▶ CZUJNIK RUCHU **GCR**
Motion sensor



MOTION SENSOR



GT-GRCR-10	-	-	-	5902801465406

▶ NAŚWIETLACZ LED **VILMAR**
LED floodlight

NEW



GT-VILM10W-40	10,0 W	● 4000 K	> 0,5	900 lm	5902801637100
GT-VILM10W-64		● 6000 K			5902801637124
GT-VILM20W-40	20,0 W	● 4000 K		2000 lm	5902801637148
GT-VILM20W-64		● 6000 K			5902801637179
GT-VILM30W-40	30,0 W	● 4000 K		3000 lm	5902801637216
GT-VILM30W-64		● 6000 K			5902801637254
GT-VILM50W-40	50,0 W	● 4000 K	5000 lm	5902801637339	
GT-VILM50W-64		● 6000 K		5902801637353	
GT-VILM100W-40	100 W	● 4000 K	> 0,9	10000 lm	5902801637377
GT-VILM100W-64		● 6000 K			5902801637391
GT-VILM150W-40	150 W	● 4000 K		10500 lm	5902801637414
GT-VILM150W-64		● 6000 K			5902801637438
GT-VILM200W-40	200 W	● 4000 K		20000 lm	5902801637452
GT-VILM200W-64		● 6000 K			5902801637476

▶ NAŚWIETLACZ LED Z CZUJNIKIEM RUCHU **VILMAR**
LED floodlight with a motion sensor

NEW






























MOTION SENSOR






























GT-VILM10W-PIR-40	10,0 W	● 4000 K	900 lm	aluminium, szko	5902801637490
GT-VILM10W-PIR-64		● 6000 K			5902801637513
GT-VILM20W-PIR-40	20,0 W	● 4000 K	2000 lm		5902801637537
GT-VILM20W-PIR-64		● 6000 K			5902801637551
GT-VILM30W-PIR-40	30,0 W	● 4000 K	3000 lm	aluminium, glass	5902801637612
GT-VILM30W-PIR-64		● 6000 K			5902801637636
GT-VILM50W-PIR-40	50,0 W	● 4000 K	5000 lm	5902801637650	
GT-VILM50W-PIR-64		● 6000 K		5902801637698	

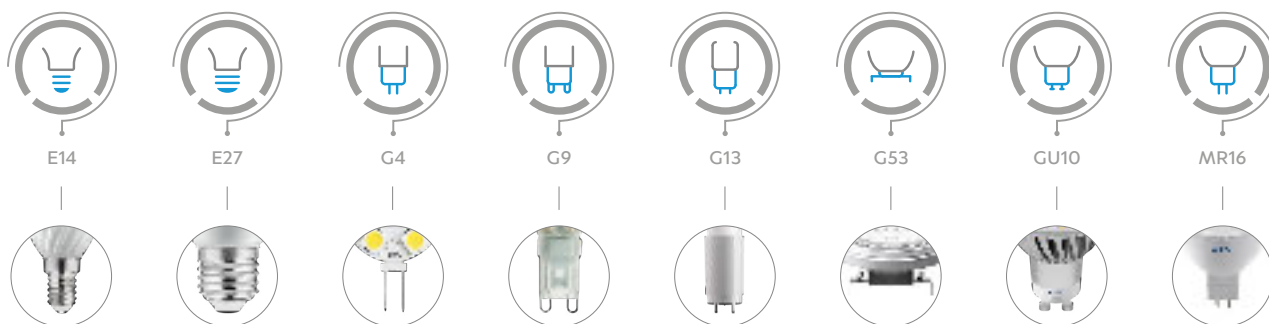
PRZEWODNIK PO SYMBOLACH KATALOGU
GUIDE TO CATALOG SYMBOLS

Ikony elektrotechniczne. Electrical engineering icons.


 <p>3 tryby świecenia. 3 types of lighting.</p> <p>3 LIGHT MODES</p>	 <p>Imitacja CCTV. Imitate CCTV camera.</p> <p>IMITATE CCTV CAMERA</p>	 <p>Produkt wykonany z materiałów odpornych na korozję. Product is made of corrosion-resistant materials.</p> <p>ANTI CORROSION MATERIALS</p>
 <p>Produkt nie zawiera przewodu zasilającego. Product does not include a power cord.</p> <p>NOT INCLUDED</p>	 <p>Zakres temperatury otoczenia do jakiej przystosowany jest produkt. Ambient temperature range to which the product is adapted.</p> <p>WORKING TEMPERATURE</p>	 <p>Produkt wykonany z materiałów niepalnych. Product is made of non-flammable materials.</p> <p>FIRE PROTECTION</p>
 <p>Produkt wyposażony w czujnik ruchu. Product is equipped with a motion sensor.</p> <p>MOTION SENSOR</p>	 <p>Szybkie ładowanie. Fast charge.</p> <p>FAST CHARGE</p>	 <p>Możliwość montażu natynkowego i wpuszczanego. Possibility of surface and recessed installation.</p> <p>SURFACE/FLUSH MOUNTING</p>
 <p>Czujnik ruchu PIR. PIR motion sensor.</p> <p>MOTION SENSOR</p>	 <p>Funkcja korytarzowa. Corridor function.</p> <p>CORRIDOR FUNCTION</p>	 <p>Regulowany uchwyt montażowy. Adjustable mounting bracket.</p> <p>ADAPTIVE ASSEMBLY SYSTEM</p>
 <p>Czujnik zmierzchu. Dusk sensor.</p> <p>DUSK SENSOR</p>	 <p>Możliwość zmiany barwy światła. Possibility to change the color of light.</p> <p>CCT</p>	 <p>Możliwość doprowadzenia przewodów z 3 stron. Possibility of connecting cables from 3 sides.</p> <p>3 SIDES CONNECTION</p>
 <p>Mikrofalowy czujnik ruchu. Microwave motion sensor.</p> <p>MICROWAVE MOTION SENSOR</p>	 <p>Rodzaj trzonka. Type of bulb base.</p> <p>E14</p>	 <p>Obudowa typu SLIM. SLIM type casing.</p> <p>SLIM BODY</p>
 <p>Moduł awaryjny. Emergency module.</p> <p>EMERGENCY MODULE</p>	 <p>Skuteczne odprowadzanie ciepła. Effective heat dissipation.</p> <p>HEAT PROTECT</p>	 <p>Oprawa odporna na środki chemiczne i promieniowanie UV. Fixture is resistant to chemicals and UV radiation.</p> <p>CHEMICAL RESISTANT</p>
 <p>Moduł awaryjny 3h. Emergency module 3h.</p> <p>EMERGENCY MODULE 3H</p>	 <p>Ładowanie bezprzewodowe. Wireless charging.</p> <p>WIRELESS CHARGING</p>	 <p>Okres gwarancji. Guarantee period.</p> <p>WARRANTY</p>
 <p>Czas świecenia w trybie awaryjnym. Lighting time in emergency mode.</p> <p>3 H EMERGENCY LIGHTING</p>	 <p>Materiał wykonania obudowy. Housing material.</p> <p>ALUMINIUM POLICARBON</p>	 <p>Współpracuje ze ściemniaczami. Dimmable.</p> <p>DIMMABLE</p>

 <p>FAST CONNECTION</p>	 <p>FAST AND EASY CONNECTION</p>	 <p>PROTECTION</p>
 <p>PRODUKT POSIADA ATEST. Product is approved.</p>	 <p>BACKPLATE</p>	 <p>UGR<16</p>
 <p>LOW PROFILE</p>	 <p>POWER BANK</p>	 <p>CRI 90+</p>
 <p>2xT8 (120cm) INCLUDED</p>	 <p>SOLAR ENERGY</p>	 <p>FRAME HEIGHT</p>
 <p>ON REQUEST</p>	 <p>EASY CLICK COMPATIBLE</p>	 <p>FILAMENT</p>
 <p>160 lm/W</p>	 <p>PROVIDED BY SAMSUNG</p>	 <p>BEAM ANGLE</p>
 <p>CONTROL</p>	 <p>POWERCORD</p>	 <p>RGBW</p>
 <p>DC</p>	 <p>TEST BUTTON</p>	 <p>RGB</p>
 <p>THROUGH-LINE MAX LN</p>	 <p>IK08</p>	 <p>ADJUSTABLE</p>

Ikony elektrotechniczne pozostałe - rodzaj trzonka. Electrical engineering icons – base type.



Ikony elektrotechniczne pozostałe - funkcjonalności. Electrical engineering icons – functionality.




„Tryb pracy „na jasno”,
oprawa zasilana ciągle
– oprawa świeci zarówno
podczas zasilania podstawowego jak
i po jego zaniku”.
„Maintained operating mode,
luminaire is powered constantly
- the luminaire illuminates both
during power supply as well as
after its shutting down”.



Maksymalna rozpraszana
moc źródeł światła dla profilu
rozgrzanego do maksymalnie 65
stopni C, dla wersji z kloszem.*
Maximal dissipated power of
lamps for heated profiles to 65°C,
when applied with lampshades.*



2 tryby załączania
źródła światła.
CCT 2 colour modes switch.




„Tryb pracy „na ciemno”,
oprawa zasilana nieciągle
– oprawa świeci tylko po zaniku
zasilania podstawowego”
Non-maintained operation
mode, luminaire is not powered
continuously - the luminaire
illuminates only after power supply
failure



Na zamówienie oprawa
przystosowana do częstego
załączania np. współpraca
z czujkami ruchu.
Luminaire is compatible with
motion detector on request.



Współpracuje z modułem
awaryjnym.
Emergency module
compatibility.



„Tryb pracy przełączany
– o świeceniu oprawy podczas
obecności zasilania podstawowego
decyduje zewnętrzny wyłącznik”.
Switch mode is regulated by an
external switch that determines
if the luminaire illuminates while
being connected to the grid.



Piktogramem oznaczone są
łączeni, w których można
podłączyć zasilanie
szynoprzewodu.
Connectors that can be plugged
into the grid are marked
by this pictogram.



3-stopniowy czujnik ruchu.
3 step motion sensor.



Fukcja SOS, ZOOM.
SOS, ZOOM function.



TRI-TONE

3-stopniowa regulacja jasności
3 step brightness adjustment

* Rzeczywiste wartości mocy, strumienia świetlnego, temperatury barwowej mogą się różnić w granicach ±5% od podanych wartości. Maksymalna temperatura otoczenia dla powyższych wyników wynosi 24 stopnie C. Kompatybilność taśmy LED z profilem LED zależą od sposobu oraz miejsca montażu.
Real power value, luminous flux, colour temperature may vary within 5% of stated values. Maximal temperature of surroundings for above results is 24°C. Compatibility of LED tape and LED profile depends on a method and place of assembling.

Ikony elektrotechniczne pozostałe. Electrical engineering icons.



Odpowiednik mocy.
Wattage equivalent.



Prąd znamionowy.
Rated current.



Moc źródła światła lub urządzenia.
Light source or device power.



Strumień świetlny.
Luminous flux.



Długość produktu.
Product length.



Materiał obudowy produktu.
Product casing material.



Kolor obudowy.
Casing color.



Temperatura barwowa światła.
Color temperature.



Maksymalna ilość opraw do połączenia w linii.
Maximum unit in line connection.



Klasa energetyczna.
Energy efficiency class.



Zasilanie.
Voltage.



Zasilanie napięciem 12 V prąd stały.
12 V power supply DC.



Napięcie wyjściowe.
Output voltage.



Maksymalne dopuszczalne obciążenie.
Max permissible load.



Kąt świecenia.
Beam angle.



Stopień ochrony IP.
International protection marking.



Czas pracy.
Nominal lifetime.



Długość przewodu.
Wire length.



Długość przewodu z wtyczką.
Length of cord with plug.



Długość taśmy LED.
LED strip length.



Stopień ochrony IK.
IK degree of protection.



Waga.
Weight.



Rodzaj złączki.
Type of connector.



Współczynnik oddawania.
Colour rendering index.



Współczynnik mocy.
Power factor.



Współczynnik ośnienia.
Unified glare rating.



Czas włączania.
Starting time (max).



Liczba cykli wł/wył.
Switching cycle.



Współpracuje ze ściemniaczami.
Dimmable.



Nie współpracuje ze ściemniaczami.
Non-dimmable.



Rodzaj diody LED.
Types of LED diode.



Ilość diod LED.
Number of LED diodes.



Dopuszczalna temperatura pracy.
Allowable working temperature.



Rodzaj świetlówki.
Type of fluorescent tube.



Przekrój przewodu.
Wire cross section.



Maksymalny zasięg czujnika ruchu.
Motion sensor range.



Kąt widzenia czujnika ruchu.
Motion sensor detection angle.



Zawartość rtęci.
Mercury content.



Gniazdo Schuko.
Schuko socket.



Gniazdo French.
French socket.



USB.
USB port.



Ładowanie przez USB.
USB charge.



Maksymalne obciążenie gniazdz USB.
Max load USB ports.



Gniazdo UK.
UK socket.



Oprawa z włącznikiem.
Fixture with switch.



Wyłącznik termiczny.
Thermal switch.



Rekomendowana odległość montażu od powierzchni.
Recommended mounting distance from surfaces.



Średnica otworu montażowego.
Mounting hole diameter.



Statecznik EVG.
Electrical ballast EVG.



Brak efektu migotania.
Flicker free.



Możliwość montażu modułu awaryjnego CNBOP.
Ready for emergency unit assembly.



Pojemność baterii.
Battery capacity.



Typ Baterii.
Battery type.



Długość przewodu z wtyczką mini AMP.
Length of the cable with mini connector.



Długość przewodu z zasilaczem.
Length of the cable with driver.



Gniazdo RJ45.
RJ45 socket.



Gniazdo ethernet.
Ethernet socket.



Gniazdo HDMI.
HDMI socket.



Ilość gniazdz.
Number of sockets.



Klasa ochronności I.
Protection class I.



Klasa ochronności II.
Protection class II.



Klasa ochronności III.
Protection class III.



Kostka przyłączeniowa - maksymalny przekrój przewodu.
Terminal block - maximum cable cross section.



Maksymalny horyzont kąta działania czujnika.
Maximum sensor angle operation.



Maksymalny prąd obciążenia.
Maximum current load.



Miejsce montażu.
Place of assembly.



Montaż natynkowy.
Surface mounting.



Montaż wpuszczany.
Flush mount.



Czujnik jednobiegunowy.
Single-pole sensor.



Czujnik dwubiegunowy.
Double-pole sensor.



Zabezpieczenie przepięciowe.
Overvoltage protection.



Przycisk TEST.
TEST button.

	Fukcja ZOOM. ZOOM function.		Brak baterii w zestawie Batteries not included
	Funkcja czerwonego światła ostrzegawczego. Red light warning function.		Regulacja zasięgu detekcji Detection range adjustment
	Uchwyt magnetyczny. Magnetic handle.		Sterowanie pilotem IR IR remote control
	Trzy tryby świecenia. Three lighting modes.		Temperatura barwowa światła Color temperature
	Funkcja flash. Flash function.		Regulacja progu jasności Brightness threshold adjustment
	Funkcja Power Bank. Power Bank function.		Wydajność panelu słonecznego solar panel efficiency
	Oprawa świecąca z dwóch stron. Two-sided luminaire.		Maksymalny przekrój przewodu max wire cross-section
			Prąd znamionowy ładowarki bezprzewodowej Rated current of the wireless charger
	Prąd znamionowy rated current		Produkt montować na zewnątrz The product should be installed outdoors
	Maksymalny prąd znamionowy maximum rated current		Regulacja czasu świecenia po zaniku ruchu Adjustment of lighting time after movement stop
	Moc źródła światła lub urządzenia source or device light power		Oprawa nieregulowana not adjustable frame
	Maksymalne dopuszczalne obciążenie przy zasilaniu 12 V		Produkt przystosowany do źródeł światła LED T8 The product is adapted to T8 LED light sources
	Maksymalny prąd znamionowy na 1 gniazdo Maximum rated current per socket		Zasięg latarki Flashlight range
	Prąd znamionowy rated current		Pobór mocy w trybie czuwania Power consumption in standby mode
	Długość przewodu USB Length of the USB cable		Nie przykrywać do not cover
	Rodzaj przewodu cable type		Opakowanie nie zawiera źródła światła The package does not contain a light source
	Ilość żył przewodu zasilającego Number of wires in the power cord		Rodzaj gniazda PLUG PLUG socket type
	Zalecana wysokość montażu Recommended installation height		

The background of the entire page is a close-up photograph of a person's hand working on a complex cable assembly. The hand is positioned on the right side, holding a small component. The cables are various colors (blue, yellow, red, green, white) and are bundled together. In the foreground, there is a large black plastic connector with multiple ports and wires plugged into it. The lighting is dramatic, highlighting the textures of the plastic and the skin of the hand.

HÖGERT
technik

**Narzędzia
dla wymagających**

**Tools of the most
demanding users**

Dostarczamy wartościowe rozwiązania,
łącząc trwałość i funkcjonalność.

We provide valuable solutions,
combining durability and functionality.

Za dystrybucję marki Högert Technik
odpowiada firma GTV Poland S.A

For the distribution of the Högert Technik brand
GTV Poland S.A. is responsible



CYFROWY MIERNIK UNIWERSALNY
Universal digital meter



AUTO-RANGE	U.D.C. 600V U.A.C. 600V	I.D.C. 10A
R 2MΩ	DATA HOLD	
LED DIODE	1999 DISPLAY	BATTERY 1,5 / 9V

HT1E602	160 x 75 x 30 mm	1	50

CYFROWY MIERNIK UNIWERSALNY FULL-SMART
Universal digital meter Full-Smart



NCV	TRUE RMS	SMART	U.D.C. 600V U.A.C. 600V
R 40 MΩ	C 40mF	4 MHz	DATA HOLD
4000 DISPLAY			

HT1E615	204 x 39 x 30 mm	1	100


CYFROWY MIERNIK UNIWERSALNY FULL-SMART
Universal digital meter Full-Smart



NCV	TRUE RMS	SMART	U.D.C. 600V U.A.C. 600V
I.D.C. 10A I.A.C. 10A	R 60MΩ	C 60mF	20 MHz
DATA HOLD	6000 DISPLAY		

HT1E605	121 x 60 x 36 mm	1	50

CĘGOWY MIERNIK UNIWERSALNY
Universal clamp meter



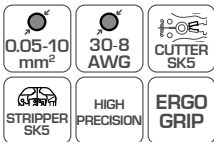
NCV	TRUE RMS	AUTO-RANGE	U.D.C. 600V U.A.C. 600V	I.A.C. 600A
R 60MΩ	MAX Ø20 mm	DATA HOLD	MIN/MAX	SELECT
	RANGE		5999 DISPLAY	

HT1E621	1	20



AUTOMATYCZNY ŚCIĄGACZ IZOLACJI

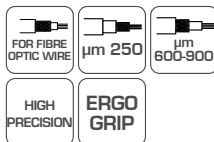
Automatic wire stripper



HT1P182	210 mm	0,05 to 10,0 mm ² (30-8 AWG)	10	60
---------	--------	--	----	----

ŚCIĄGACZ IZOLACJI DO ŚWIATŁOWODÓW

Fibre optic wire stripper



HT1P186	145 mm	2,8-3,0 mm and 2,0-3,0 mm	10	60
---------	--------	------------------------------	----	----

ŚCIĄGACZ IZOLACJI

Wire stripper



HT1P102	122 mm	0,5-6,0 mm ² (20-10 AWG)	15	90
---------	--------	--	----	----

NOŻYCE DO PRZEWODÓW I IZOLACJI

Electrician's shears



HT1P040	140 mm		10	120
---------	--------	--	----	-----

AUTOMATYCZNY ŚCIĄGACZ IZOLACJI

Automatic wire stripper



HT1P187	180 x 170 x 32 mm	0,2 - 6,0 mm ² (24-10 AWG)	10	60
---------	-------------------	--	----	----

SZCZYPCE DO CIĘCIA PRZEWODÓW

Cable cutting pliers



HT1P042	160 mm	∅ 3 mm	6	60
HT1P044	200 mm	∅ 11 mm	6	60

AUTOMATYCZNY ŚCIĄGACZ IZOLACJI

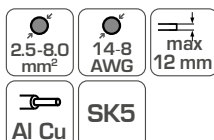
Automatic wire stripper



HT1P188	168 mm	1,0-3,2 mm ² (18-12 AWG)	8	48
---------	--------	--	---	----

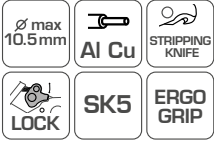
SZCZYPCE DO CIĘCIA PRZEWODÓW

Cable cutter pliers



HT1P047	170 mm	2,5 - 8,0 mm ² (14-8 AWG)	10	60
---------	--------	---	----	----

SZCZYPCE DO CIĘCIA PRZEWODÓW
Cable cutting pliers



HT1P046	168 mm	∅ 10,5 mm	10	60
---------	--------	-----------	----	----

SZCZYPCE DO ZACISKANIA TULEJEK CIENKOŚCIENNYCH
Ferrule crimper wire plier



HT1P205	175 mm	0,25-6 mm ² (23-10 AWG)	10	50
---------	--------	---------------------------------------	----	----

SZCZYPCE DO ZACISKANIA Z WYMIENNYMI SZCZĘKAMI
Crimping plier interchangeable



2	∅ 0,5 - 6 mm ² (23 - 10 AWG)
21	∅ 0,5 - 10 mm ² (23 - 8 AWG)
22	∅ 0,5 - 6 mm ² (23 - 10 AWG)
23	∅ 0,5 - 1,5 mm ² (26 - 16 AWG)
24	∅ 0,5 - 6,0 mm ² (23 - 10 AWG)
25	∅ 0,5 - 6 mm ² (23 - 10 AWG)



HT1P176	220 mm	1	10
---------	--------	---	----

SZCZYPCE DO ZACISKANIA OPASEK KABLOWYCH
Cable tie crimping plier



HT2C190	165 mm	2,4 - 4,8 mm	10	40
---------	--------	--------------	----	----

SZCZYPCE DO ZACISKANIA TULEJEK CIENKOŚCIENNYCH
Ferrule crimper wire plier



HT1P190	175 mm	0,25-6,0 mm ² (23-10 AWG)	10	40
---------	--------	---	----	----

ZESTAW WKRETAKÓW 1000 V
Insulated 1000 V screwdriver set



∅ 1,2 x 6,5 x 100 mm,
1,0 x 5,5 x 100 mm,
0,8 x 4,0 x 100 mm,
0,5 x 3,0 x 100 mm
⊕ PH2 x 100 mm,
PH1 x 80 mm,
PZ2 x 100 mm,
PZ1 x 80 mm
● T10 x 100 mm,
T15 x 100 mm,
T20 x 100 mm
Voltage tester 140 mm



HT1S997	1	72
---------	---	----

SZCZYPCE DO ZACISKANIA TULEJEK CIENKOŚCIENNYCH
Ferrule crimper wire plier



HT1P191	210 mm	4 - 16 mm ² (6-12 AWG)	10	40
---------	--------	--------------------------------------	----	----

WKRETAK 1000 V SLIM
Insulated 1000 V SLIM screwdriver



	∅	L1	L2		
HT1S960-1	3	100 mm	174 mm	24	480
HT1S961-1	4	100 mm	192 mm	12	240
HT1S962-1	5,5	125 mm	217 mm	12	240

WKREŃTAK 1000 V PH SLIM
Insulated 1000 V PH screwdriver

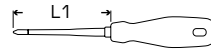



VDE 1000V PH SLIM CrMo

MAGNETIC ERGO GRIP EN 60900

	⊕	L1	L2		
HT1S965-1	PH1	100 mm	192 mm	12	240
HT1S966-1	PH2	100 mm	210 mm	12	120

IZOLOWANY WKREŃTAK SLIM 1000 V
Insulated 1000 V SLIM screwdriver



VDE 1000V SLIM SL S2

	⊖	L1		
HT1S960-1	3 mm	100 mm	12	360
HT1S961-1	4 mm	100 mm	12	360
HT1S962-1	5,5 mm	125 mm	12	240

WKREŃTAK 1000 V PZ SLIM
Insulated PZ SLIM screwdriver



VDE 1000V PZ SLIM CrMo

MAGNETIC ERGO GRIP EN 60900

	⊕	L1	L2		
HT1S968-1	PZ1	100 mm	210 mm	12	240
HT1S969-1	PZ2	100 mm	210 mm	12	240

WKREŃTAKI PRECYZYJNE
Precision screwdrivers



- ⊖ 0.3 × 1.8 × 50 mm
- ⊖ 0.4 × 2 × 50 mm
- ⊖ 0.4 × 2.5 × 65 mm
- ⊖ 0.5 × 3 × 65 mm
- ⊕ PH00 × 65 mm
- ⊕ PH0 × 65 mm



×6 CrV VDE 1000V PP + TPR

HT1S987	6		48



ZESTAW NARZĘDZI IZOLOWANYCH 1000 V, 12 SZT.
Tool set



×12	CrV	S2	VDE 1000V
-----	-----	----	-----------

HT1E100	12 szt./ 12 pcs	1	5

ZESTAW NARZĘDZI IZOLOWANYCH 1000 V, 25 SZT.
Tool set



×25	CrV	S2	VDE 1000V
-----	-----	----	-----------

HT1E101	25 szt./ 25 pcs	1	5

ZESTAW NASADEK IZOLOWANYCH Z KLUCZEM TYPU T 1000 V, 11 SZT.
Tool set



×11	VDE 1000V	CrV
-----	-----------	-----

HT1E102	11 szt./ 11 pcs	1	5

SZCZYPCE UNIWERSALNE 1000 V
Insulated combination pliers 1000 V



VDE 1000V	CrV	HRC 55-60	DIN 5749
-----------	-----	-----------	----------

HT1P903	160 mm	6	60
HT1P905	180 mm	6	60
HT1P907	200 mm	6	60

SZCZYPCE BOCZNE 1000 V
Insulated diagonal side cutters 1000 V



VDE 1000V	CrV	HRC 55-60	DIN 5749	HIGH LEVERAGE
-----------	-----	-----------	----------	---------------

HT1P909	160 mm	6	60
HT1P911	180 mm	6	60

SZCZYPCE WYDŁUŻONE PROSTE 1000 V
Elongated, straight pliers 1000 V



VDE 1000V	CrV	HRC 55-60	DIN 5745	PTFE COAT
-----------	-----	-----------	----------	-----------

HT1P913	160 mm	6	60
HT1P917	200 mm	6	60

ZESTAW WKRETAKÓW 1000 V
Insulated 1000 V screwdriver set



∅ 5.5 x 100 mm,
4.0 x 100 mm
⊕ PZ2 x 100 mm
⊕ PH2 x 100 mm,
PH1 x 80 mm
Keys for switch cabinets:
triangle
square



×8	VDE 1000V	S2	MAGNETIC	ERGO GRIP
----	-----------	----	----------	-----------

HT1S998	6	12

SZCZYPCE WYDŁUŻONE WYGIĘTE 1000 V
Elongated, bent pliers 1000V



VDE 1000V	CrV	HRC 55-60	DIN 5745	PTFE COAT
-----------	-----	-----------	----------	-----------

HT1P919	160 mm	6	60
HT1P923	200 mm	6	60



A

AE-27GU10-00.....	262
AE-BPW1FACP-10.....	357
AE-BPW1FACP-20.....	357
AE-BPW1S1UCH-51N.....	362
AE-BPW1S1UCH-53N.....	360
AE-BPW1S2UCH-80.....	360
AE-BPW1SACP-10.....	357
AE-BPW1SACP-20.....	357
AE-BPW1U1UCH-51N.....	362
AE-BPW1U1UCH-53N.....	360
AE-BPW1U2UCH-80.....	360
AE-BPW2FCAM-10.....	358
AE-BPW2FCAM-20.....	358
AE-BPW2SCAM-10.....	358
AE-BPW2SCAM-20.....	358
AE-BPW3GS-20.....	362
AE-BPW3GS-80.....	362
AE-BPW3GU-20.....	362
AE-BPW3GU-80.....	362
AE-BPW3S60-20.....	363
AE-BPW3S60-80.....	363
AE-BPW3S60U-20.....	363
AE-BPW3S60U-80.....	363
AE-BPW3S100U-53.....	362
AE-BPW3U60-20.....	363
AE-BPW3U60-80.....	363
AE-BPW3U60U-20.....	363
AE-BPW3U60U-80.....	363
AE-BPW3U100U-53.....	362
AE-BPW4F120P-10.....	358
AE-BPW4F120P-20.....	358
AE-BPW4S100-53.....	362
AE-BPW4S120P-10.....	358
AE-BPW4S120P-20.....	358
AE-BPW4U100-53.....	362
AE-CANOPY-10.....	267
AE-CM3M00-00.....	253
AE-CM3M00-10B.....	253
AE-CM1000-00.....	252
AE-CM1000-10B.....	252
AE-CM1200-00-DIP.....	256
AE-CM1200-00-POT.....	256
AE-CM1300-00-DIM.....	257
AE-CM1500-00.....	256
AE-CM1500-10B.....	256
AE-CM3000-00.....	252
AE-CM3000-10B.....	252
AE-CM4000-00.....	253
AE-CM4000-10B.....	253
AE-CM5000-00.....	253
AE-CM5000-10B.....	253
AE-CM6000-00.....	253
AE-CM9000-00.....	256
AE-CM9000-10.....	256
AE-E14E27-00.....	262
AE-E14GU10-00.....	262
AE-E14RING-10.....	263
AE-E27E14-00.....	262
AE-E27RING-10.....	263
AE-E40E27-00.....	263
AE-GIR10-10.....	191
AE-GM1FFLI-10.....	356
AE-GM1FFLI-20.....	356
AE-GM1FSHU-10.....	356
AE-GM1FSHU-20.....	356
AE-GM1SFLI-20.....	356
AE-GM1SSHU-10.....	356
AE-GM1SSHU-20.....	356
AE-GM2FBAR-10.....	356
AE-GM2FBAR-20.....	356
AE-GM2SBAR-10.....	356
AE-GM2SBAR-20.....	356
AE-GMW1FTOW-10.....	357
AE-GMW1FTOW-20.....	357
AE-GMW1STOW-10.....	357

AE-GMW1STOW-20.....	357
AE-GU10E27-00.....	263
AE-MA8028-00.....	266
AE-MA8028-10.....	266
AE-MAS80X80-00.....	266
AE-MAS80X80-10.....	266
AE-OCEE14-00.....	261
AE-OCEE27-00.....	261
AE-OCEE27-MM.....	261
AE-OCEE40-00.....	261
AE-OCEF27-00.....	260
AE-OPE27P-00.....	261
AE-PB1FAVA-10N.....	360
AE-PB1FAVA-20N.....	360
AE-PB1FAVA-53N.....	360
AE-PB1FAVAP-10.....	358
AE-PB1FAVAP-20.....	358
AE-PB1FAVAP-53.....	358
AE-PB1SAVA-10N.....	360
AE-PB1SAVA-20N.....	360
AE-PB1SAVA-53N.....	360
AE-PB1SAVAP-10.....	358
AE-PB1SAVAP-20.....	358
AE-PB1SAVAP-53.....	358
AE-PB2FPRES-10.....	357
AE-PB2FPRES-20.....	357
AE-PB2FPRES-53.....	357
AE-PB2SPRES-10.....	357
AE-PB2SPRES-20.....	357
AE-PB2SPRES-53.....	357
AE-PB03GS-10N.....	364
AE-PB03GS-20N.....	364
AE-PB03GS-53N.....	364
AE-PB03GU-53N.....	364
AE-PBC3GS2U-53BKS.....	366
AE-PBC3GS-51BKN.....	366
AE-PBC3GS-53BKS.....	366
AE-PBC3GU-10.....	364
AE-PBC3GU-20.....	364
AE-PBC3GU-53.....	364
AE-PBKT3S2U-80.....	363
AE-PBKT3U2U-80.....	363
AE-PBKT4S-80.....	363
AE-PBKT4U-80.....	363
AE-PBSC3GS-10N.....	364
AE-PBSC3GS-20NN.....	364
AE-PBSC3GS-53N.....	364
AE-PBSC3GU-10N.....	364
AE-PBSC3GU-20NN.....	364
AE-PBSC3GU-53N.....	364
AE-PBSUC2GS-10N.....	364
AE-PBSUC2GS-20NN.....	364
AE-PBSUC2GS-53N.....	364
AE-PBSUC2GU-10N.....	364
AE-PBSUC2GU-20NN.....	364
AE-PBSUC2GU-53N.....	364
AE-PBU02GS-10N.....	365
AE-PBU02GS-20N.....	365
AE-PBU2GU-10N.....	365
AE-PBU2GU-20N.....	365
AE-PBU2GU-53N.....	365
AE-PF3G1M-00.....	259
AE-PF3G3M-00.....	259
AE-PF3G5M-00.....	259
AE-PF5G3M-00.....	259
AE-PF5G5M-00.....	259
AE-PFBEBEN-20.....	259
AE-PFBEBEN-40.....	259
AE-POGRODUN-10.....	260
AE-POGRODUN-20.....	260
AE-POGRODUN-30.....	260
AE-PS3G3M-00.....	259
AE-PS3G5M-00.....	259
AE-PS4G3M-00.....	259
AE-PS4G5M-00.....	259
AE-PSSG3M-00.....	259

AE-PS5G5M-00.....	259
AE-RU0102-00.....	264
AE-RU0103-00.....	263
AE-RU0121-00.....	264
AE-SBEBEN-30.....	259
AE-SBEBEN-50.....	259
AE-SCO102-00.....	264
AE-SCO103-00.....	264
AE-SRC812-00.....	257
AE-SRC812-MIN.....	257
AE-SRC812-MIN2.....	257
AE-VA1UNI-00.....	263
AE-VA1UNI-10.....	263
AE-WBBUNI-10DIM.....	329
AE-WBCUNI-10DIM.....	329
AE-WBE1-10.....	328
AE-WBE1-20.....	328
AE-WBE2-10.....	329
AE-WBE2-20.....	329
AE-WBEZDB-10S*.....	327
AE-WBEZDC-10S.....	327
AE-WBEZDK15-10.....	327
AE-WBEZD-NB.....	330
AE-WBEZDPIR2-20.....	328
AE-WBEZDPIR-10.....	328
AE-WBSK-DOOR-20.....	326
AE-WBSK-HAN-20.....	326
AE-WBSK-KON-20.....	326
AE-WBSK-PIL-20*.....	326
AE-WBSK-PIR-20*.....	326
AE-WBSK-TOU-20*.....	326
AE-WDBP1-10NN.....	327
AE-WDBP1-20NN.....	327
AE-WDBP2CCT-10N.....	327
AE-WDBP2CCT-20N.....	327
AE-WDKBOR-53.....	330
AE-WDRIN-20.....	330
AE-WDSB-10DIM.....	329
AE-WDSC-10DIM.....	329
AE-WLB01-10.....	331
AE-WLC01-20.....	331
AE-WLIP44-15.....	332
AE-WLLAN1-10.....	332
AE-WLLAN1-20.....	332
AE-WLLAN1-90.....	332
AE-WLPR-60.....	331
AE-WLPR-60P2.....	331
AE-WLPRKON-60.....	331
AE-WLPRKON-60P15.....	331
AE-WLPRKON-60P200.....	331
AE-WLSZN1-10.....	332
AE-WPDRW-00DIM.....	330
AE-ZLADLUX-40.....	366
AE-ZLADPOD-20N.....	367
AE-ZUSB-20N.....	367

B

BK-BHL050-1000BZ.....	269
BK-BHL060-1300BZ.....	269
BK-DELO42-B0800BD.....	269
BK-PULO30A-0700AD.....	269
BK-PULO42A-0700BD.....	269
BK-PULO42A-1100AD.....	269
BK-PULO60A-2000AD.....	269

C

CR-CO4S00-00-HF.....	252
CR-CO4S00-10-HF.....	252
CR-CO5S00-00-HF.....	252
CR-CO5S00-10B-HF.....	252
CR-CO1000-00.....	250
CR-CO1000-10B.....	250
CR-CO2000-00.....	250
CR-CO2000-10B.....	250
CR-CO3000-00.....	250

CR-CO3000-10B.....	250
CR-CR3M00-00.....	244
CR-CR3M00-10B.....	244
CR-CR4L00-00.....	245
CR-CR4L00-10B.....	245
CR-CR5M00-00.....	245
CR-CR5M00-10B.....	245
CR-CR9M00-00.....	246
CR-CR9M00-10.....	246
CR-CR1000-00.....	244
CR-CR1000-10.....	244
CR-CR1000-10B.....	244
CR-CR1100-00.....	247
CR-CR1200-00.....	247
CR-CR1200-10B.....	247
CR-CR1400-00.....	247
CR-CR2000-00.....	244
CR-CR2000-10.....	244
CR-CR3000-00.....	244
CR-CR3000-10B.....	244
CR-CR5000-00.....	245
CR-CR5000-10B.....	245
CR-CR6000-00.....	245
CR-CR7000-00.....	246
CR-CR7000-10B.....	246
CR-CR8000-00.....	246
CR-CR8000-10B.....	246
CR-CR9000-00.....	246
CR-CR9000-10B.....	246
CR-CR13000-00.....	247
CR-CR13000-10B.....	247
CR-CR15000-00.....	248
CR-CR15000-10B.....	248
CR-CR16000-00.....	248
CR-CR17000-00.....	248
CR-CR18000-00.....	248
CR-CR18000-10B.....	248
CR-CR19000-00.....	249
CR-CR19000-10B.....	249
CR-CR20000-00.....	249
CR-CR21000-00.....	249
CR-CR22000-00.....	249
CR-CR23000-00.....	250
CR-HIGHBAY-MIC.....	72
CR-HIGHBAY-PIR.....	72
CZ-CZ1000-00.....	258
CZ-CZ2000-00.....	258
E-GM1SSLI-10.....	356

G

GT-A60CW9W.....	372
GT-A60NW9W.....	372
GT-A60NW9W-3.....	371
GT-A60NW10W-3.....	371
GT-A60NW12W-3.....	372
GT-A60WW9W.....	372
GT-A60WW9W-3.....	371
GT-A60WW10W-3.....	371
GT-A60WW12W-3.....	372
GT-B45CNW5W-3.....	371
GT-B45CW5W-3.....	371
GT-B45NW5W-3.....	370
GT-B45WW5W-3.....	370
GT-BPZ40W123N-40.....	378
GT-BPZ40W606N-40.....	378
GT-C37NW5W-3.....	370
GT-C37WW5W-3.....	370
GT-FAN06KW-NW-00.....	374
GT-FAN06OK-NW-00.....	374
GT-FAN12KW-NW-00.....	374
GT-FAN12OK-NW-00.....	374
GT-FAN18KW-NW-00.....	374
GT-FAN18OK-NW-00.....	374
GT-FAN24KW-NW-00.....	374
GT-FAN24OK-NW-00.....	374
GT-FAW04OK-NW-00.....	375

GT-FAW06KW-NW-00.....	375	GT-RM30X120-00.....	107	KB-W313HUG-20.....	267	LD-2835MW-600-65-NE4.....	276
GT-FAW06OK-NW-00.....	375	GT-RM30X120-00.....	380			LD-3014-1200-20-CB.....	276
GT-FAW09KW-NW-00.....	375	GT-RM45X45-00.....	107	L		LD-3014-1200-20-NE4.....	276
GT-FAW09OK-NW-00.....	375	GT-RM45X45-00.....	379	LB-BRE8W-11.....	170	LD-3014-1200-20-ZB.....	276
GT-FAW12KW-NW-00.....	375	GT-RM60X60-00.....	107	LB-BRE8W-15.....	170	LD-5050-300-20-CB.....	276
GT-FAW12OK-NW-00.....	375	GT-RM60X60-00.....	379	LB-FLOW4W-06-DEC.....	169	LD-5050-300-20-NE4.....	276
GT-FAW18KW-NW-00.....	375	GT-RMBK30X60-00.....	107	LB-FRO5W-00-DEC.....	169	LD-5050-300-20-NE4-50.....	277
GT-FAW18OK-NW-00.....	375	GT-RMBK60x60-00.....	107	LB-GAL3WRU-10.....	168	LD-5050-300-20-ZB.....	276
GT-FAW24KW-NW-00.....	375	GT-RMBK60x60-00.....	379	LB-GAL5WMO-10.....	170	LD-5050-300-65-CB.....	276
GT-FAW24OK-NW-00.....	375	GT-RMBK62X62-00.....	107	LB-GAL5WRU-10.....	168	LD-5050-300-65-NE4.....	276
GT-GCR10W-40.....	380	GT-RMBK120x30-00.....	107	LB-HAL8W-00.....	168	LD-5050-300-65-ZB.....	276
GT-GCR10W-64.....	380	GT-RMBK120x30-00.....	380	LB-HAL8W-10.....	168	LD-5630-300-20-CB.....	276
GT-GCR20W-40.....	380	GT-SMGB45B-30.....	370	LB-HEL6W-00-DEC.....	172	LD-5630-300-20-NE4.....	276
GT-GCR20W-64.....	380	GT-SMGB45B-60.....	370	LB-HEL6W-15-DEC.....	172	LD-5630-300-20-NE4-50.....	277
GT-GCR30W-40.....	380	GT-SMGB45C-30.....	371	LB-HEL6W-20-DEC.....	172	LD-5630-300-20-ZB.....	276
GT-GCR30W-64.....	380	GT-SMGB45C-60.....	371	LB-HEL6W-25-DEC.....	172	LD-5630-300-65-CB.....	276
GT-GCR50W-40.....	380	GT-SMGC30B-30.....	370	LB-HIK6WCCT-00.....	169	LD-5630-300-65-NE4.....	276
GT-GCR50W-64.....	380	GT-SMGC30B-60.....	370	LB-HIK6WCCT-10.....	169	LD-5630-300-65-ZB.....	276
GT-GCRRCR-10.....	381	GT-SMNGB45B-30.....	370	LB-IZK6WCCT-00.....	169	LD-A60CM3-10W.....	42
GT-GCX10W-40.....	380	GT-SMNGB45B-60.....	370	LB-IZK6WCCT-10.....	169	LD-A60CM4-10W.....	42
GT-GCX10W-64.....	380	GT-SMNGB45C-30.....	371	LB-LIN7W-00.....	170	LD-A60CZ3-10W.....	42
GT-GCX20W-40.....	380	GT-SMNGB45C-60.....	371	LB-LIN7W-10.....	170	LD-A60CZ4-10W.....	42
GT-GCX20W-64.....	380	GT-SMNGC30B-30.....	370	LB-ORBI12W-00.....	172	LD-A60FLE8-30.....	47
GT-GCX30W-40.....	380	GT-SMNGC30B-60.....	370	LB-ORBI12W-10.....	172	LD-A60FLE8-40.....	47
GT-GCX30W-64.....	380	GT-SMZGB45B-30.....	370	LB-RIN4W-00-DEC.....	168	LD-A60FLE8M-30.....	41
GT-GCX50W-40.....	380	GT-SMZGB45B-60.....	370	LB-RIN4W-10-DEC.....	168	LD-A60FLE8M-40.....	41
GT-GCX50W-64.....	380	GT-SMZGB45C-30.....	371	LB-VEN20W-00.....	173	LD-A60FLE11-30.....	47
GT-GCX70W-40.....	380	GT-SMZGB45C-60.....	371	LB-VEN20WO-00.....	173	LD-A60FLE11-40.....	47
GT-GCX70W-64.....	380	GT-SMZGC30B-30.....	370	LD-120G14W-32.....	46	LD-A60FLS4-22.....	50
GT-GCX100W-40.....	380	GT-SMZGC30B-60.....	370	LD-120G14W-40.....	46	LD-A60FLSLIM2-18.....	52
GT-GCX100W-64.....	380	GT-SZNT809W-60.....	373	LD-120G18W-32.....	46	LD-A60FP8-18.....	49
GT-GCX150W-40.....	380	GT-SZNT809WBXF-60.....	374	LD-120G18W-40.....	46	LD-A60FPE8-30.....	49
GT-GCX150W-64.....	380	GT-SZNT818W-120.....	373	LD-2835-24V-300-20-CB.....	278	LD-A60-NW-9W.....	47
GT-GCX200W-40.....	380	GT-SZNT818WBXF-120.....	374	LD-2835-24V-300-20-NE4.....	278	LD-AKO4060-NB.....	100
GT-GU10NW5W-3.....	373	GT-SZNT822W-150.....	373	LD-2835-24V-300-20-ZB.....	278	LD-ALF100-27W.....	46
GT-GU10WWS5W-3.....	373	GT-SZNT822WBXF-150.....	374	LD-2835-24V-600-20-CB.....	278	LD-ALF120-34W.....	46
GT-HB150W-40.....	375	GT-SZTT809W-60.....	373	LD-2835-24V-600-20-NE4.....	278	LD-ALF140-43W.....	46
GT-HEL136-00.....	377	GT-SZTT809WBXF-60.....	374	LD-2835-24V-600-20-ZB.....	278	LD-ALF140-80W.....	46
GT-HEL158-00.....	377	GT-SZTT818W-120.....	373	LD-2835-24V-600-20-CB.....	276	LD-ALF150-100W.....	46
GT-HEL218-00.....	377	GT-SZTT818WBXF-120.....	374	LD-2835-300-20-CB.....	276	LD-ALT24W-NW-10.....	166
GT-HEL236-00.....	377	GT-SZTT822W-150.....	373	LD-2835-300-20-CB-50.....	277	LD-ALT24W-NW-40.....	166
GT-HEL258-00.....	377	GT-SZTT822WBXF-150.....	374	LD-2835-300-20-CBN.....	276	LD-ALT24W-NW-80.....	166
GT-HER2X18-00.....	377	GT-VILM10W-40.....	381	LD-2835-300-20-NE4N.....	276	LD-ALTON20W-40.....	66
GT-HER2X36-00.....	377	GT-VILM10W-64.....	381	LD-2835-300-20-NE4P.....	276	LD-ALTON30W-40.....	66
GT-HER2X58-00.....	377	GT-VILM10W-PIR-40.....	381	LD-2835-300-20-NE4P-50.....	277	LD-ALTON50W-40.....	66
GT-HR2X18W120-30.....	377	GT-VILM20W-40.....	381	LD-2835-300-20-ZB.....	276	LD-ALTON100W-40.....	66
GT-LE060JN-01.....	376	GT-VILM20W-64.....	381	LD-2835-300-20-ZB-50.....	277	LD-ALTONPRO30W-40.....	66
GT-LE060JW-01.....	376	GT-VILM20W-PIR-40.....	381	LD-2835-300-20-ZBN.....	276	LD-ALTONPRO50W-40.....	66
GT-LE120JN-01.....	377	GT-VILM20W-PIR-64.....	381	LD-2835-300-65-CB.....	276	LD-ALTONPRO100W-40.....	66
GT-OMN060-18.....	378	GT-VILM30W-40.....	381	LD-2835-300-65-CBN.....	276	LD-ALTONPRO150W-40.....	66
GT-OMN120-36.....	378	GT-VILM30W-64.....	381	LD-2835-300-65-NE4N.....	276	LD-ALTONPRO200W-40.....	66
GT-OMN150-45.....	378	GT-VILM30W-PIR-40.....	381	LD-2835-300-65-ZB.....	276	LD-ALTON-SOL-2000LM.....	208
GT-OSL1120S-00.....	376	GT-VILM30W-PIR-64.....	381	LD-2835-300-65-ZBN.....	276	LD-ALTON-SOL-3000LM.....	208
GT-OSL2120S-00.....	376	GT-VILM50W-40.....	381	LD-2835-600-5MM-20-CB.....	276	LD-ALTON-SOL-5000LM.....	208
GT-PAL40W60-NB.....	378	GT-VILM50W-64.....	381	LD-2835-600-5MM-20-NE4.....	276	LD-AR111NW13W40-00.....	58
GT-PAL40W120-NB.....	379	GT-VILM50W-PIR-40.....	381	LD-2835-600-5MM-20-ZB.....	276	LD-AR111NW13W40-10.....	58
GT-PC2A60-6W.....	372	GT-VILM50W-PIR-64.....	381	LD-2835-600-20-CB.....	276	LD-AR111NW13W40-15.....	58
GT-PC2A60-10W.....	372	GT-VILM100W-40.....	381	LD-2835-600-20-NE4.....	276	LD-AR111NW13W120-00.....	58
GT-PC2A60-12.....	372	GT-VILM100W-64.....	381	LD-2835-600-20-ZB.....	276	LD-AR111NW13W120-10.....	58
GT-PC2A60-WW-15W.....	372	GT-VILM150W-40.....	381	LD-2835-600-65-CB.....	276	LD-AR111NW13W120-15.....	58
GT-PC3010-30.....	373	GT-VILM150W-64.....	381	LD-2835-600-65-NE4.....	276	LD-AR111WW13W40-00.....	58
GT-PC3010-40.....	373	GT-VILM200W-40.....	381	LD-2835-600-65-ZB.....	276	LD-AR111WW13W40-10.....	58
GT-PC3010-64.....	373	GT-VILM200W-64.....	381	LD-2835MW-300-20-CB.....	276	LD-AR111WW13W40-15.....	58
GT-PC5010-30.....	373	GZ-E27000-00.....	262	LD-2835MW-300-20-CB-50.....	277	LD-AR111WW13W120-00.....	58
GT-PC5010-40.....	373	GZ-E27000-10.....	262	LD-2835MW-300-20-NE.....	276	LD-AR111WW13W120-10.....	58
GT-PC5010-64.....	373	GZ-G90000-00.....	260	LD-2835MW-300-20-NE-50.....	277	LD-AR111WW13W120-15.....	58
GT-PN2A60-6W.....	372	GZ-GZ10-0000.....	260	LD-2835MW-300-20-ZB.....	276	LD-ARC15W-NB.....	121
GT-PN2A60-10W.....	372	GZ-MR16-0000*.....	260	LD-2835MW-300-20-ZB-50.....	277	LD-ARC25W-NB.....	121
GT-PN2A60-12.....	372			LD-2835MW-300-65-CB.....	276	LD-ARC30W-NB.....	121
GT-PN2A60-NW-15W.....	372			LD-2835MW-600-20-CB.....	276	LD-ARG30W60-NB.....	103
GT-PZ2A60-6W.....	372			LD-2835MW-600-20-CB-50.....	277	LD-ARTE38W60-CCT-00.....	100
GT-PZ2A60-12.....	372			LD-2835MW-600-20-NE4.....	277	LD-ARTE38W60-CCT-10.....	100
GT-PZ2A60-CW-15W.....	372			LD-2835MW-600-20-NE4-50.....	277	LD-ARTE38W120-CCT-00.....	100
GT-PZA60-10W.....	372			LD-2835MW-600-20-ZB.....	276	LD-ARTE38W120-CCT-10.....	100
GT-RM30X60-00.....	107			LD-2835MW-600-20-ZB-50.....	277	LD-ARZ18W-CCT.....	142
GT-RM30X60-00.....	379					LD-ARZ25W-CCT.....	142

LD-ARZ35W-CCT.....	142	LD-BRO150-57W-40.....	79	LD-CORSO1-L4-00.....	89	LD-G45FLE4M-40.....	36
LD-ASTID13-NW-00.....	162	LD-C35FEP4-30.....	38	LD-CORSO3-L4-00.....	89	LD-G45FLE6-30.....	45
LD-ASTR12WM-NW-00.....	162	LD-C35FEP4-30L.....	39	LD-DANI50W-40-D.....	93	LD-G45FLE6-40.....	45
LD-ASTR12W-NW-00.....	162	LD-C35FLE4-30.....	38	LD-DANI100W-40-D.....	93	LD-G45FLS3-22.....	39
LD-ASTR18WM-NW-00.....	162	LD-C35FLE4-30L.....	38	LD-DANI150W-40-D.....	93	LD-G45FP4-18.....	39
LD-ASTR18W-NW-00.....	162	LD-C35FLE4-40.....	38	LD-DAVOS-1000-00.....	209	LD-G45FPE4-30.....	39
LD-ASTR24WM-NW-00.....	162	LD-C35FLE4-40L.....	38	LD-DAVOS-1000-10.....	209	LD-G80GLOW-18.....	53
LD-ASTR24W-NW-00.....	162	LD-C35FLE4M-30.....	34	LD-DC24A60-12.....	43	LD-G93W25-32.....	53
LD-ATL150W-ADJ-CCT.....	72	LD-C35FLE4M-30L.....	35	LD-DC24A60-12-NW.....	43	LD-G93W25-45.....	53
LD-ATL200W-ADJ-CCT.....	72	LD-C35FLE4M-40.....	34	LD-DEL32W-NW-10.....	167	LD-G93WE25-30.....	53
LD-ATM15WBP-NB.....	123	LD-C35FLE4M-40L.....	35	LD-DELOR6WC-NB.....	86	LD-G93WE25-40.....	53
LD-ATM15WCP-NB.....	123	LD-C35FLE6-30.....	38	LD-DELOW6WC-NB.....	86	LD-G95FEV4-30.....	48
LD-ATM20WBK-NB.....	124	LD-C35FLE6-40.....	38	LD-DIMLED-10.....	332	LD-G95FLE8-30.....	47
LD-ATM20WCK-NB.....	124	LD-C35FLS3-22.....	39	LD-DNV15W-NB.....	142	LD-G95FLE8-40.....	47
LD-ATOL32W-NW-01.....	165	LD-C35FP4-18.....	38	LD-DNV20W-NB.....	142	LD-G95FLS4-22.....	50
LD-ATOL32W-NW-02.....	165	LD-C35FP4-18L.....	39	LD-DNV30W-NB.....	142	LD-G95FLSLIM2-18.....	51
LD-ATOL32W-NW-10.....	165	LD-C100FLGRIDZ3-18.....	51	LD-DOVER10W-CCT.....	67	LD-G95FP8-18.....	49
LD-ATOL32W-NW-40.....	165	LD-C100GRIDCZ3-18.....	51	LD-DOVER20W-CCT.....	67	LD-G95FPE8-30.....	49
LD-ATOL32W-WW-01.....	165	LD-C125FLGRIDZ3-18.....	51	LD-DOVER20W-PIR-CCT.....	67	LD-G125FEV4-30.....	48
LD-ATOL32W-WW-02.....	165	LD-C125GRIDCZ3-18.....	51	LD-DOVER30W-CCT.....	67	LD-G125FLE8-30.....	47
LD-ATOL32W-WW-10.....	165	LD-CANTI12WKW-10.....	196	LD-DOVER30W-PIR-CCT.....	67	LD-G125FLE8-40.....	47
LD-ATOL32W-WW-40.....	165	LD-CANTI12WKW-15.....	196	LD-DOVER50W-CCT.....	67	LD-G125FLS4-22.....	50
LD-AZELIA-00-DEC.....	172	LD-CANTI12WOK-10.....	196	LD-DOVER50W-PIR-CCT.....	67	LD-G125FLSLIM2-18.....	51
LD-AZELIA-10-DEC.....	172	LD-CANTI12WOK-15.....	196	LD-DOVER100W-CCT.....	67	LD-G125FP8-18.....	49
LD-B45C01W-BL.....	46	LD-CLARI40NW1SR-80.....	343	LD-DOVER150W-CCT.....	67	LD-G125FPE8-30.....	49
LD-B45C01W-GR.....	46	LD-CLARI40WW1SR-80.....	343	LD-DOVER200W-CCT.....	67	LD-G188GLOW-18.....	53
LD-B45C01W-RD.....	46	LD-CLARI45NW1SR-80.....	343	LD-DRAGOS-80-10.....	210	LD-G935W04-30.....	53
LD-B45C01W-WH.....	46	LD-CLARI45WW1SR-80.....	343	LD-DRAGOSII-100-10.....	210	LD-G935W04-40.....	53
LD-B45C01W-YW.....	46	LD-CLARI50NW1SR-80.....	343	LD-E14P35WE-30.....	37	LD-G1300GLOW-18.....	52
LD-BA2E27-00.....	205	LD-CLARI50NW2SR-80.....	343	LD-E14S2WE0-40.....	37	LD-G4018W-30.....	59
LD-BALE27-00.....	204	LD-CLARI50WW1SR-80.....	343	LD-ELINW1SD-20*.....	340	LD-G4025W-30.....	59
LD-BES24WKW-30.....	159	LD-CLARI50WW2SR-80.....	343	LD-ELINW1SDU-20*.....	340	LD-GALI50W-40.....	92
LD-BES24WKW-40.....	159	LD-CLARI60NW1SR-80.....	343	LD-ELINW-20.....	340	LD-GL40120-NB.....	104
LD-BES24WOK-30.....	158	LD-CLARI60NW2SR-80.....	343	LD-ES111NW11W25AG-01.....	57	LD-GUARDOS-300-64.....	209
LD-BES24WOK-40.....	158	LD-CLARI60WW1SR-80.....	343	LD-ES111NW13W40-00.....	56	LD-HAG136-30.....	73
LD-BES24WOKBL-30.....	158	LD-CLARI60WW2SR-80.....	343	LD-ES111NW13W40-10.....	56	LD-HAG158-30.....	73
LD-BES24WOK-DIM-30.....	158	LD-CLARI80NW1SR-80.....	343	LD-ES111NW13W40-15.....	56	LD-HAG218-30.....	73
LD-BLRKW18W-61.....	120	LD-CLARI80NW2SR-80.....	343	LD-ES111NW13W120-00.....	56	LD-HAG236-30.....	73
LD-BLRK18W-61.....	120	LD-CLARI80WW1SR-80.....	343	LD-ES111NW13W120-10.....	56	LD-HAG236KL-ME.....	74
LD-BNC8WKB-NB.....	121	LD-CLARI80WW2SR-80.....	343	LD-ES111NW13W120-15.....	56	LD-HAG258-30.....	73
LD-BNC8WKC-NB.....	121	LD-CLARI100NW2SR-80.....	343	LD-ES111WW11W25AG-01.....	57	LD-HEL136B-30.....	73
LD-BNC8WOB-NB.....	121	LD-CLARI100WW2SR-80.....	343	LD-ES111WW13W40-00.....	56	LD-HEL1218B-30.....	73
LD-BNC8WOC-NB.....	121	LD-CLARI120NW2SR-80.....	343	LD-ES111WW13W40-10.....	56	LD-HEL236B-30.....	73
LD-BNC15WKB-NB.....	122	LD-CLARI120WW2SR-80.....	343	LD-ES111WW13W40-15.....	56	LD-HEL236BU-ME.....	74
LD-BNC15WKC-NB.....	122	LD-COB12V-20-CBN.....	279	LD-ES111WW13W120-00.....	56	LD-HEL258B-30.....	73
LD-BNC15WOB-NB.....	122	LD-COB12V-20-CBPQ.....	279	LD-ES111WW13W120-10.....	56	LD-HEL258BU-ME.....	74
LD-BNC15WOC-NB.....	122	LD-COB12V-20-CBPQN-50.....	280	LD-ES111WW13W120-15.....	56	LD-HER60W12-NB.....	78
LD-BNCC8WKB-NB.....	123	LD-COB12V-20-NEN.....	279	LD-ESKA084-51.....	176	LD-HR2X18W12-30.....	73
LD-BNCC8WKC-NB.....	123	LD-COB12V-20-NEPQ.....	279	LD-ESOA084-51.....	176	LD-IND2-50W-40.....	93
LD-BNCC8WOB-NB.....	122	LD-COB12V-20-NEPQN-50.....	280	LD-FAL60-20W-40.....	78	LD-IND2-100W-40.....	93
LD-BNCC8WOC-NB.....	122	LD-COB12V-20-ZBN.....	279	LD-FAL120-40W-40.....	78	LD-IND2-150W-40.....	93
LD-BNCC16WOB2-NB.....	122	LD-COB12V-20-ZBPQ.....	279	LD-FAL150-60W-40.....	78	LD-IND60W-40.....	92
LD-BNCC16WOC2-NB.....	122	LD-COB12V-20-ZBPQN-50.....	280	LD-FAR150-50W-40.....	74	LD-IND100W-40.....	92
LD-BRA060-30B.....	77	LD-COB24V-20-CBN.....	279	LD-FEN20W-NW-00.....	159	LD-IND150W-40.....	92
LD-BRA120-60B.....	77	LD-COB24V-20-CBPQ.....	279	LD-FEN30W-NW-00.....	159	LD-IRUSB-53.....	342
LD-BRA150-70B.....	77	LD-COB24V-20-CBPQN-50.....	280	LD-FIZZI-00-DEC.....	173	LD-J7805WCE-40.....	57
LD-BRIL40NW1SR-80.....	344	LD-COB24V-20-NEN.....	279	LD-FIZZI-10-DEC.....	173	LD-J7806WE-40.....	57
LD-BRIL40WW1SR-80.....	344	LD-COB24V-20-NEPQ.....	279	LD-G4P30W-30.....	59	LD-J11809WCE-40.....	58
LD-BRIL45NW1SR-80.....	344	LD-COB24V-20-NEPQN-50.....	280	LD-G4P30W-40.....	59	LD-J11810WE-40.....	57
LD-BRIL45WW1SR-80.....	344	LD-COB24V-20-ZBN.....	279	LD-G4SI115-32.....	59	LD-JAS15W-40.....	154
LD-BRIL50NW1SR-80.....	344	LD-COB24V-20-ZBPQ.....	279	LD-G4SI115-45.....	59	LD-KABE2M-00.....	267
LD-BRIL50WW1SR-80.....	344	LD-COB24V-20-ZBPQN-50.....	280	LD-G9P5WE0-30.....	54	LD-KABE2M-00.....	333
LD-BRIL60NW1SR-80.....	344	LD-COBFC12V-528-20-CB.....	281	LD-G9P5WE0-40.....	54	LD-KABE2M-10.....	267
LD-BRIL60NW2S-80.....	344	LD-COBFC12V-528-20-NE.....	281	LD-G9P67W0-30.....	54	LD-KALU100K-40.....	84
LD-BRIL60WW1SR-80.....	344	LD-COBFC12V-528-20-ZB.....	281	LD-G9P67W0-40.....	54	LD-KALU100W-40.....	84
LD-BRIL60WW2S-80.....	344	LD-COBFC24V-528-20-CB.....	281	LD-G9P95W0-30.....	54	LD-KAN150W-ADJ-40.....	72
LD-BRIL80NW1SR-80.....	344	LD-COBFC24V-528-20-NE.....	281	LD-G9P95W0-40.....	54	LD-KAN200W-ADJ-40.....	72
LD-BRIL80NW2S-80.....	344	LD-COBFC24V-528-20-ZB.....	281	LD-G9PE35W-30.....	54	LD-KAR18W-CCT.....	118
LD-BRIL80WW1SR-80.....	344	LD-COBRGB12V-810-20.....	282	LD-G9PE35W-40.....	54	LD-KAR25W-CCT.....	118
LD-BRIL80WW2S-80.....	344	LD-COBRGB24V-840-20.....	282	LD-G45FLE2EM-30.....	44	LD-KAT400-00.....	154
LD-BRIL100NW2S-80.....	344	LD-COBST12V-480-65-CB.....	281	LD-G45FLE2EM-40.....	45	LD-KAT400-01.....	154
LD-BRIL100WW2S-80.....	344	LD-COBST12V-480-65-NE.....	281	LD-G45FLE4-30.....	38	LD-KAT400-10.....	154
LD-BRIL120NW2S-80.....	344	LD-COBST12V-480-65-ZB.....	281	LD-G45FLE4-40.....	38	LD-KAT600-00.....	154
LD-BRIL120WW2S-80.....	344	LD-COBST24V-480-65-CB.....	282	LD-G45FLE4E-30.....	44	LD-KAT600-01.....	154
LD-BRO060-18W-40.....	79	LD-COBST24V-480-65-NE.....	282	LD-G45FLE4EM-40.....	45	LD-KAT600-10.....	154
LD-BRO120-40W-40.....	79	LD-COBST24V-480-65-ZB.....	282	LD-G45FLE4M-30.....	36	LD-KD08WOK-NB.....	85

LD-KD08WOK-NB-10.....	85	LD-MAN07W-CBP.....	117	LD-MOD4060N-CCT-UGR-00.....	103	LD-ORN19W-NBP-10.....	116
LD-KD08WOV-NB.....	85	LD-MAN07W-CBP-10.....	117	LD-MOD4060N-CCT-UGR-10.....	103	LD-ORN24W-CBP.....	116
LD-KD08WOV-NB-10.....	85	LD-MAN07W-NBP.....	117	LD-MOD4060UGR-NB*.....	102	LD-ORN24W-CBP-10.....	116
LD-KD12WOK-NB.....	85	LD-MAN07W-NBP-10.....	117	LD-MOD4062DE-CCT-UGR*.....	101	LD-ORN24W-CCT-00.....	116
LD-KD12WOK-NB-10.....	85	LD-MAN12W-CCT-00.....	117	LD-MOD5560-NB.....	101	LD-ORN24W-NBP.....	116
LD-KD12WOV-NB.....	85	LD-MAN13W-CBP.....	117	LD-MOD12030-CB.....	101	LD-ORN24W-NBP-10.....	116
LD-KD12WOV-NB-10.....	85	LD-MAN13W-CBP-10.....	117	LD-MOD12030-CCT.....	102	LD-ORW03W-CBP.....	137
LD-KD18WOK-NB.....	85	LD-MAN13W-NBP.....	117	LD-MOD12030-NB.....	101	LD-ORW03W-CBP4.....	137
LD-KD18WOK-NB-10.....	85	LD-MAN13W-NBP-10.....	117	LD-MOD12030N-CCT-UGR-00.....	103	LD-ORW03W-NBP.....	137
LD-KD18WOV-NB.....	85	LD-MAN18W-CCT-00.....	117	LD-MOD12030N-CCT-UGR-10.....	103	LD-ORW03W-NBP4.....	137
LD-KD18WOV-NB-10.....	85	LD-MAN19W-CBP.....	117	LD-MOD12030UGR-NB*.....	102	LD-ORW06W-CCT-00.....	138
LD-KEL18W-NW.....	82	LD-MAN19W-CBP-10.....	117	LD-MOD243060-CCT.....	102	LD-ORW07W-CBP.....	137
LD-KEL36W-NW.....	82	LD-MAN19W-NBP.....	117	LD-MOON12W-NB.....	159	LD-ORW07W-CBP4.....	137
LD-KEL45W-NW.....	82	LD-MAN19W-NBP-10.....	117	LD-MOON18W-NB.....	159	LD-ORW07W-CBP-10.....	137
LD-KLPCB-00N.....	342	LD-MAN24W-CBP.....	117	LD-MOR18W06-NB.....	77	LD-ORW07W-NBP.....	137
LD-KLPNB-00N.....	342	LD-MAN24W-CBP-10.....	117	LD-MOR36W12-NB.....	77	LD-ORW07W-NBP4I.....	137
LD-KLPZB-00N.....	342	LD-MAN24W-CCT-00.....	117	LD-MOR45W15-NB.....	77	LD-ORW07W-NBP-10.....	137
LD-KONMINI-RGB.....	324	LD-MAN24W-NBP.....	117	LD-MZ12WKW-NB.....	141	LD-ORW12W-CCT-00.....	138
LD-KONML-MONO.....	324	LD-MAN24W-NBP-10.....	117	LD-MZ12WOK-NB.....	141	LD-ORW13W-CBP.....	137
LD-KONML-MONO-PIL.....	324	LD-MAR24W-12W-CCT-00.....	158	LD-MZ18WKW-NB.....	141	LD-ORW13W-CBP4.....	137
LD-KONML-RGBW.....	324	LD-MAR24W-12W-CCT-10.....	158	LD-MZ18WOK-NB.....	141	LD-ORW13W-CBP-10.....	137
LD-KONML-RGBW-PIL.....	325	LD-MAR24W-12W-CCT--15.....	158	LD-NAR10WB-10.....	198	LD-ORW13W-NBP.....	137
LD-KONML-WIFI.....	325	LD-MAW03W-CBP.....	138	LD-NELI30WP-64.....	68	LD-ORW13W-NBP4.....	137
LD-KOT16W3H-NW*.....	160	LD-MAW03W-CBP4.....	138	LD-NELI50WP-64.....	68	LD-ORW13W-NBP-10.....	137
LD-KOT16W-NW.....	160	LD-MAW03W-NBP.....	138	LD-NESSAGU10D-20.....	202	LD-ORW18W-CCT-00.....	138
LD-LIV40WCCT-00.....	114	LD-MAW03W-NBP4.....	138	LD-NESSAGU10D-80.....	202	LD-ORW19W-CBP.....	137
LD-LIV40WCCT-10.....	114	LD-MAW06W-CCT-00.....	139	LD-NESSAGU10J-20.....	201	LD-ORW19W-CBP4.....	137
LD-LOG16W-LED.....	163	LD-MAW07W-CBP.....	138	LD-NESSAGU10J-80.....	201	LD-ORW19W-CBP-10.....	137
LD-LON10W58P-10.....	184	LD-MAW07W-CBP4.....	138	LD-NF-12V6X12-65-CB.....	283	LD-ORW19W-NBP.....	137
LD-LON10W78P-10.....	184	LD-MAW07W-CBP-10.....	139	LD-NF-12V6X12-65-NE.....	283	LD-ORW19W-NBP4.....	137
LD-LON10WA-10.....	184	LD-MAW07W-NBP.....	138	LD-NF-12V6X12-65-ZB.....	283	LD-ORW19W-NBP-10.....	137
LD-LONG18W-NW.....	82	LD-MAW07W-NBP4.....	138	LD-NF-24V6X12-65-CB.....	283	LD-ORW24W-CBP.....	137
LD-LONG36W-NW.....	82	LD-MAW07W-NBP-10.....	139	LD-NF-24V6X12-65-NE.....	283	LD-ORW24W-CBP4.....	137
LD-LONG54W-NW.....	82	LD-MAW12W-CCT-00.....	139	LD-NF-24V6X12-65-ZB.....	283	LD-ORW24W-CBP-10.....	137
LD-LSNK06W-NB.....	118	LD-MAW13W-CBP.....	138	LD-NFT-12V6X11-65-NE.....	284	LD-ORW24W-CCT-00.....	138
LD-LSNK12W-NB.....	118	LD-MAW13W-CBP4.....	138	LD-NFT-24V6X11-65-NE.....	284	LD-ORW24W-NBP.....	137
LD-LSNK24W-NB.....	118	LD-MAW13W-CBP-10.....	139	LD-NGU10P-1W.....	55	LD-ORW24W-NBP4.....	137
LD-LSNO06W-NB.....	118	LD-MAW13W-NBP.....	138	LD-NGU10P-3W.....	55	LD-ORW24W-NBP-10.....	137
LD-LSNO12W-NB.....	118	LD-MAW13W-NBP4.....	138	LD-NGU10P-4W.....	55	LD-OSA16WD-40.....	161
LD-LSNO24W-NB.....	118	LD-MAW13W-NBP-10.....	139	LD-NGU10PN-1W.....	55	LD-OSA22WD-40.....	161
LD-LSWK03W-NB.....	142	LD-MAW18W-CCT-00.....	139	LD-NGU10PN-3W.....	55	LD-OVALW5W00-NW.....	84
LD-LSWK06W-NB.....	142	LD-MAW19W-CBP.....	138	LD-NGU10PN-4W.....	55	LD-OVALW5W10-NW.....	84
LD-LSWK15W-NB.....	142	LD-MAW19W-CBP4.....	138	LD-NGU10PZ-1W.....	55	LD-OZE218-00.....	83
LD-LSWK24W-NB.....	142	LD-MAW19W-CBP-10.....	139	LD-NGU10PZ-3W.....	55	LD-OZE218-01.....	83
LD-LSWO03W-NB.....	141	LD-MAW19W-NBP.....	138	LD-NGU10PZ-4W.....	55	LD-OZE236-00.....	83
LD-LSWO06W-NB.....	141	LD-MAW19W-NBP4.....	138	LD-NIC20W-DIM-00.....	200	LD-OZE236-01.....	83
LD-LSWO15W-NB.....	141	LD-MAW19W-NBP-10.....	139	LD-NIC20W-DIM-40.....	200	LD-OZE258-00.....	83
LD-LSWO24W-NB.....	141	LD-MAW24W-CBP.....	138	LD-O100GLOW-18.....	52	LD-OZE258-01.....	83
LD-LU16CB-53.....	340	LD-MAW24W-CBP4.....	138	LD-OBP27CB-53.....	340	LD-PAR10W40-00.....	198
LD-LU16NE-53.....	340	LD-MAW24W-CBP-10.....	139	LD-OBP27ZB-53.....	340	LD-PAR10W40-10.....	198
LD-LU16ZB-53.....	340	LD-MAW24W-CCT-00.....	139	LD-OGLA3W-L4-00.....	89	LD-PAR10W40BC-00.....	198
LD-LUM60-20W-40.....	78	LD-MAW24W-NBP.....	138	LD-OGLA3W-L4-10.....	89	LD-PAR10W40BC-10.....	198
LD-LUM120-36W-40.....	78	LD-MAW24W-NBP4.....	138	LD-OLL20W-NB.....	79	LD-PC2A60-6W.....	40
LD-LUM150-50W-40.....	78	LD-MAW24W-NBP-10.....	139	LD-OLL40W-NB.....	79	LD-PC2A60-8W.....	40
LD-LUMI60NWR-80.....	345	LD-MAX06WK-CCT-00.....	140	LD-OLL50W-NB.....	79	LD-PC2A60-12.....	40
LD-LUMI60WWR-80.....	345	LD-MAX06WO-CCT-00.....	139	LD-OMAH33-L4-00.....	89	LD-PC2A60RGBW-9W.....	42
LD-LUMI80NWR-80.....	345	LD-MAX09WK-CCT-00.....	140	LD-OMN060-30B.....	76	LD-PC2A60RGBW-NW-9W.....	42
LD-LUMI80WWR-80.....	345	LD-MAX09WO-CCT-00.....	139	LD-OMN120-60B.....	76	LD-PC3A60-10W.....	40
LD-LUMI100NWR-80.....	345	LD-MAX12WK-CCT-00.....	140	LD-OMN120B-75M.....	77	LD-PC3A60-15W.....	41
LD-LUMI100WWR-80.....	345	LD-MAX12WO-CCT-00.....	139	LD-OMN150-70B.....	76	LD-PC3A65-18W.....	41
LD-LUMI120NWR-80.....	345	LD-MAX18WK-CCT-00.....	140	LD-OMN150B-90M.....	77	LD-PC4A65-20W.....	41
LD-LUMI120WWR-80.....	345	LD-MAX18WO-CCT-00.....	139	LD-ORL50W-40.....	92	LD-PC5010-30.....	55
LD-LUMOS10W-64.....	208	LD-MAX24WK-CCT-00.....	140	LD-ORL100W-40.....	92	LD-PC5010-40.....	55
LD-LUMOS-850-64.....	208	LD-MAX24WO-CCT-00.....	139	LD-ORN06W-CCT-00.....	116	LD-PC5010-64.....	55
LD-LUMOSII-2000-64.....	209	LD-MCR10-7-5W-NB.....	193	LD-ORN07W-CBP.....	116	LD-PC6010-30.....	55
LD-LUMOSII-3000-64.....	209	LD-MISS7WKC-CCT*.....	193	LD-ORN07W-CBP-10.....	116	LD-PC6010-40.....	55
LD-LUN20W-CCT-00.....	112	LD-MISS7WKC-NB.....	193	LD-ORN07W-NBP.....	116	LD-PC6010-64.....	55
LD-LUN20W-CCT-10.....	112	LD-MISS7WKS-CCT*.....	193	LD-ORN07W-NBP-10.....	116	LD-PC7010-30.....	55
LD-LUN40W-CCT-00.....	112	LD-MISS7WKS-NB.....	193	LD-ORN12W-CCT-00.....	116	LD-PC7010-40.....	55
LD-LUN40W-CCT-10.....	112	LD-MISS7WOC-CCT*.....	193	LD-ORN13W-CBP.....	116	LD-PC7010-64.....	55
LD-LUN40W-UP-CCT.....	112	LD-MISS7WOC-NB.....	193	LD-ORN13W-CBP-10.....	116	LD-PC7510-30.....	55
LD-LUNAR60-40.....	76	LD-MISS7WOS-CCT*.....	193	LD-ORN13W-NBP.....	116	LD-PC7510-40.....	55
LD-LUNAR120-80.....	76	LD-MISS7WOS-NB.....	193	LD-ORN13W-NBP-10.....	116	LD-PC7510-64.....	55
LD-MA24063-NB.....	104	LD-MOD2860-NB.....	101	LD-ORN18W-CCT-00.....	116	LD-PIRUSB-53.....	342
LD-MA40060-NB.....	104	LD-MOD4060-CB.....	101	LD-ORN19W-CBP.....	116	LD-PN2A60-8W.....	40
LD-MA40312-NB.....	105	LD-MOD4060-CCT.....	101	LD-ORN19W-CBP-10.....	116	LD-PN2A60-12.....	40
LD-MAN06W-CCT-00.....	117	LD-MOD4060-NB.....	101	LD-ORN19W-NBP.....	116	LD-PN3A60-10W.....	40


LD-PN3A60-15W.....	41	LD-SMGC30B-30.....	34	LD-SZ70W10-30.....	56	LD-VE15ZB-53N.....	339
LD-PN3A65-18W.....	41	LD-SMGC30B-60*.....	34	LD-SZ70W10-40.....	56	LD-VIL42WUDB-NB.....	114
LD-PN4A65-20W.....	41	LD-SMGC30C-30.....	43	LD-SZ70W10-64.....	56	LD-VIL42WUDC-NB.....	114
LD-PO-20.....	338	LD-SMGC30C-60.....	43	LD-SZ5010-30.....	56	LD-VINEA40W-00.....	108
LD-POM-20.....	338	LD-SMGC30L-30.....	35	LD-SZ5010-40.....	56	LD-VINEA40W-10.....	108
LD-PRM10WB-NB.....	121	LD-SMGC30L-60.....	35	LD-SZ5010-64.....	56	LD-VINEA-L-00.....	108
LD-PRM10WC-NB.....	121	LD-SMNB45B-10.....	37	LD-TER10WB-10.....	196	LD-VINEA-L-10.....	108
LD-PRM10WS-NB.....	121	LD-SMNB45B-80.....	36	LD-TER10WBPIR-10.....	196	LD-VINEA-PLUS-00.....	108
LD-PZ2A60-12.....	40	LD-SMNB45-80.....	44	LD-TERNO1-L4-00.....	88	LD-VINEA-PLUS-10.....	108
LD-PZ3A60-10W.....	40	LD-SMNC37C-80.....	43	LD-TERNO3-L4-00.....	88	LD-VINEA-T-00.....	108
LD-PZ3A60-15W.....	41	LD-SMNC37L-80.....	35	LD-TIAGOGU10D-01.....	204	LD-VINEA-T-10.....	108
LD-PZ3A65-18W.....	41	LD-SMNDC37-80.....	34	LD-TIAGOGU10D-01KW.....	204	LD-VINEA-UP-00.....	108
LD-PZ4A65-20W.....	41	LD-SMNDC37C-10.....	43	LD-TIAGOGU10D-20.....	204	LD-VINEA-UP-10.....	108
LD-R5060W-30.....	37	LD-SMNGB45B-30.....	36	LD-TIAGOGU10D-20KW.....	204	LD-VIPER50W-40.....	67
LD-R5060W-40.....	37	LD-SMNGB45B-60*.....	36	LD-TIAGOGU10J-01.....	204	LD-VIPER100W-40.....	67
LD-R6380W-30.....	42	LD-SMNGB45C-30.....	44	LD-TIAGOGU10J-01KW.....	202	LD-VIPER180W-CCT*.....	67
LD-R6380W-40.....	42	LD-SMNGB45C-60.....	44	LD-TIAGOGU10J-20.....	204	LD-VIPER200W-40.....	67
LD-RA60CB-40N.....	342	LD-SMNGC30B-30.....	34	LD-TIAGOGU10J-20KW.....	202	LD-VIPERS30W-40.....	66
LD-RA60ZB-40N.....	342	LD-SMNGC30B-60*.....	34	LD-TK100W-40.....	72	LD-VIPERS50W-40.....	66
LD-RAMOS50W-CW-00.....	208	LD-SMNGC30C-30.....	43	LD-TOK16WD-40.....	161	LD-VIPERS100W-40.....	66
LD-RAMOS50W-CW-10.....	208	LD-SMNGC30C-60.....	43	LD-TOK22W-40.....	161	LD-VIPERS150W-40.....	66
LD-REX20W-NW.....	74	LD-SMNGC30L-30.....	35	LD-TOK22WD-40.....	161	LD-VLRKW5W-CCT-00.....	143
LD-REX40W-NW.....	74	LD-SMNGC30L-60.....	35	LD-TOR40W-40.....	92	LD-VLRKW7W-CCT-00.....	143
LD-REX60W-NW.....	74	LD-SMZB45B-80.....	36	LD-TOR80W-40.....	92	LD-VLRKW9W-CCT-00.....	143
LD-RGB-150-20.....	276	LD-SMZBD45-80.....	44	LD-TR24CB-53.....	339	LD-VLRKW0538-CB.....	143
LD-RGB-150-65.....	276	LD-SMZC37C-80.....	43	LD-TR24NE-53.....	339	LD-VLRKW0538-NB.....	143
LD-RGBW-300-20.....	276	LD-SMZC37L-80.....	35	LD-TR24ZB-53.....	339	LD-VLRKW1038-CB.....	143
LD-ROSA24WKW-NW-10.....	167	LD-SMZDC37-80.....	34	LD-TRACBRACKS-00.....	346	LD-VLRKW1038-NB.....	143
LD-ROSA24WOK-NW-10.....	167	LD-SMZGB45B-30.....	36	LD-TRACBRACKS-00.....	348	LD-VLROK5W-CCT-00.....	144
LD-S14FLE05-30.....	45	LD-SMZGB45B-60*.....	36	LD-TRACCHUSBC-20.....	348	LD-VLROK7W-CCT-00.....	144
LD-S14FLE05-40.....	45	LD-SMZGB45C-30.....	44	LD-TRACCHUSBC-80.....	346	LD-VLROK9W-CCT-00.....	144
LD-SAHER1-L4-DUO.....	88	LD-SMZGB45C-60.....	44	LD-TRACON-20.....	348	LD-VLROK0538-CB.....	143
LD-SAHER3-L4-DUO.....	88	LD-SMZGC30B-30.....	34	LD-TRACON-80.....	346	LD-VLROK0538-NB.....	143
LD-SARO9WB-10.....	198	LD-SMZGC30B-60*.....	34	LD-TRACON90L-20.....	348	LD-VLROK1038-CB.....	143
LD-SATU12WM-NB.....	160	LD-SMZGC30C-30.....	43	LD-TRACON90L-80.....	346	LD-VLROK1038-NB.....	143
LD-SATU12W-NW-00.....	160	LD-SMZGC30C-60.....	43	LD-TRACON90T-20.....	348	LD-VULOS-36-10.....	210
LD-SATU18WM-NB*.....	160	LD-SMZGC30L-30.....	35	LD-TRACON90T-80.....	346	LD-WORKY-2X10W-64.....	177
LD-SATU18W-NW-00.....	160	LD-SMZGC30L-60.....	35	LD-TRACON180-20.....	348	LD-WZA20W-NW.....	322
LD-SATU24WM-NB*.....	160	LD-SORI48W-CCT-10.....	166	LD-TRACON180-80.....	346	LD-WZA36W-NW.....	322
LD-SATU24W-NW-00.....	160	LD-SPCA60-10W.....	43	LD-TRACONMS-20.....	348	LD-WZA60W-NW.....	322
LD-SATU32W-NW-00.....	160	LD-SPCA60-12W.....	43	LD-TRACONMS-80.....	346	LD-WZA80W-NW.....	322
LD-SATU48W-NW-00.....	160	LD-SPCC37E14-7W.....	34	LD-TRACR1NW-20.....	348	LD-WZA150W-NW.....	322
LD-SILVAGU10D-20.....	202	LD-SPCG45E14-7W.....	36	LD-TRACR1NW-80.....	346	LD-XARO18W-30.....	76
LD-SILVAGU10D-80.....	202	LD-SPCG45E27-7W.....	44	LD-TRACR1WW-20.....	348	LD-XARO36W-30.....	76
LD-SILVAGU10J-20.....	202	LD-SPCGU10-7W.....	54	LD-TRACR1WW-80.....	346	LD-XARO48W-30.....	76
LD-SILVAGU10J-80.....	202	LD-SPNA60-10W.....	43	LD-TRACR2NW-20.....	348	LD-Z3CSCB-53.....	339
LD-SIRO10WB-10.....	197	LD-SPNA60-12W.....	43	LD-TRACR2NW-80.....	346	LD-ZAC6WDE-RGB.....	323
LD-SIRO10WG-30.....	197	LD-SPNC37E14-7W.....	34	LD-TRACR2WW-20.....	348	LD-ZAS09WEC24-30.....	320
LD-SM1016-30.....	59	LD-SPNG45E14-7W.....	36	LD-TRACR2WW-80.....	346	LD-ZAS09WEC-30.....	320
LD-SM1016-40.....	59	LD-SPNG45E27-7W.....	44	LD-TRACS1NW-20.....	348	LD-ZAS12PROPLUS30WL-30*.....	320
LD-SM1016-64.....	59	LD-SPNGU10-7W.....	54	LD-TRACS1NW-80.....	346	LD-ZAS12PROPLUS60WL-30*.....	320
LD-SM1210-10.....	55	LD-SRA08WB-NB.....	123	LD-TRACS1WW-20.....	348	LD-ZAS12PROPLUS100WL-30*.....	320
LD-SM1210N-10.....	55	LD-SRA08WC-NB.....	123	LD-TRACS1WW-80.....	346	LD-ZAS15WEC24-30.....	320
LD-SM1210Z-10.....	55	LD-SRA18WB-NB.....	123	LD-TRACSBRACKS-20.....	348	LD-ZAS15WEC-30.....	320
LD-SM4016-30.....	59	LD-SRA18WC-NB.....	123	LD-TRACSBRACKS-80.....	346	LD-ZAS20WEC24-30.....	320
LD-SM4016-40.....	59	LD-SRW12WKW-NB.....	140	LD-TRACT1M-20.....	348	LD-ZAS20WEC-30.....	320
LD-SM4016-64.....	59	LD-SRW12WOK-NB.....	140	LD-TRACT1M-80.....	346	LD-ZAS24PROPLUS06W-30.....	321
LD-SM6016-30.....	59	LD-SRW18WKW-NB.....	140	LD-TRFL-2X50W.....	177	LD-ZAS24PROPLUS12W-30.....	321
LD-SM6016-40.....	59	LD-SRW18WOK-NB.....	140	LD-TRO10WB-10.....	197	LD-ZAS24PROPLUS15W-30.....	321
LD-SM6016-64.....	59	LD-SRW24WKW-NB.....	140	LD-TUL24W-NW-00.....	166	LD-ZAS24PROPLUS20W-30.....	321
LD-SMB45B-10.....	37	LD-SRW24WOK-NB.....	140	LD-TUL24W-NW-40.....	166	LD-ZAS24PROPLUS30WL-30.....	320
LD-SMB45B-80.....	36	LD-ST64FLE6-30.....	48	LD-TUL24W-NW-80.....	166	LD-ZAS24PROPLUS36W-30.....	321
LD-SMBD45-80.....	44	LD-ST64FLE6-40.....	48	LD-TULON15WOK-00.....	197	LD-ZAS24PROPLUS50W-30.....	321
LD-SMBKW07W-21.....	119	LD-ST64FLSLIM2-18.....	52	LD-TULON15WOK-10.....	197	LD-ZAS24PROPLUS60W-30.....	321
LD-SMBKW14W-21.....	119	LD-ST64FLW6-22.....	50	LD-TULON15WOW-00.....	197	LD-ZAS24PROPLUS60WL-30.....	320
LD-SMBKW24W-21.....	119	LD-ST64FP4-18.....	49	LD-TULON15WOW-10.....	197	LD-ZAS24PROPLUS80W-30.....	321
LD-SMBOK07W-21.....	119	LD-ST64FPE6-30.....	49	LD-TWI10WOK-40.....	84	LD-ZAS24PROPLUS100W-30.....	321
LD-SMBOK14W-21.....	119	LD-ST64FVE4-30.....	48	LD-TWI10WOW-40.....	85	LD-ZAS24PROPLUS100WL-30.....	320
LD-SMBOK20W-21.....	119	LD-STARS24W-NW-00.....	167	LD-UNF-12V6X12-6X.....	283	LD-ZAS24PROPLUS150W-30.....	321
LD-SMC37C-80.....	43	LD-STARS48W-NW-00.....	167	LD-UNF-12V6X12-6X.....	283	LD-ZAS24PROPLUS200W-30.....	321
LD-SMC37L-80.....	35	LD-STERN200W.....	68	LD-VA24CB-53.....	340	LD-ZAS24PROPLUS320W-30.....	321
LD-SMDC37-80.....	34	LD-SZ30W10-30.....	56	LD-VA24NE-53.....	340	LD-ZAS30WEC24-30.....	320
LD-SMDC37C-10.....	43	LD-SZ30W10-40.....	56	LD-VALLA8W-40.....	193	LD-ZAS30WEC-30.....	320
LD-SMGB45B-30.....	36	LD-SZ30W10-64.....	56	LD-VALLA12W-40.....	193	LD-ZAS60WEC24-30.....	320
LD-SMGB45B-60*.....	36	LD-SZ50W10-30.....	56	LD-VE15CB-53N.....	339	LD-ZAS60WEC-30.....	320
LD-SMGB45C-30.....	44	LD-SZ50W10-40.....	56	LD-VE15CBZB-53N.....	339	LD-ZAS150-NW.....	322
LD-SMGB45C-60.....	44	LD-SZ50W10-64.....	56	LD-VE15NE-53N.....	339	LD-ZAS350-NW.....	322

PA-OSTRGLAX35M-00.....	314	PA-ZASGLAXMKNKWO-00.....	299	SW-ZSZT818W-120N.....	62	XLD-4024XLN-NB0.....	221
PA-OSTRGLAX35M-00.....	315	PA-ZASGLAXMKNKWO-20M.....	299	SW-ZSZT822W-150N.....	62	XLD-4060XLN-NB0.....	221
PA-OSTRGLAX35MP-00.....	296	PA-ZASGLAXMWP-00.....	303			XLD-AXON30W-CCT-00.....	222
PA-OSTRGLAX35MP-00.....	301	PA-ZASGLAXMWP-10.....	303	T		XLD-AXON30W-CCT-10.....	222
PA-OSTRGLAX35MP-00.....	305	PA-ZASGLAXMWP-20M.....	303	TLD-12W38LN-NB0.....	221	XLD-EXPO15W-CCT-00.....	220
PA-OSTRGLAX35MP-00.....	306	PA-ZASGLAXMWP-00.....	303	TLD-12W38LN-NB1.....	221	XLD-EXPO15W-CCT-10.....	220
PA-OSTRGLAX35MP-00.....	307	PA-ZASGLAXMWPO-10.....	303	TLD-20W38LN-NB0.....	221	XLD-EXPO30W-CCT-00.....	220
PA-OSTRGLAX35MP-00.....	309	PA-ZASGLAXMWPO-20M.....	303	TLD-20W38LN-NB1.....	221	XLD-EXPO30W-CCT-10.....	220
PA-OSTRGLAX35MP-00.....	312	PA-ZASGLAXNKKTP-00.....	309	TLD-30W38LN-NB0.....	221	XLD-EXPO40W-CCT-00.....	220
PA-OSTRGLAX35MP-00.....	312	PA-ZASGLAXNKKTP-10.....	309	TLD-30W38LN-NB1.....	221	XLD-EXPO40W-CCT-10.....	220
PA-OSTRGLAX35MP-00.....	313	PA-ZASGLAXNKKTP-20M.....	309			XLD-GRSGU10KB-NB.....	223
PA-OSTRGLAXM3MP-00.....	287	PA-ZASGLAXNKKTP-90.....	309	W		XLD-GRSGU10KC-NB.....	223
PA-OSTRGLAXM3MP-00.....	288	PA-ZASGLAXNKKTP-00.....	309	WZL-2.....	265	XLD-GRSGU10OB-NB.....	223
PA-OSTRGLAXM3MP-00.....	289	PA-ZASGLAXNKKTP-10.....	309	WZL-2-MINI.....	265	XLD-GRSGU10OC-NB.....	223
PA-OSTRGLAXM3MP-00.....	290	PA-ZASGLAXNKKTP-20M.....	309	WZL-3.....	265	XLD-LIVIA40W-CCT-00.....	222
PA-OSTRGLAXM3MP-00.....	291	PA-ZASGLAXNKKTP-90.....	309	WZL-4.....	265	XLD-LIVIA40W-CCT-10.....	222
PA-OSTRGLAXM3MP-00.....	295	PA-ZASGLAXNKP-00.....	296			XLD-LKSWLGAB-00.....	218
PA-OSTRGLAXM3MP-00.....	299	PA-ZASGLAXNKP-20M.....	296	X		XLD-LKSWLGAC-00.....	218
PA-OSTRGLAXM3MP-00.....	303	PA-ZASGLAXNKP-00.....	296	XAE-BNADB-00.....	230	XLD-LKSWLGCC-00.....	218
PA-OSTRGLAXM3MP-00.....	310	PA-ZASGLAXNKP-20M.....	296	XAE-BNADC-10.....	230	XLD-LMAGU10KB-NB.....	223
PA-OSTRGLAXM3MP-00.....	310	PA-ZASGLAXXP-00.....	301	XAE-GNSCH-00.....	230	XLD-LMAGU10KC-NB.....	223
PA-OSTRGLAXM3MP-00.....	311	PA-ZASGLAXXP-10.....	301	XAE-HMKB-00.....	230	XLD-LMAGU10OB-NB.....	223
PA-OSTRGLAXM45MP-00.....	287	PA-ZASGLAXXP-20M.....	301	XAE-HMKC-10.....	230	XLD-LMAGU10OC-NB.....	223
PA-OSTRGLAXM45MP-00.....	288	PA-ZASGLAXXP-90.....	301	XAE-KZASLB-00.....	224	XLD-LMAGU10OC-NB.....	223
PA-OSTRGLAXM45MP-00.....	289	PA-ZASGLAXRADP-00.....	306	XAE-KZASLC-10.....	224	XLD-LUM15W-CCT-00.....	220
PA-OSTRGLAXM45MP-00.....	290	PA-ZASGLAXRADPO-00.....	306	XAE-KZASPB-00.....	224	XLD-LUM15W-CCT-10.....	220
PA-OSTRGLAXM45MP-00.....	291	PA-ZAWGLAXDR-00.....	306	XAE-KZASPC-10.....	224	XLD-LUM24W-CCT-00.....	220
PA-OSTRGLAXM45MP-00.....	295	PA-ZAWGLAXDRP-00.....	305	XAE-LELUB-00.....	228	XLD-LUM24W-CCT-10.....	220
PA-OSTRGLAXM45MP-00.....	299	PA-ZGLAXKTOMZ-00.....	317	XAE-LELUC-10.....	228	XLD-ORION40W-CCT-00.....	222
PA-OSTRGLAXM45MP-00.....	303	PA-ZGLAXMKNKOMZ-00.....	316	XAE-LELZB-00.....	228	XLD-ORION40W-CCT-10.....	222
PA-OSTRGLAXM45MP-00.....	310	PA-ZGLAXMKNKOMZ-10.....	316	XAE-LELZC-10.....	228	XLD-SRA08WB-NB.....	218
PA-OSTRGLAXM45MP-00.....	310	PA-ZGLAXMKNKOMZ-20M.....	316	XAE-LKELB-00.....	226	XLD-SRA08WC-NB.....	218
PA-OSTRGLAXM45MP-00.....	311	PA-ZGLAXNKKTOMZ-10.....	317	XAE-LKELC-10.....	226	XLD-SRA18WB-NB.....	218
PA-OSTRGLAXMP-00.....	295	PA-ZGLAXNKKTOMZ-20M.....	317	XAE-LKLLZB-00.....	225	XLD-SRA18WC-NB.....	218
PA-OSTRGLAXMP-00.....	299	PA-ZGLAXOMZ-00.....	316	XAE-LKLLZC-10.....	225	XLT-ADOGU10-00.....	214
PA-OSTRGLAXMP-00.....	303	PA-ZGLAXOMZ-10.....	316	XAE-LKLPWB-00.....	225	XLT-ADOGU10-10.....	214
PA-OSTRGLAXP-00.....	296	PA-ZGLAXOMZ-20M.....	316	XAE-LKLPWC-10.....	225	XLT-ETNAES111-00.....	215
PA-OSTRGLAXP-00.....	301	PC-ELE724-FR-00.....	258	XAE-LKLRZWB-00.....	225	XLT-ETNAES111-10.....	215
PA-OSTRGLAXP-00.....	305	PC-ELE724-SC-00.....	258	XAE-LKLRZWC-10.....	225	XLT-GRSGU10KB-NB.....	215
PA-OSTRGLAXP-00.....	306	PC-MECH24-FR-00.....	258	XAE-LKRUB-00.....	228	XLT-GRSGU10KC-NB.....	215
PA-OSTRGLAXP-00.....	307	PC-MECH24-SC-00.....	258	XAE-LKRUC-10.....	228	XLT-GRSGU10OB-NB.....	216
PA-OSTRGLAXP-00.....	309			XAE-LKTRZWL-00.....	226	XLT-GRSGU10OC-NB.....	216
PA-OSTRGLAXP-00.....	311	R		XAE-LKTRZWLC-10.....	226	XLT-LAGO-GU10-00.....	216
PA-OSTRGLAXP-00.....	314	RM-LUNA120-00.....	114	XAE-LKTRZWPB-00.....	227	XLT-LAGO-GU10-10.....	216
PA-OSTRGLAXP-00.....	315	RM-LUNA120-10.....	114	XAE-LKTRZWPC-10.....	227	XLT-LMAGU10KB-NB.....	215
PA-ROZGLAX-53.....	305	RM-MAX06WK-00.....	140	XAE-LKTWLB-00.....	226	XLT-LMAGU10KC-NB.....	215
PA-ROZGLAX-53-20M.....	305	RM-MAX06WO-00.....	139	XAE-LKTWLC-10.....	226	XLT-LMAGU10OB-NB.....	215
PA-ROZGLAXP-53.....	305	RM-MAX09WK-00.....	140	XAE-LKTWPB-00.....	227	XLT-LMAGU10OC-NB.....	215
PA-SPRGLAXM-00N.....	295	RM-MAX09WO-00.....	139	XAE-LKTWPC-10.....	227	XLT-ORI-GU10-00.....	214
PA-SPRGLAXM-00N.....	299	RM-MAX12WK-00.....	140	XAE-LKTZLB-00.....	227	XLT-ORI-GU10-10.....	214
PA-SPRGLAXM-00N.....	306	RM-MAX12WO-00.....	139	XAE-LKTZLC-10.....	227	XLT-SOL2-GU10-00.....	216
PA-SPRGLAXMIC-00N.....	292	RM-MAX18WK-00.....	140	XAE-LKTZPB-00.....	227	XLT-SOL2-GU10-10.....	216
PA-SPRGLAXMIC-00N.....	309	RM-MAX18WO-00.....	139	XAE-LKTZPC-10.....	227	XLT-SOL-GU10-00.....	214
PA-USZGLAX-00N.....	307	RM-MAX24WK-00.....	140	XAE-LKXUB-00.....	226	XLT-SOL-GU10-10.....	214
PA-USZGLAX-10N.....	307	RM-MAX24WO-00.....	139	XAE-LKXUC-10.....	226	XLT-Z3OP20SZ1B-00-N.....	214
PA-ZASGLAXDRP-00.....	305			XAE-LMIZB-00.....	229	XLT-Z3OP20SZ1B-10-N.....	214
PA-ZASGLAXDRP-20M.....	305	S		XAE-LMIZC-10.....	229	XTR-RA3FZ1B-00.....	224
PA-ZASGLAXKTP-00.....	314	SA1.....	93	XAE-MS120B-00.....	230	XTR-RA3FZ1B-N-00.....	224
PA-ZASGLAXKTP-20M.....	314	SA2.....	93	XAE-MS120C-10.....	230	XTR-RA3FZ1C-10.....	224
PA-ZASGLAXKTP-00.....	314	SO-TK060DE-00.....	73	XAE-MSEZB-00.....	229	XTR-RA3FZ1C-N-10.....	224
PA-ZASGLAXKTP-20M.....	314	SO-TK069DE-00.....	73	XAE-MSEZC-10.....	229	XTR-RA3FZ2B-00.....	224
PA-ZASGLAXMICNKP-00.....	292	SO-TK090DE-00.....	73	XAE-MSUNB-00.....	228	XTR-RA3FZ2B-N-00.....	224
PA-ZASGLAXMICNKP-20M.....	292	SO-TK612DE-00.....	73	XAE-MSUNC-10.....	228	XTR-RA3FZ2C-10.....	224
PA-ZASGLAXMICNKP-00.....	292	SW-HLSZT809W-60.....	62	XAE-ZKUNCB-00.....	225	XTR-RA3FZ2C-N-10.....	224
PA-ZASGLAXMICNKP-20M.....	292	SW-HLSZT818W-120.....	62	XAE-ZKUNCC-10.....	225		
PA-ZASGLAXMICP-00.....	300	SW-HLSZT824W-150.....	62	XAE-ZZWECLB-00.....	229		
PA-ZASGLAXMICPO-00.....	300	SW-NSZT810W-60N.....	62	XAE-ZZWECLC-10.....	229		
PA-ZASGLAXMNKP-00.....	295	SW-NSZT818W-120N.....	62	XAE-ZZWL120B-00.....	229		
PA-ZASGLAXMNKP-10.....	295	SW-NSZT822W-150N.....	62	XAE-ZZWL120C-10.....	229		
PA-ZASGLAXMNKP-20M.....	295	SW-SHLSZT809W-60.....	62	XLD-1524XLN-NB0.....	221		
PA-ZASGLAXMNKP-90.....	295	SW-SHLSZT809W-CW-60.....	62	XLD-1560XLN-NB0.....	221		
PA-ZASGLAXMNKP-00.....	295	SW-SHLSZT818W-120.....	62	XLD-3024XLN-NB0.....	221		
PA-ZASGLAXMNKP-10.....	295	SW-SHLSZT818W-CW-120.....	62	XLD-3024XLN-NB1.....	221		
PA-ZASGLAXMNKP-20M.....	295	SW-SHLSZT822W-150.....	62	XLD-3060XLN-NB0.....	221		
PA-ZASGLAXMNKP-90.....	295	SW-SHLSZT822W-150.....	62	XLD-3060XLN-NB1.....	221		
PA-ZASGLAXMNKWP-00.....	299	SW-SHLSZT822W-CW-150.....	62				
PA-ZASGLAXMNKWP-20M.....	299	SW-ZSZT810W-60N.....	62				

Niniejszy katalog produktów został przygotowany przez GTV Poland. Poprzez ciągłe udoskonalanie swojej oferty, zgodnie z wymogami rynkowymi i prawnymi, GTV Poland zastrzega sobie prawo do wprowadzania zmian w przedstawionym asortymencie. Prezentowana publikacja nie jest ofertą w rozumieniu Kodeksu Cywilnego. Rzeczywiste produkty mogą odbiegać od poglądowych zdjęć i rysunków zamieszczonych w publikacji. GTV Poland zastrzega sobie prawo do zmian i błędów w druku.

This product catalogue has been prepared by GTV Poland. Constantly improving its products so as to follow market and legal requirements, GTV Poland reserves the right to introduce changes in the presented product range. The present publication does not constitute an offer within the meaning of the Civil Code. The real products can differ from the example photographs and drawings in the publication. GTV Poland reserves the right to make changes and printing errors.

 +48 22 44 47 595

 +48 22 44 47 366
+48 22 44 47 287

 +48 22 44 47 394

 +48 22 44 47 379

 +420 591 160 091



































The logo for GTV, consisting of the letters 'GTV' in a bold, sans-serif font. The 'G' is significantly larger than the 'T' and 'V'.

GTV

ul. Przejazdowa 21
05-800 Pruszków
Poland

tel.: **+ 48 22 44 47 595**
fax: **+48 22 444 75 01**
e-mail: **info@gtv.com.pl**